

**AFRICAN DEVELOPMENT BANK**

**AFRICAN DEVELOPMENT FUND**



**WATER AND SANITATION DEPARTMENT  
(OWAS)**

**RURAL WATER SUPPLY AND SANITATION INITIATIVE  
(RWSSI)**



**2010 ANNUAL PROGRESS REPORT  
AND  
PROPOSAL FOR 2011 RWSSI TRUST FUND**

***REVISED FINAL***

**APRIL 2011**

## TABLE OF CONTENTS

<i>EXECUTIVE SUMMARY</i>	<i>iii</i>
<b>1 BACKGROUND</b>	<b>1</b>
1.1 Introduction	1
1.2 The RWSSI Trust Fund (RWSSI-TF)	1
1.3 RWSSI Programme Up To End of 2009	2
1.4 RWSSI Programme for 2010	2
<b>2 STATUS OF IMPLEMENTATION</b>	<b>3</b>
2.1 Programmes/Projects Approved in 2010	3
2.2 Studies Launched in 2010	4
2.3 Overall Progress of Programmes /Projects Approved to Date	4
2.4 Second International Rural Water Supply and Sanitation Conference	5
<b>3 FINANCIAL STATUS</b>	<b>5</b>
3.1 Contributions to RWSSI-TF	5
3.2 Fund Utilization	6
3.3 Funding to RWSSI Programmes/Projects from AfDB	6
3.4 Disbursements	6
3.5 RWSSI Lending Program for 2011	8
3.6 Projects and Studies Planned For 2011	9
<b>4 KEY RWSSI ACHIEVEMENTS</b>	<b>10</b>
4.1 RWSSI Achievements in 2010	10
<b>5 OTHER RELATED ACTIVITIES</b>	<b>13</b>
5.1 Multi Donor Water Partnership Programme (MDWPP)	13
5.2 African Water Facility (AWF)	13
5.3 Fragile States	13
5.4 Bank Human Resources Capacity	13
<b>6 ISSUES AND RECOMMENDATIONS</b>	<b>14</b>
6.1 Issues and Suggested Actions	14
6.2 Recommendations	15

### List of acronyms and abbreviations

AfDB	African Development Bank Group
ADF	African Development Fund
ADB	African Development Bank
AWF	African Water Facility
AWV	African Water Vision
DFID	UK Department for International Development
FRUGAL	Forming Rural Utility Groups and Leases
M&E	Monitoring and Evaluation
MDWPP	Multi-Donor Water Partnership Program
MDGs	Millennium Development Goals
OPSCOM	Operations Committee
OWAS	Water and Sanitation Department
RWSSI	Rural Water Supply and Sanitation Initiative
RWSS	Rural Water Supply and Sanitation
RWSSI-TF	Rural Water Supply and Sanitation Initiative Trust Fund
TF	RWSSI Trust Fund
UA	Unit of Account
WSS	Water Supply and Sanitation

## EXECUTIVE SUMMARY

### I. RWSSI 2010 Annual Progress Report

1. The Rural Water Supply and Sanitation Initiative (RWSSI) was launched in 2003. The objective of the RWSSI is to reduce poverty by accelerating access to improved rural water supply and sanitation (WSS) facilities from a baseline of 47% and 44% respectively in the year 2000 to 80% by the year 2015 in a sustainable manner. The population targeted is approximated at 280 million people.
2. In 2005 at the first International Conference on Rural Water Supply and Sanitation in Africa in Paris, RWSSI was adopted, by the main international donors and the African Governments as a common framework for resources mobilization and investment for rural water supply and sanitation services development in Africa. The Conference led to the establishment of a RWSSI Trust Fund (RWSSI-TF) in 2006.
3. Total commitments to the RWSSI Trust Fund are €117.35 and the unpaid commitments are €26.21 million. The current volume of contributions received by the RWSSI-TF is €91.1 million, from France €40.00 million, Denmark €30.82 million, Netherlands €9.29 million, Canada € 8.59 million and Switzerland € 2.44 million.
4. The total approximated financing for RWSSI is €2.94 billion of which the Bank contributed €885.3 million and the RWSSI-TF €86.4 million. These programmes/projects leveraged about €1.97 billion from other development partners and African governments for financing of rural water supply and sanitation in the 22 countries.
5. The funds approved for RWSS financing in 2010 is €106.89 million out of which €84.68 million from ADF and €22.21 million from the RWSSI Trust Fund.
6. The number of projects and programmes approved by the Bank as at 31<sup>st</sup> December 2010, is twenty eight (28) in twenty two (22) countries. The 2010 RWSSI programme consisted of implementation of programs/projects carried over from 2009 in 20 countries and new projects/programs in three countries (Cameroon, Mozambique and Tanzania (RWSSI II)) and studies on i) Supply Chains in Operations and Maintenance of Rural Water Supply and Sanitation, and ii) Hygiene and Health Education in the Context of Rural Water Supply and Sanitation for a total of Euro 107 million.
7. Out of the 28 programmes/projects approved up to the end of 2010, 4 have been completed. Implementations in 6 are at an advanced stage and 7 others are registering slow progress. The remaining 11 are at commencement stage.
8. The access provided to potable water supply in the 22 RWSSI countries increased from 25 million people at December 2009 to 33 million people at December 2010, while access to improved sanitation increased from 17 million to about 20 million people during the same period. This access figure covers not only those attributable to AfDB and RWSSI-TF financing but also to project/programmes co-financed by the Bank and other donors.

### II. RWSSI 2011 Implementation Plan and budget

9. The 2011 RWSSI programme is prepared to respond to the needs of strengthening RWSSI implementation, based on the AfDB allocation for the RWSSI and the funds available under the RWSSI-TF. Accordingly, it is proposed to consist of:

- i) Implementation of 22 programs/projects carried over from 2010 and new programmes/projects in Tunisia, Niger, Uganda, Mauritania and The Gambia,
  - ii) Undertaking development of National Programmes in Sao Tome, Sierra Leone, Liberia and Djibouti,
  - iii) Audit of the TF since inception,
  - iv) An independent evaluation of the Phase I and II RWSSI activities that assesses the relevance, achievements, challenges, lessons learnt and the way forward,
  - v) Recruitment of a long term consultant to support RWSSI program management for better coordination of RWSSI activities (not to be funded by TF project funds),
  - vi) Production of additional RWSSI films that will complement those done in 2010 with WPP financing, and,
  - vii) Preparatory activities for the 2<sup>nd</sup> International Rural Water Supply and Sanitation Conference.
- 10.** The total projected commitment for RWSSI in 2011 is €132.31 million, of which €111.91 million is from ADF and €20.4 million is from the RWSSI Trust Fund. Of this 2011 RWSSI Trust Fund commitment, €128.41 million is for programme implementation and the remaining €3.90 million is for undertaking development of national programmes, studies related to RWSSI, an independent evaluation of the RWSSI, an audit and engagement of short term and long term consultants. Execution of the 2011 Workplan is conditional upon receipt of commitments from the Netherlands and Canada.

### **III. Issues and Recommendations**

- 11. RWSSI faces increased competition for resources due to the contemporary financial, energy and food crises. Although the WSS funding by the Bank has increased tenfold in the last seven years, from an average of €54 million between 1967 and 2002 to about €538 million in 2010, the rural water supply and sanitation financing has seen a significant decrease since peaking in 2006, hitting a low in 2009, then increasing slightly again in 2010. This calls for continued effort in raising the profile of rural water supply and sanitation within the Bank, in RMCs, donors and regional actors.
- 12. In 2010, no additional commitment to the RWSSI-TF has been secured from donors. OWAS must successfully organize the second International Conference on Rural Water Supply and Sanitation by 2012. The conference presents a unique opportunity to raise the RWSSI profile, and mobilize the much needed additional resources.
- 13. With the exception of Ethiopia, Rwanda, Morocco, Senegal, and Tanzania, sanitation access recorded so far under the Initiative continues to be low. Lessons learnt from these countries should be replicated in other countries to increase the focus on sanitation.
- 14. The Monitoring and Evaluation (M&E) systems in place seem to be inefficient and tend to report more on public sector activities and less on privately owned facilities. Furthermore, measuring hygiene behavior change continues to be a challenge as it is not as easy to estimate as the number of people who are served by water source. OWAS needs to strengthen the development of the M&E systems in the RWSSI Projects in 2011.
- 15. Project implementation is progressing well in many countries but there are challenges in some others which require attention. Current disbursement levels stand at UA 247.84 million or 33% of total financing, however there are over 12 programmes/projects with disbursement levels below 10%. OWAS needs to increase collaboration with field offices, delegate more supervision to FOs and decentralize Headquarters' experts to FOs, as this will accelerate implementation, especially for the fulfillment of loan and grant conditions.

## **1 BACKGROUND**

### **1.1 Introduction**

1.1.1 One of the Bank's responses to the challenges of the African Water Vision (AWV) and the Millennium Development Goals (MDGs) was the development of a water and sanitation sector strategy that increased financing for rural interventions in Africa where 65% of the population live while maintaining support for peri-urban/ urban areas, enhancing water development for irrigation and hydropower and trans-boundary water resources management. In 2003, the AfDB developed the Rural Water Supply and Sanitation Initiative (RWSSI) as one of the Initiatives in support of this strategy. RWSSI has grown into one of the largest and most important water initiatives of the Bank.

1.1.2 The objective of the RWSSI is to reduce poverty by accelerating access to improved rural water supply and sanitation (WSS) facilities from a baseline of 47% and 44% respectively in the year 2000 to 80% by the year 2015 in a sustainable manner. The population targeted under the RWSSI is approximated at 280 million people living in rural parts of Africa and who are expected to access new and rehabilitated WSS facilities.

1.1.3 The approach adopted for RWSSI underscores mainstreaming of rural water supply and sanitation development within government sector programming, and providing support for the development of programmes and projects where these are nonexistent. This requires a close coordination between government agencies, donors and other stakeholders in order to ensure successful country-level operations, while adopting innovative approaches including designs for demand-responsiveness, programmatic and fast-tracking approaches.

1.1.4 RWSSI was adopted, by the main international donors and the African Governments as a common framework for resources mobilization and investment for rural water supply and sanitation services development in Africa at the first International Conference on rural water supply and sanitation in Africa held on 1<sup>st</sup> April 2005 in Paris. The Conference led to the establishment of a RWSSI Trust Fund (RWSSI-TF) to earmark additional resources to be managed by the AfDB for the financing of RWSS Programmes. At the conference, the Governments of France and Denmark pledged € 40 million and € 30 million, respectively, as additional funding through the RWSSI-TF. Thereafter, the Netherlands joined the RWSSI-TF in 2006 with a contribution of € 20 million. In 2009, Canada and Switzerland joined with contributions of € 25.2 million and € 2.15 million respectively.

1.1.5 The purpose of this 2010 Annual Progress Report is to update stakeholders on the progress made with respect to the various operational and organizational activities within the RWSSI. It covers the period January – December 2010. The intended audience includes the Donors who are signatory to the Multi-Donor Grant Arrangement for the African Development Bank, and the African Development Fund, Rural Water Supply and Sanitation Initiative.

### **1.2 The RWSSI Trust Fund (RWSSI-TF)**

1.2.1 The AfDB Board of Directors approved the RWSSI Multi-Donor Grant Arrangement on 18<sup>th</sup> January 2006 and authorized the President to conclude the Arrangement with the initial donors (France and Denmark) as well as other donors that are willing to contribute to the Grant Arrangement. The agreement was subsequently signed by Denmark on 3<sup>rd</sup> February

2006 and by France on 6<sup>th</sup> September 2006. The Netherlands joined the RWSSI-TF and signed the Grant Arrangement on 29<sup>th</sup> September 2006. The Agreement between the Bank and the Canadian Government was signed in 2009 while that between the Bank and the Swiss Government in June 2010.

1.2.2 The RWSSI-TF supplements the AfDB's resources with a view to scale up the financing of RWSS Programmes. The RWSSI-TF started operation in 2007. The technical focal point for RWSSI-TF is the Water and Sanitation Department (OWAS) which appraises and processes the programmes/projects. The RWSS programmes/projects co-financed by RWSSI-TF are designed and implemented in line with the AfDB's internal procedures with approval of projects done by the AfDB Board of Directors.

1.2.3 Article III-2 of the RWSSI Multi-Donor Grant Arrangement stipulates: "The Bank will establish a committee constituted of representatives of the Bank and Donors (*the "Committee"*). *The Committee will meet once a year, to review the progress made during the year as well as to examine the Work Programme and objectives for the coming year.*" So far, four meetings of the Committee have been held in Tunis on i) 29<sup>th</sup> January 2007, ii) 26<sup>th</sup> March 2008, iii) 25<sup>th</sup> May 2009 and iv) 14<sup>th</sup> June 2010.

1.2.4 The current volume of commitments to the Fund is €117.35 million with France €40.00 million, Denmark €30.00 million, Netherlands €20.00 million, Canada €25.20 million and Switzerland € 2.15 million.

### **1.3 RWSSI Programme Up To End of 2009**

1.3.1 25 RWSSI programs/projects in 20 RMCs have benefited from the Bank financed RWSS program. Out of this 9 has also benefited from the RWSSI TF. The programs in Uganda and Rwanda have been completed and those in Senegal and Mali are over 95% complete. The programs in Morocco and Tanzania are at advanced stages of completion. Out of the 20 countries benefitting from AfDB funding, 5 countries namely Senegal, Mali, Rwanda, Tanzania and Kenya, have commenced implementing a 2<sup>nd</sup> RWSS intervention.

### **1.4 RWSSI Programme for 2010**

1.4.1 The 2010 RWSSI programme consisted of implementation of programs/projects carried over from 2009 in 20 countries and new projects/programs in three countries and undertaking of National Programme development and sector topical studies.

1.4.2 In 2010, the Bank had planned to implement RWSS operations in three countries, namely, Cameroon, Mozambique and Tanzania (RWSSI II) for a total of UA 93.75 million out of which UA 74.27 million from ADF and UA 19.48 million from the RWSSI Trust Fund.

1.4.3 In addition three studies for National Programme Development in Sao Tome, Cote d'Ivoire and Eritrea, and multinational studies which focus on Sustainable Supply Chains, Hygiene & Health Education strategies and M&E in RWSSI were part of the 2010 RWSSI Programme. The details of the new programmes/projects which were planned for 2010 are provided in Table 1.1 below.

**Table 1.1: 2010 Plan of RWSSI Programmes/Projects & Studies (in millions)**

Project/Studies	ADB Group Financing	RWSSI Trust Fund Financing	Total Financing
Cameroon RWSSI	10.0	5.0	15.0
Tanzania RWSSI II	59.0	6.0	65.00
Mozambique RWSS Project	5.27	4.98	10.25
Sao Tome (National Programme Development)		1.0	1.0
Cote d'Ivoire (National Programme Development)		1.0	1.0
Eritrea (National Programme Development)		1.0	1.0
Multinational (Sustainable Supply Chains Studies, Hygiene and Health Education, M&E and reporting in RWSSI)		0.34	0.34
High Level Meeting between donors and African ministers <sup>1</sup>		0.16	0.16
<b>Total Financing in million UA</b>	<b>74.27</b>	<b>19.48</b>	<b>93.75</b>
<b>Total Financing in million €</b>	<b>84.68</b>	<b>22.21</b>	<b>106.89</b>

## 2 STATUS OF IMPLEMENTATION

### 2.1 Programmes/Projects Approved in 2010

2.1.1 The RWSSI project in Cameroon was approved by the Board on May 12, 2010. Project funding comprises UA10.0 million from the ADF window and UA 4.70 million from the RWSSI-TF. The RWSSI program in Tanzania (which is a second phase of RWSSI intervention) was approved by the Board on 15<sup>th</sup> September 2010. The program funding to the national programme comprises UA 59 million from the ADF window and UA 5.55 million from RWSSI-TF and is also co-financed with a number of other donors through sector budget support financing. The Mozambique RWSSI Program was approved by the Board on 26<sup>th</sup> October 2010 and comprises UA 5.27 million from the ADF window and UA 5.29 million from the RWSSI-TF. The programme in Mozambique is also co-financed with a number of other donors, through both individual programme loans/grants as well as through basket funding. The list of countries and their approved budget is shown in Table 2.1.

2.1.2 This brings the number projects and programmes approved by the Bank as at 31<sup>st</sup> December 2010, to twenty eight (28) in twenty two (22) countries (See Figure 1) with total approximate financing of €2.94 billion (UA 2.5 billion) of which the Bank contributed €885.3 million (UA 764 million) and the RWSSI-TF (€84.68 million (UA 73.2 million)). These Programmes/Projects leveraged about €1.97 billion from other development partners and African governments for financing of rural water supply and sanitation in the 22 countries. The Initiative has demonstrated tremendous leveraging effect in the financing of rural water supply and sanitation in Africa.

<sup>1</sup> Postponed to next year

**Table 2.1: 2010 Approved RWSSI Programmes/Projects & Studies (in millions)**

Project/Studies	ADB Group Financing	RWSSI Trust Fund Approved	Total Financing	Remark
Cameroon RWSSI	10.0	4.70	14.70	Approved on 12/05/10
Tanzania RWSSI II	59.0	5.55	64.55	Approved on 15/09/10
Mozambique RWSS Project	5.27	5.27	10.54	Approved on 26/10/10
Sao Tome (National Programme Development)				Postponed for 2011
Cote d'Ivoire (National Programme Development)				Postponed for 2011
Eritrea (National Programme Development)				Canceled
Multinational (Sustainable Supply Chains Studies, Hygiene and Health Education, M&E and reporting in RWSSI)		0.34	0.34	2 studies launched
High Level Meeting between donors and African ministers				Postponed for 2011
<b>Total Financing in UA</b>	<b>74.27</b>	<b>15.86</b>	<b>90.13</b>	
<b>Total Financing in €*</b>	<b>87.18</b>	<b>18.61</b>	<b>105.79</b>	

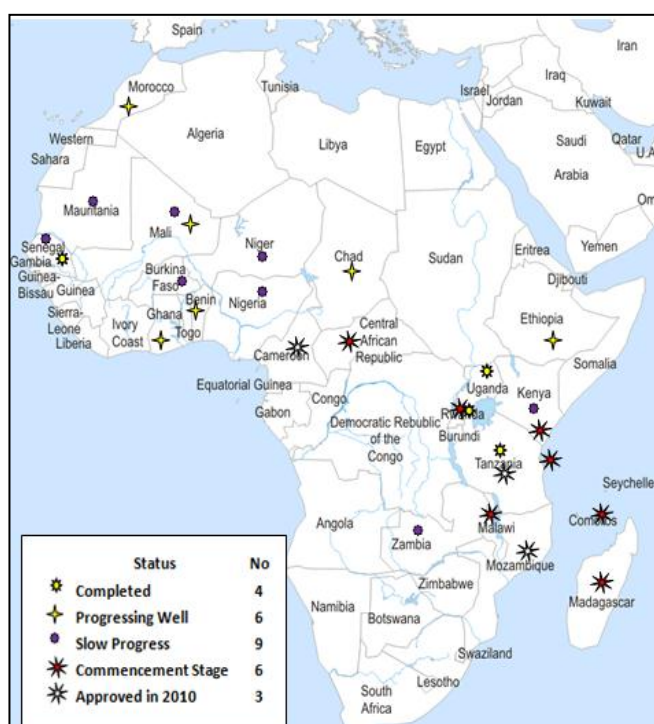
\*Euro 1.0=UA 0.8519

## 2.2 Studies Launched in 2010

2.2.1 Studies for: i) Supply Chains in Operations and Maintenance of Rural Water Supply and Sanitation, and ii) Hygiene and Health Education in the Context of Rural Water Supply and Sanitation were initiated. The Requests for Expression of Interest were published in UNDB the third quarter 2010 and the shortlists and Request for Proposals prepared and launched in the fourth quarter 2010. The studies for the development of RWSSI programs in Eritrea was not undertaken since government has yet to confirm and that of Côte d'Ivoire and Sao Tome were postponed for 2011.

## 2.3 Overall Progress of Programmes /Projects Approved to Date

2.3.1 Out of the twenty eight (28) programmes/projects approved up to the end of 2010, four (4) in Rwanda, Senegal, Uganda and Tanzania have been completed. Implementation in six (6) countries Mali, Ghana, Chad, Ethiopia, Niger and Morocco is at an advanced stage. Implementation in seven (7) programmes Benin, Madagascar, Zambia, Mauritania, Burkina Faso, and Rwanda Phase II programmes are registering slow progress. The remaining eleven (11) programmes/projects are at



**Figure 1: Status and Location of RWSSI Programmes**

commencement stage of which two (2) Nigeria and Kenya Phase I were approved in 2007, three (3) Mali Phase II, Tanzania–Zanzibar and Senegal Phase II were approved in 2008, three (3) Senegal and Kenya Phase II and Comoros were approved in 2009 and three (3) Cameroon, Tanzania Phase II and Mozambique were approved in 2010. The status of implementation as well as the location of the programs/projects is shown in figure 1.

## 2.4 Second International Rural Water Supply and Sanitation Conference

2.4.1 The 2<sup>nd</sup> International Rural Water Supply and Sanitation Conference has been postponed and is expected to be held sometime in early 2012. The objectives of the conferences are to take stock of achievements so far and secure renewed commitments for the future. The decreasing levels of RWSS financing by the Bank further justify the need for this conference.

## 3 FINANCIAL STATUS

### 3.1 Contributions to RWSSI-TF

3.1.1 In 2010 there was no new donor to the RWSSI-TF and there was no additional commitment to the fund from the existing donors. Hence, the current volume of commitments remains the same as at the end of 2009 at € 117 million (from France €40.00 million, Denmark €30.00 million, Netherlands €20.00 million, Canada €25.20 million and Switzerland €2.15 million). Denmark’s final contribution of €5.50 million was received in January 2010 while Canada’s first contribution of € 8.58 million was received in March 2010. Switzerland’s contribution of €2.15 million has also been received by the Bank. The financial contributions received in the RWSSI-TF account as at 31<sup>st</sup> December 2010 were €14.08 million bringing the total contributions received to date to €91.14 million as detailed in Table 3.1 below.

**Table 3.1: Donor Commitments and Contributions as at 31<sup>st</sup> Dec. 2010**

Donor	Commitment	Annual Contributions Received, EURO million						
		2005	2006	2007	2008	2009	2010	Total
France	40.00	12.00	10.00	3.20	14.80	-	-	40.00
Denmark	30.00	8.17	5.76	5.76	5.63	0	5.5	30.82
Netherlands	20.00	0	2.25	3.47	3.57	0	0	9.29
Canada	25.2	-	-	-	-	0	8.59	8.59
Switzerland	2.15	-	-	-	-	-	2.44	2.44
<b>Total € m</b>	<b>117.35</b>	<b>20.17</b>	<b>18.01</b>	<b>12.43</b>	<b>24.00</b>	<b>0</b>	<b>14.08</b>	<b>91.14</b>

(The account has also accrued interest of € 2.08 million)

3.1.2 France and Denmark have now paid up all their pledges to the RWSSI-TF which are €40 million and €30 million, respectively, while the Netherlands has €10.71 million outstanding and Canada has €16.61 million outstanding. Total unpaid commitments are €27.32 million as at 31<sup>st</sup> December 2010.

## 3.2 Fund Utilization

3.2.1 The RWSSI TF resources made available for commitment including accrued interest of €2.08 million, totals €93.2 million. Out of this, €82.1 million was allocated to projects/programmes by end of 2010. Taking into account allocation for administrative expenses of €3.72 million and funding of €165,000 for a study on Supply Chain for RWSSI and €295,000 for a study on Hygienic and Health Education in Rural Water and Sanitation, this leaves only €6.92 million uncommitted funds in the RWSSI-TF account as at end of 31<sup>st</sup> December 2010.

## 3.3 Funding to RWSSI Programmes/Projects from AfDB

3.3.1 There has been a tenfold increase in annual Bank Group financing for water supply and sanitation from an average of €54million between 1967 and 2002 to about €538 million in 2010. Of this, RWSS financing increased markedly during the early years of the initiative. However this has seen a significant decrease since peaking in 2006 (see Figure 2) hitting law in 2009 and then has started to increase again in 2010 and is expected to increase further in 2011. The funds approved for RWSS financing in 2010 is €107 million, an increase of about €28 million over 2009.

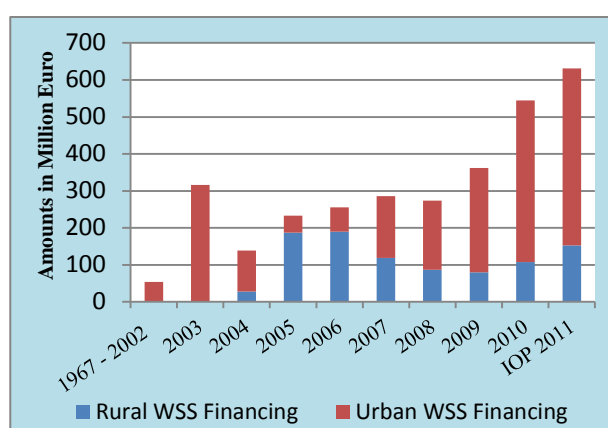


Figure 2: Annual WSS Financing at AfDB (UA)

3.3.2 The table below shows funding allocations to the end of 2010 for the RWSSI programs which received RWSSI TF financing.

**Table 3.2: Allocation of RWSSI-TF Resources by 31<sup>st</sup> December 2010 in UA million**

	Country	Approval Date	Total Program Cost	AfDB Group Contribution	RWSSI Trust Fund Contribution
1	Niger	Feb-07	24.36	3.00	11.00
2	Burkina Faso	Jul-07	35.00	20.00	10.00
3	Kenya	Nov-07	55.00	35.19	10.07
4	Mali II	Jun-08	36.39	22.00	10.00
5	Malawi	Jul-08	148.00	25.00	3.50
6	Tanzania/Zanzibar	Nov-08	33.30	25.50	2.52
7	Rwanda II	Jul-09	20.27	10.00	6.00
8	CAR	Nov-09	10.35	7.00	3.00
9	Comoros	Dec-09	21.52	8.64	2.00
10	Cameroun	10-May	17.25	10.00	4.70
11	Tanzania RWSS II	Sep-10	200.00	59.00	5.55
12	Mozambique RWSSI	Nov-10	135.20	5.27	5.29
	<b>Total in UA million</b>		<b>736.64</b>	230.60	73.63
	<b>Total in € million</b>		<b>864.67</b>	270.69	86.43
	Exchange rate UA to Euro = 1.17385				

## 3.4 Disbursements

3.4.1 Twenty four out of the twenty eight programmes/projects approved so far have started disbursing. The average disbursement rate of all programmes/projects as of 31<sup>st</sup> December

2010 stood at 33% (Table 3.3). Disbursements have increased by about 41% in 2010 from €206 million (UA 176 million) in December 2009 to €291 million (UA 247 million) in December 2010. Approved and disbursed amounts are shown in Figure 3.

3.4.2 Of the Twenty eight (28) programmes/projects approved four (4) in Rwanda, Senegal, Uganda and Tanzania have fully disbursed from AfDB and RWSSI-TF, two (2) in Mali and Morocco have disbursed over 50% and five (5) in Ghana, Benin, Ethiopia, Chad and Niger are registering disbursements between 30% to 50%. Zambia, Mauritania, Madagascar, Burkina-Faso, Nigeria, Mali, Malawi, Tanzania Zanzibar, Senegal II, Comoros and CAR, demonstrate very slow disbursement ranging from 1% to 18% even though three were approved before end of 2006 and five in 2007 and 2008. Four programmes/projects approved in 2009 and 2010 have not yet started to disburse as they are yet to fulfill effectiveness and first disbursement conditions. Some of the programmes/projects such as Benin though approved in 2004 have disbursements of only 32% while Rwanda Phase II approved in 2009 has already 14% disbursement.

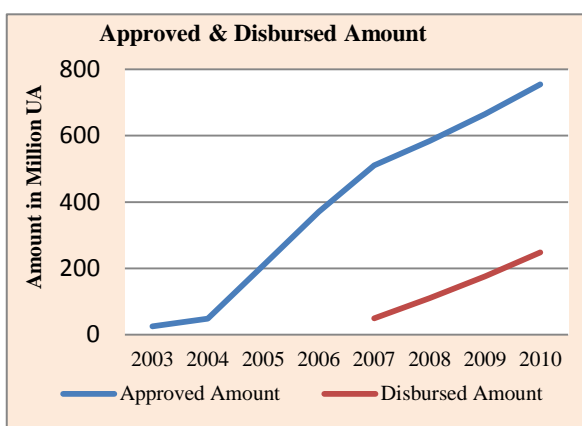


Figure 3: Cumulative Approved & Disbursed Amounts

Table 3.3: RWSSI Project Disbursements at 31 December, 2010 (million UA)

	Country (Approval Date)	*Total Approved	Amount Disbursed (UA)				% Disbursed
			31/12/07	31/12/08	31/12/09	31/12/10	31/12/10
1	Mali (17-Dec-03)	12.00	3.48	4.99	5.53	6.46	54%
2	Rwanda (17-Dec-03)	13.00	4.93	10.71	12.26	12.97	100%
3	Ghana (8-Sep-04)	12.80	2.85	3.41	4.15	6.31	49%
4	Benin (10-Nov-04)	10.74	0.14	1.04	1.95	3.41	32%
5	Senegal (21-Sep-05)	25.00	7.81	16.42	21.82	24.91	100%
6	Uganda (19-Dec-05)	40.00	16.03	27.35	40	40.00	100%
7	Ethiopia (21-Dec-05)	43.61	2.04	6.38	6.38	18.20	42%
8	Madagascar (21-Dec-05)	51.00	1.22	3.82	6.52	8.15	16%
9	Chad (12-Jul-06)	13.00	0.25	1	3.19	6.03	46%
10	Morocco (21-Jul-06)	70.15	0.08	11.17	28.96	40.23	57%
11	Tanzania (13-Sep-06)	55.00	10.16	22.89	36.69	55.00	100%
12	Zambia (31-Oct-06)	15.00		0.18	0.34	1.48	10%
13	Mauritania (15-Nov-06)	9.70	0.07	0.12	0.68	1.04	11%
14	Niger (21-Feb-07)	13.87		0.26	5.29	6.81	49%
15	Burkina Faso (24-Jul-07)	29.62		0.09	0.31	5.25	18%
16	Nigeria (10-Oct-07)	51.00			0.81	0.81	2%
17	Kenya (21-Nov-07)	45.19			0.13	2.09	5%
18	Mali II (11-Jun-08)	31.29			0.13	1.38	4%
19	Malawi (2-Jul-08)	28.97			0.67	3.22	11%
20	Tanzania/Zanzibar (11- Nov-08)	12.52				0.14	1%
21	Senegal II (18-Feb-09)	30.00			0.26	1.02	3%
22	Kenya II (3-Nov-09)	15.00				0.00	0%
23	Comoros (17-Dec-09)	9.90				0.57	6%
24	Rwanda II (01-Jul-09)	16.03				2.30	14%
25	CAR (10-Nov-09)	10.00				0.06	1%
26	Cameroon (12-May-10)	14.63				0.00	0%
27	Tanzania RWSSI II (15-Sep-10)	64.72				0.00	0%
28	Mozambique (09-Nov-10)	10.47				0.00	0%
	<b>Total, UA</b>	<b>754.21</b>	<b>49.06</b>	<b>109.83</b>	<b>176.07</b>	<b>247.84</b>	<b>33%</b>
	<b>Total, EURO</b>	<b>885.33</b>	<b>57.59</b>	<b>128.92</b>	<b>206.68</b>	<b>290.93</b>	

\* The Total approved (AFDB + RWSSI TF) amounts exclude the approved RWSSI amounts prior to the start of RWSSI in 2003.

3.4.3 Disbursements from the RWSSI-TF for programmes/projects had increased by 85% from the December 2009 level of € 5.76 million to € 10.63 million. The current level of disbursement is equivalent to 12.9% of total commitments from the RWSSI-TF, a marked increase compared to the 8.9% achieved at the end of 2009. The details are provided in Table 3.4 below.

**Table 3.4: RWSSI TF Allocation and Disbursement in Euro**

Ref. No.	Country	Amount Allocated	Total Disbursed as at 31/12/10	% Disbursed from Total	Undisbursed Balance
1	Niger	12,544,180	7,097,420	56.58%	5,446,760
2	Burkina Faso	11,112,000	1,742,186	15.68%	9,369,814
3	Kenya	11,250,000	1,162,770	10.34%	10,087,230
4	Mali	10,730,000	286,208	2.67%	10,443,792
5	Malawi	3,520,000	240,000	6.82%	3,280,000
6	Tanzania	3,140,000	0	0.00%	3,140,000
7	Rwanda	6,960,000	100,282	1.44%	6,859,718
8	Centrafrique	3,294,000	0	0.00%	3,294,000
9	Comoros	2,197,380	0	0.00%	2,197,380
10	Cameroon	5,350,000	0	0.00%	5,350,000
11	Tanzania	6,000,000	0	0.00%	6,000,000
12	Mozambique	6,000,000	0	0.00%	6,000,000
	<b>TOTAL</b>	<b>82,097,560</b>	<b>10,628,866</b>	<b>12.95%</b>	<b>71,468,694</b>

### 3.5 RWSSI Lending Program for 2011

3.5.1 The 2011 RWSSI programme is prepared to respond to the needs of strengthening RWSSI implementation, based on the AfDB allocation for the RWSSI and the fund available under the RWSSI-TF. Accordingly, it will consist of:

- i) Implementation of programs/projects carried over from 2010 in 22 countries and new programmes/projects in four (4) countries (Tunisia, Niger, Mauritania, Uganda and The Gambia).
- ii) Undertaking National Programmes development.
- iii) An independent evaluation of the Phase I and II RWSSI activities that presents the achievements, lessons learnt, challenges and the way forward.
- iv) Recruitment of a long term consultant as a RWSSI Programme Manager for a better coordination of RWSSI activities.
- v) Production of additional RWSSI films that will complement those done in 2010 with WPP financing.

3.5.2 The total projected commitment for RWSSI in 2011 is €132.31 million, of which €111.91 million is from ADF recourses and €20.40 million is from the RWSSI Trust Fund. Of the total projected RWSSI commitment for 2011, €128.41 million is for programme implementation and the remaining 3.90 million is for undertaking development of national programmes, topical studies related to RWSSI, an independent evaluation of the RWSSI, and engagement of short term and long term consultants. However, as at end of 31<sup>st</sup> December 2010, the balance available for commitment in 2011 is only €6.92 million. It is necessary for commitments from The Netherlands and Canada to be received soon in order to implement the 2011 Workplan.

**Table 3.5: RWSSI Programmes/Projects & Studies Planned for 2011 (Euro million)**

Programme/Project and Studies	Projected Commitment for 2011 in millions of EURO		
	ADB Group Financing	RWSSI Trust Fund Financing	Total Financing
<b>A) Programmes/Projects</b>			
Tunisia	64.36		64.36
Niger *	16.74	4.00	20.74
Mauritania	7.25	4.00	11.25
Gambia	1.24	4.50	5.74
Uganda *	22.32	4.00	26.32
<b>Sub Total Programmes/Projects</b>	<b>111.91</b>	<b>16.50</b>	<b>128.41</b>
<b>B) Programme Development/Studies</b>			
Sao Tome (National Program Development)		1.00	1.00
Liberia (National Program Development)		1.00	1.00
Sierra Leone (National Program Development)		0.50	0.50
Djibouti (National Program Development)		0.50	0.50
RWSSI TF Program Audit		0.05	0.05
RWSSI Films		0.15	0.15
RWSSI External Evaluation		0.35	0.35
Short Term Consultants		0.10	0.10
Preparatory Events to 2 <sup>nd</sup> International RWSS Conf.		0.25	0.25
<b>Sub Total Program Development &amp; Studies</b>		<b>3.90</b>	<b>3.90</b>
<b>C) Total Projected Commitment 2011</b>	<b>111.91</b>	<b>20.40</b>	<b>132.41</b>

\* Conditional upon receipt of committed Dutch funds

### 3.6 Projects and Studies Planned For 2011

3.6.1 RWSSI investment operations for 2011 are proposed for presentation to the Board as follows: Mauritania - December, Tunisia – November, The Gambia – December, Uganda – September and Niger - July. Contracts will be signed in the first semester 2011 for launch of the following studies: for: i) Supply Chains in Operations and Maintenance of Rural Water Supply and Sanitation, ii) Multi-national Study on Education, Hygiene and Health in the Context of Rural Water Supply and Sanitation, and iii) an External Assessment of RWSSI Phases I and II. Program preparation activities for Sao Tome, Sierra Leone, Liberia and Djibouti are planned for the third quarter of 2011. (See Annex 2 for more details).

3.6.2 Preparation of the 2011 RWSSI Workplan took note of the Internal RWSSI Assessment (ref. para. 4.1.5 below) which identified some of the challenges needing to be addressed in the coming years. Some of these challenges are addressed as follows:

- i) The Assessment recommended that RWSSI include more countries in need of RWSS services, specifically the Fragile States and post conflict countries which require support in front-end actions including policy and institutional reform and massive capacity building efforts. This is being addressed by preparation of the Sierra Leone and Liberia RWSSI programs being prepared in 2011 through TF resources.
- ii) The Assessment also noted the need to further entrench decentralisation. The second RWSSI program in Uganda and the new RWSSI program in Tunisia will both significantly contribute to the process of devolving RWSS responsibilities and the financial flows for water and sanitation services to local authorities.
- iii) OWAS will be improving M&E frameworks in 2011 through Swiss funded Technical Assistance (TA) being provided to the Bank. The 2011 program activities of the TA are

linked also to the Bank's Office of the Chief Economist, and will include the holding of country-level workshops and strengthening of the M+E tools available and to be used by OWAS staff.

iv) Dissemination of water and sanitation knowledge will be further strengthened in 2011 through short term consultancies by preparation of information briefs on programs which have made noteworthy strides in achieving some of the Paris Declaration Principles.



v) The Bank's implementation capacity will be further strengthened through increased use of its Field Offices and the decentralization of more OWAS staff to field offices. This will contribute to strengthening the Bank's capacity for implementing RWSSI through use of appropriate operational procedures, guidelines and tools for management, monitoring and evaluation of RWSSI.

## 4 KEY RWSSI ACHIEVEMENTS

### 4.1 RWSSI Achievements in 2010

#### *Increased Access to Rural Water Supply and Sanitation Provided*

4.1.1 The access provided to potable water supply in the 22 RWSSI countries increased from 25.29 million people in December 2009 to 32.63 million people at the end of December 2010 while access to improved sanitation, increased from 17 million in December 2009 to about 20 million people at the end of December 2010. Figure 4 shows the evolution of access to water supply and basic sanitation in the 22 RWSSI beneficiary countries. Table 4.1 presents the details (per country) of the progress in access under the Initiative. The access figures given in this report cover not only those attributable AfDB and RWSSI-TF financing but to the project/programmes co-financed by AfDB's and other donors.

4.1.2 As shown in Table 4.1 by the end of 2010 out of the twenty eight (28) programmes/projects fifteen (15) (Mali, Rwanda, Ghana, Benin, Senegal, Uganda, Ethiopia, Madagascar, Chad, Morocco, Tanzania, Zambia, Niger and Burkina Faso, and Kenya) have started to provide access to water supply and improved sanitation services and of these (3) (Rwanda, Ethiopia and Senegal) have exceeded target set for access five (5) (Ghana, Uganda, Chad, Morocco and Niger) have almost achieved the target set and continue to deliver more. In addition six (6) programmes/projects (Mali, Benin, Madagascar, Tanzania, Zambia and Mauritania) are progressing well in achieving

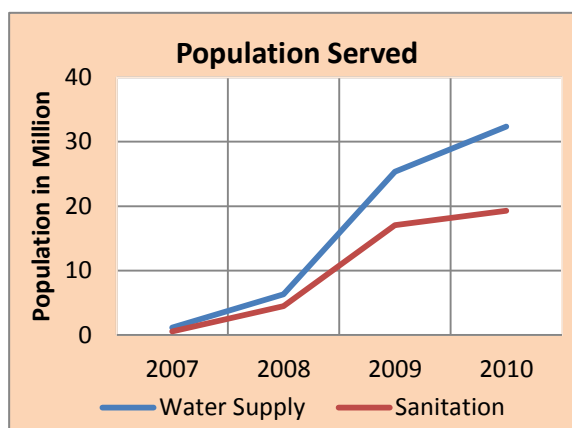


Figure 4: Rural Population Reached with WSS

the targets set.

4.1.3 Some programmes/projects have not yet started to extended access to water and sanitation services because they are either at procurement stage (Nigeria, Mali II, Malawi, Tanzania-Zanzibar, Senegal II, Comoros and Rwanda II) or recently approved (Kenya II, Cameron, Tanzania II and Mozambique). For Malawi and Mozambique, figures include population gaining access after 2003 from non- RWSSI projects financed by AfDB.


4.1.4 The official access figures reported for Ethiopia are 44.72 million for water supply and 39.43 million for sanitation have been reduced by 60% to accommodate the lower service standards adopted by the country. They are however higher than the appraisal estimates of 8.12 million for water supply and 8.4 million for sanitation as additional financing of UA 232 million was provided by donor's government and communities after the appraisal of the programme. Despite these modifications, it is widely acknowledged that Ethiopia has made remarkable achievements in increasing access to rural water supply and sanitation and accounts to more than 50% of the provision of access figures indicated above.

#### ***Internal Assessment of RWSSI Prepared***

4.1.5 An internal assessment of the RWSSI (2003-2009) that draws upon lessons learned to improve the approach to implementation of the initiative was prepared with financial support obtained from the Multi Donor Water Partnership Programme (MDWPP). The report is a self-assessment and presents the achievements, key lessons learnt, the challenges encountered, additional resources required and charts the way forward for achieving the objectives of enhanced RWSSI implementation. In addition, to serving as a valuable knowledge product for the Bank, it will also serve as an input to the organization of the 2nd RWSSI conference to mobilize international support and resources to accelerate the attainment of the MDGs in rural areas.

#### ***Monitoring and Evaluation***

4.1.6 A Roadmap for the Strengthening of the Monitoring & Evaluation (M&E) Function of OWAS is under development with the financial assistance obtained from the Swiss government. Currently, OWAS has developed a set of core sector indicators (CSI) as part of a Bank-wide process to enhance M&E and this process will also involve a refinement of the core sector indicators.



**Table 4.1: Population Served with Water and Sanitation as at 31st December 2010<sup>π</sup>**

Ref No.	Country /Date of Approval	Population									
		Water Supply					Sanitation				
		Target in Million	2007	2008	2009	2010	Target in Million	2007	2008	2009	2010
1	Mali (17-Dec-03)	0.27	100,000	136,000	150,000	197,200	0.27				24,600
2	Rwanda (17-Dec-03) <sup>#</sup>	0.27	293,300	475,000	3,137,600	3,137,000	0.01		14,600	16,200	16,200
3	Ghana (8-Sep-04)	0.25	6,000	180,000	433,800	433,800	0.38	4,000	20,000	110,000	110,000
4	Benin (10-Nov-04)	0.20		5,600	10,000	171,500	0.25		15,000	38,000	46,400
5	Senegal (21-Sep-05) <sup>#</sup>	0.18	55,000	100,000	1,172,500	1,479,000	0.17	42,500	42,500	250,700	255,500
6	Uganda (19-Dec-05) <sup>#</sup>	3.90	699,500	1,995,400	3,319,000	3,319,000	4.40	541,300	1,596,300	1,916,600	1,916,600
7	Ethiopia (21-Dec-05) <sup>*#</sup>	8.12		2,681,800	10,755,100	17,888,000	8.40		2,652,800	12,956,300	15,767,600
8	Madagascar (21-Dec-05) <sup>§</sup>	1.41			16,200	314,412	0.90			0	21,500
9	Chad (12-Jul-06)	1.50			972,000	1,442,000	0.15				0
10	Morocco (21-Jul-06)	0.40		120,000	430,000	430,000	0.70		140,000	430,000	500,000
11	Tanzania (13-Sep-06) <sup>#§</sup>	6.50		650,800	2,015,000	2,015,000	2.10			646,500	646,500
12	Zambia (31-Oct-06) <sup>#§</sup>	0.67		244,500	246,000	316,750	1.20		315,304	324,991	334,907
13	Mauritania (15-Nov-06)	0.04				0	0.09				0
14	Niger (21-Feb-07)	0.15			27,000	130,000	0.09				13,000
15	Burkina Faso (24-Jul-07)	0.53				0	0.28				15,000
16	Nigeria (10-Oct-07)	2.63				0	2.95				0
17	Kenya (21-Nov-07) <sup>**</sup>	0.60			7,700	71,000	0.60			13,400	13,400
18	Mali II (11-Jun-08)	0.45				0	0.13				0
19	Malawi (2-Jul-08) <sup>§#</sup>	1.21			896,800	896,800	2.67			408,100	408,100
20	Tanzania[Zanzibar] (11-Nov-08)	0.55				0	0.55				0
21	Senegal II (18-Feb-09)	0.16				0	0.15				0
22	Kenya II (03-Nov-09)	0.58				0	0.20				0
23	Comoros (17-Dec-09)	0.18				0	0.20				0
24	Rwanda II (01-Jun-09)	0.64				0	0.15				0
25	CAR (10-Nov-09)	0.04				0	0.04				0
26	Cameroon (12-May-10)	0.67				0	0.75				0
27	Tanzania RWSSI II (15 Sep-10)	4.60									
28	Mozambique <sup>§</sup>	3.80			403,000	403,000	0.80			10,300	10,300
<b>Grand Total in Million</b>		<b>40.50</b>	<b>1.15</b>	<b>6.34</b>	<b>23.99</b>	<b>32.63</b>	<b>28.58</b>	<b>0.59</b>	<b>4.80</b>	<b>17.12</b>	<b>20.09</b>

\* The population served reported by Ethiopia has been reduced by 60% to accommodate the lower service standards adopted by the country.

<sup>§</sup> Includes Population gaining access after 2003 from none RWSSI projects financed by AfDB

<sup>#</sup> Includes population reached from the rural water supply programmes funded by other partners

<sup>\*\*</sup> Includes access figures from the rural component of the Rift Valley Water Supply and Sanitation Project

<sup>π</sup> In countries where the programmatic approach is used the population figures reported includes populations benefiting from other donors interventions as well. This includes countries like, Ethiopia, Uganda, Rwanda, Senegal, Mali, Malawi, Nigeria. Conversely, countries without a programmatic approach likely under-report the population served.

## **5 OTHER RELATED ACTIVITIES**

### **5.1 Multi Donor Water Partnership Programme (MDWPP)**

5.1.1 The preparation of an *Internal Assessment of the RWSSI (2003-2009)* which was supported by the MDWPP was finalized and is being edited for printing and distribution. In addition MDWPP is also supporting two studies; a *Study on Community Management of Rural Water and Sanitation Systems* as well as development of *Management Models for Small Rural Water Supply*. Both studies will be completed in 2011 and will provide guidance to future RWSSI operations in terms of improving sustainability to basic services and related socio-economic development. MDWPP also supported the production of films on RWSSI in 6 countries and the films were shown at the 3<sup>rd</sup> African Water Week in Addis Ababa in November 2010.

### **5.2 African Water Facility (AWF)**

5.2.1 AWF continues to support RWSSI through RWSSI program preparation or developing best practices and demonstration projects on innovative technologies or approaches which can be applied in RWSSI programs. One project was recently approved namely WSS and Low Income Community Development in Malawi. In addition, there are seven other AWF projects that were recently approved (between January-December 2010) which impact on rural water supply and sanitation, such as: (i) Gestion intégrée et concertée des ressources en eau des systèmes aquifères d'Iullemden, de Taoudeni/ Tanezraïft et du fleuve Niger (multinational); (ii) Support to Water sector reforms in Gambia; (iii) the MDGs Monitoring and Evaluation for Water in North Africa Project (multinational); (iv) Strengthening water sector monitoring and evaluation in Malawi; v) Mali- Support to IWRM, vi) AUC-Programme for Infrastructure Development (PIDA) - Transboundary Water Resource Infrastructure Development Study and vii- Malawi / Tanzania - Detailed design of Songwe River Basin Development Programme (SRBDP).

### **5.3 Fragile States**

5.3.1 OWAS is collaborating with the Fragile States unit in a study to develop Guidelines and Tools for Improving Delivery of WSS Systems in Fragile States. The Bank has assumed increasing responsibility for engagement in Fragile States. The Strategy for Enhanced Engagement in Fragile States approved in 2008 focuses on two thematic pillars: i) reconstruction of basic infrastructure, and ii) good economic and financial governance. Water and sanitation are covered under both pillars. There are three ongoing RWSSI operations in the following Fragile States: Central African Republic, the Comoros and Chad.

### **5.4 Bank Human Resources Capacity**

5.4.1 The Department now has a total of 37 staff, including 15 engineers, 7 financial analysts, 1 socio-economist, 2 gender specialists, 2 young professionals, 8 support staff and consultants. In addition AWF has also 11 staffs with various professional mixes. Furthermore, there are 13 locally recruited water engineers or infrastructure experts located in Field Offices in Madagascar, Chad, DRC, Ethiopia, Kenya, Malawi, Morocco, Mozambique,

Senegal, Tanzania, Uganda, Egypt and Zambia as well as long-term consultants in the offices in Nigeria and Rwanda supporting RWSSI activities. As part of strengthening the Bank's human resources capacity in the field, the Department will transfer seven (7) international professional staff based in Headquarters to some of the Field Offices. OWAS staff at headquarters and at field office (water experts) were joined by other water related departments at the Bank in a 2-day retreat in the fourth quarter of 2010, whose outputs have already seen a strengthening of decentralization by sending more staff to the field.

## **6 ISSUES AND RECOMMENDATIONS**

### **6.1 Issues and Suggested Actions**

6.1.1 RWSSI faces increased competition for resources due to the contemporary financial, energy and food crises. In addition, though the WSS funding by the Bank has increased by tenfold the last 7 years, the rural water supply and sanitation financing has decreased since peaking in 2006, and hit a low in 2009 and then increasing slightly again in 2010. This calls for continued effort in raising the profile of rural water supply and sanitation within the Bank, in RMCs, among donors and regional actors to put RWSS back to the 2006 situation.

6.1.2 In 2010 no additional commitment to the RWSSI-TF has been secured from current or new donors. OWAS needs to develop and implement a resource mobilization strategy in 2011 to address this issue. Part of this strategy should be to ensure the successful organization of the second RWSSI conference in 2011. The conference would present a unique opportunity to raise the RWSSI profile, and mobilize the much needed additional resources.

6.1.3 With the exception of Ethiopia, Rwanda, Morocco, Senegal, and Tanzania, sanitation access recorded so far under the Initiative continues to be low. Lessons learnt from these countries should be replicated in other countries to increase the focus on sanitation.

6.1.4 The Monitoring and Evaluation (M&E) systems in place seems to be inefficient and tend to report more on public sector activities and less on privately owned facilities. Furthermore, measuring hygiene behavior change continues to be a challenge as it is not as easy to estimate as the number of people who are served by water source. OWAS needs to strengthen the development of the M&E systems in the RWSSI Projects in 2011.

6.1.5 Project implementation is progressing well in many countries but there are challenges in some others which require attention. Current disbursement levels stand at UA 247.84 million or 33% of total financing, however there over 12 programmes/projects with disbursement levels below 10%. OWAS needs to increase collaboration with field offices, delegate more supervision to FOs and decentralize Headquarters' experts to FOs, as this will accelerate implementation, especially for the fulfillment of loan and grant conditions.

## **6.2 Recommendations**

6.2.1 The RWSSI Trust Fund Committee is hereby invited to:

- i) Approve the indicative RWSSI TF financing programme for 2011 as detailed in the report;
- ii) Authorize the Bank to amend the indicative RWSSI TF financing figures and beneficiary countries with a view to adapting to any unforeseen changes, arising out of the changes in the Bank Financing programme.
- iii) With most donors having fully honored their pledges, the outstanding contributions (from Canada and Netherlands) at the end of 2010 will stand at €27.90 million. It is also recommended that the Committee call upon donors to effect outstanding commitments and to pledge additional resources to the RWSSI Trust Fund, as otherwise the 2011 Workplan cannot be fully implemented.

6.2.2 The members of the Committee will be kept regularly informed on the use of the resources of the RWSSI Trust Fund.

**Annex 1: Information on Infrastructure and Capacity Development from 2003-2009 under RWSSI**

**Table 1: Data on Type and Number of Water Infrastructure Constructed and Rehabilitated under RWSSI**

Ref no.	Country Program	Water Infrastructure Implementation														Estimates of Persons Served by Country
		No. of Contracts	New Water Points Constructed						Water Points Rehabilitated						Cattle Trough	
			Total Water Points	Hand Dug Wells	Boreholes	Springs	RWH	Piped Systems	Total Water Points	Hand Dug Wells	Boreholes	Springs	RWH	Piped Systems		
1	Mali	11		7	23	3			333	21	312					175,250
2	Rwanda	2	1,005				1,000	5	0							265,000
3	Ghana			9	1,406		3	2	0							711,850
4	Benin	12	34					34	0							102,000
5	Senegal		73		32			41	85		39			46		296,500
6	Uganda		4,910	2,927	104	1,658	71	150	0							1,662,450
7	Ethiopia		20,923	4,429	2,813	2,360	8,184	3,137	2,759	391	2,193	175				15,389,550
8	Madagascar	2	1,467		1,235			232	0							1,313,500
9	Chad		3,240	35	3,205				0							1,611,250
10	Morocco	100	900			900			0							225,000
11	Tanzania		238				119	119	704		617	87				711,050
12	Zambia		4,977	624	4,192	130	31		519	380	119	6	14		26	2,449,500
13	Mauritania		120	120					0							30,000
14	Burkina Faso		0						0							0
15	Niger		121		121				0							60,500
16	Nigeria		0						0							0
17	Kenya	35	3		3				3			1	2		4	2,150
18	Mali		0						0							0
19	Malawi	7	2,152	74	2,007	17	53	1	74		74					1,076,850
20	Senegal	19	82		35			47	104		21			83	47	418,000
21	Rwanda		0						0							0
22	Kenya		0						0							0
23	Comoros		0						0							0
24	CAR		0						0							0
25	Tanzania-Zanzibar															

**Table 2: Data on Type and Number Selected Activities 2003-2009 under RWSSI**

Ref. no.	Country Program	Institutional Development					Sanitation Infrastructure Implementation					M&E		
		No. WASHCs Established	No. WASHCs Trained	Artisans Trained	No. Staff Trained	No. District Trained	Washing Slabs	School Latrines	Health Post latrines	Household Toilets	Total Latrines	Annual Audits	GIS System	Stakeholder Review
1	Mali	180	202	131						0				
2	Rwanda	1,005	1,005	200	6	12	1,000	10		1,400	1,410	1	12	1
3	Ghana	818	818	225	12	5		65		3,570	3,635			
4	Benin			52	411			220			220			2
5	Senegal	365		151	169				386	13,622	14,008			
6	Uganda	3,400	3,400	960	960			50	40	200	290			
7	Ethiopia	12,427	12,427			79					0	1	45	2
8	Madagascar	744	744	36	88	157		21	27	4,183	4,231	3		
9	Chad	318									0	2		
10	Morocco	900	900	900	300	30					0	1		1
11	Tanzania	4,275		1,211			3,001	778			778	2		3
12	Zambia	6,619	3,803	1,595	119	54	360	2,015	416	38,614	41,045		10	
13	Mauritania										0			
14	Burkina Faso										0			
15	Niger			110							0			
16	Nigeria										0			
17	Kenya	19	16		64	16		4	13		17	1		
18	Mali										0			
19	Malawi	3,177	3,177	17	54	13	635	523	333		856	1		2
20	Senegal	150	150	150	125		11,000	200	200	11,000	11,400			
21	Rwanda										0			
22	Kenya										0			
23	Comoros										0			
24	CAR													
25	Tanzania-Zanzibar													
	<b>Total</b>	34,397	26,642	5,738	2,308	366	15,996	3,886	1,415	72,589	77,890	12	67	11

Annex 2 - Summary of Country Programs / Projects & Studies in the 2011 RWSSI TF Workplan

<b>A) RWSSI Program Implementation</b>		
<p><b>Country :</b> Mauritania  <b>Operation Name:</b> Integrated Rural Water Supply and Sanitation Program  <b>Executing Agency:</b> Ministère de l'Hydraulique et de l'Assainissement  <b>Planned Approved:</b> Dec/2011.  <b>Planned duration:</b> 4 years  <b>Mode:</b> new program</p>	<p><b>Objective:</b>  Ensuring safe drinking water for multiple use (domestic, livestock and small village irrigation) and health services and basic sanitation to improve living conditions and food security of populations in poorest rural areas</p>	<p><b>Expected Results:</b>  The program will target the poorest regions (southern area, the Senegal River Valley, South Central and Northeast). It will comprise the following components: (i) development of RWSS systems (groundwater and surface water), (ii) implementation of accompanying measures for different uses (domestic, livestock and small-scale irrigation) (iii) developing a national strategy for water supply for multiple use and basic sanitation in rural areas, and (iii) capacity building of water sector actors.</p>
<p><b>Country:</b> Tunisia  <b>Operation Name:</b> Rural Water Supply  <b>Executing Agency:</b> Ministère de l'Agriculture, de l'Environnement et des Ressources Hydrauliques  <b>Planned Approval date:</b> Nov/2011  <b>Planned duration:</b> 4 years.  <b>Mode:</b> new project</p>	<p><b>Objective</b>  The project will contribute to the sector goal increasing the supply rate from 95% to 98% by 2014.  The project's specific objectives are: i) improving the level of access to drinking water in poor areas and, ii) strengthening the capacities of the Commissariat Régional de Développement Agricole and the Direction Générale du Génie Rural et de l'Exploitation des Eaux through sustainability of agricultural development groups in charge of the management of water points.</p>	<p><b>Expected Results:</b>  The project covers all 24 governorates of the country and will supply drinking water to 310,000 people in rural areas and strengthen the capacities of relevant departments</p>
<p><b>Country :</b> The Gambia  <b>Operation Name:</b> Rural Water Supply and Sanitation Project  <b>Executing Agency:</b> Ministry of Forestry, Water Resources and National Assembly Matters  <b>Planned Approval date:</b> Nov/2011.  <b>Planned duration:</b> 4 years.  <b>Mode:</b> new project</p>	<p><b>Objective:</b>  To increase access to safe and sustainable water supply and sanitation to the national coverage target of 75% for rural water supply and 45% for rural sanitation by the year 2015; and thereby contributing to improvement of the health of the rural population and reduction of poverty.</p>	<p><b>Expected results:</b>  The Project will cover 8 districts. It will: i) upgrade water systems by replacing diesel powered pumps with solar powered pumps; ii) strengthen institutions and contribute to supporting RWS reforms at Ministry of Water Resource, including human capacity training; iii) contribute to development of sanitation strategy in Ministry of Health and Social Services, and sanitation implementation capacity in Department of Community Development; iv) contribute to capacity building and strengthening at districts and national levels; v) support development of operations and maintenance policy and implementation manuals</p>

<p><b>Country:</b> Niger</p> <p><b>Operation Name:</b> Rural Water Supply and Sanitation Project in Dosso and Tillabéri Regions</p> <p><b>Executing Agency:</b> Ministère de l'Eau, de l'Environnement et de la Lutte contre la Désertification</p> <p><b>Planned Approval date:</b> July/2011.</p> <p><b>Planned duration:</b> 4 years.</p> <p><b>Mode:</b> existing project</p>	<p><b>Objective:</b></p> <p>The project will contribute to the sector goal: (i) to achieving the Millennium Development Goals in the water and sanitation sector by contributing to the improvement of the access rate to rural drinking water and sanitation.</p> <p>The specific objective of the project is to improve in a sustainable way the supply of drinking water as well as sanitation, hygiene and health conditions of people in two regions of Dosso and Tillabéri.</p>	<p><b>Expected Results:</b></p> <p>The project will cover the regions of Dosso and Tillabéri and will include these components:</p> <p>Component A: Development of basic infrastructure for access to safe water and sanitation;</p> <p>Component B: Institutional Support</p> <p>Component C: Project Management.</p>
<p><b>Country:</b> Uganda</p> <p><b>Operation Name:</b> Water Supply and Sanitation Program</p> <p><b>Executing Agency:</b> Ministry of Water and Environment</p> <p><b>Planned Approved:</b> Sept/2011.</p> <p><b>Planned duration:</b> 4 years.</p> <p><b>Mode:</b> new program</p>	<p><b>Objective:</b></p> <p>Sector Goal: To manage and develop the water resources of Uganda in an integrated and sustainable manner, so as to secure and provide water of adequate quantity and quality for all social and economic needs for the present and future generations with the full participation of all stakeholders.</p> <p>Programme Goal: (i) to achieve sustainable safe water supply and sanitation facilities, based on management responsibility and ownership by the users, to 100% of both the rural and urban population in Uganda, and (ii) Quality of life of communities improved due to hygienic use of safe water</p>	<p><b>Expected Results:</b> The program will cover rural areas in all 121 districts of Uganda, increasing coverage to an additional 2.4 m people. Some of the program's expected outputs include: i) construction of rural and urban water supply and sanitation infrastructure, ii) National Sanitation and Hygiene campaigns and, iii) capacity building.</p>
<p><b>B) RWSSI Program Development &amp; Studies</b></p>		
<p><b>Country:</b> Djibouti</p> <p><b>Activity:</b> Preparation of Rural Water Supply and Sanitation Program</p> <p><b>Execution :</b> Task Manager</p> <p><b>Start of Activity:</b> Q3 – 2011</p>	<p>Country program for rural water supply and sanitation to be done in close collaboration with other partners</p>	

<p><b>Country:</b> Sierra Leone</p> <p><b>Activity:</b> Preparation of Rural Water Supply and Sanitation Program</p> <p><b>Execution:</b> Task Manager with Gov't and Partners</p> <p><b>Start of Activity:</b> Q3 - 2011</p>	<p>Support to preparation of country led rural water supply and sanitation program: operationalize the water governance support being provided by DFID/WSP; preparation of RWSSI Investment Plan; Preparation of program for AfDB financing 2012 - 2015</p>
<p><b>Country:</b> Liberia</p> <p><b>Activity:</b> Preparation of Rural Water Supply and Sanitation Program</p> <p><b>Execution:</b> Task Manager with Gov't and Partners</p> <p><b>Start of Activity:</b> Q3 – 2011</p>	<p>Support to participatory development of rural water supply and sanitation program which contributes to operationalizing the water policy. Components include: strengthening of sector institutions; development of rural water investment plan; project/program preparation for financing for 2012 - 2015</p>
<p><b>Country:</b> Sao Tome</p> <p><b>Activity:</b> Preparation of Rural Water Supply and Sanitation Program</p> <p><b>Execution:</b> Task Manager with Gov't and Partners</p> <p><b>Start of Activity:</b> Q3 – 2011</p>	<p>Preparation of country program for rural water supply and sanitation</p>
<p><b>Activity:</b> Prepare RWSSI Films</p> <p><b>Executing Agency:</b> OIVP Communications</p> <p><b>Start of Activity:</b> Q2 - 2011</p>	<p>Preparation of 10 – 12 films of short duration in countries with RWSSI programs/projects. Films will uncover the aspects of the program components financed by the Bank within the context of the entire program.</p>
<p><b>Activity:</b> RWSSI External Evaluation &amp; Strategy / Business Plan Development</p> <p><b>Execution:</b> RWSSI Task Manager</p> <p><b>Planned Completion:</b> Q4 - 2011</p>	<p>Preparation of an external evaluation of the program to review it from inception. The objective of the study is to assess, among others, the relevance of the RWSSI program, the extent of country ownership, program efficacy, implementability and sustainability. The second stage of the study will be the preparation of a strategy / business plan.</p>
<p><b>Activity:</b> Procure Short Term Consultants</p> <p><b>Execution:</b> RWSSI Task Manager</p> <p><b>Planned Completion:</b> Q4 – 2011</p>	<p>Two to three short term consultants will be procured to support revision to Terms of Reference for Mentoring of Rural Water Operators, identifying examples of best practice in governance, such as use of performance contracts between the ministry and decentralized agencies, strengthening rural institutions, preparing knowledge briefs in promotion of yardstick competition among districts / regions / communities in rural areas, etc.</p>
<p><b>Activity:</b> Preparatory Events for 2<sup>nd</sup> International Rural Water Supply and Sanitation Conference</p> <p><b>Execution:</b> RWSSI Task Manager</p> <p><b>Planned Completion:</b> Q4 - 2011</p>	<p>The department strategy of activity to the second RWSSI conference included holding of side event meetings at important conferences and sessions occurring up to the first quarter 2012. These events will culminate in the conference itself.</p>