

**BANQUE AFRICAINE DE DEVELOPPEMENT
FONDS AFRICAIN DE DEVELOPPEMENT**



ANNUAL PROCUREMENT REPORT 2004

Procurement Unit – PPRU
August 2005

TABLE OF CONTENTS

SUMMARY AND CONCLUSIONS	1
1. INTRODUCTION	3
2. METHODOLOGY	4
3. STATISTICS ON THE 2004 PROCUREMENT PERFORMANCE	5
3.1. Contract Size	5
3.2. Contract Distribution Between Regional and Non-regional Firms	11
3.3. Trend of Bank Disbursements from 1994 to 2004	13
4. CHARACTERISTICS OF THE PROCUREMENT PROCESS	14
4.1. Introduction	14
4.2. Procurement Methods	14
4.3. Bid Participation	17
4.4. Nationality of Contract Winners	23
5. OTHER PROCUREMENT ASPECTS	29
5.1. Contract Financing	29
5.2. Procurement Document Processing Time-frame	30
5.3. Complaints	32
5.4. Procurement Review Committee (PRC)	32
5.5. Contract Amendments	33
ANNEXES	37
ANNEX 1 Substantiation of Sampling	37
ANNEX 2 Contract Winners' Nationality (726 Contracts Approved in 2004)	38
ANNEX 3 Goods Contracts Winners' Nationality	40
ANNEX 4 Works Contracts Winners' Nationality	42
ANNEX 5 Services Contracts Winners' Nationality	43
ANNEX 6 International Competitive Bidding (ICB) Winners' Nationality (Contract Amounts Higher than or Equal to UA 50,000)	45
ANNEX 7 Winners of the 726 Contracts Approved in 2004 Nominative List	46
ANNEX 8 List of Amendments Signed in 2004	70

SUMMARY AND CONCLUSIONS

1. This document is the tenth PPRU report of the Bank's monitoring of procurements by regional borrower member countries for Bank Group-funded projects. The information it contains comes primarily from contracts integrated into the Bank's SAP-PMS (Project Management System). Chapters 1 and 2 of the Report deal with analysis context and methodology while chapter 3 is devoted to a review of the 726 contracts approved by the Bank Group in 2004. Chapter 4 is based on a sample of 505 contracts with an individual value higher than UA 50,000, the cumulative value of which amounts to 99% of the total annual value of contracts approved in 2004. It should be noted that, since 1997, contracts having a total individual value in excess of UA 50,000 accounted for not less than 98% of the annual total contract value. This chapter focuses on the procurement process, procurement methods actually used and bidder participation levels. Chapter 5 considers contract financing, i.e. the time required by the procurement process, claims and contract amendments.
2. In comparing the fundamental principles of the Bank's procurement of goods, works and consultancy services on the one hand with the procurement activity procedure in the borrowing countries and their monitoring by the Operations department on the other hand, this report elicits the following main comments:
 - i) **Economy and Efficiency**: a number of successful measures were taken for economy and efficiency. In particular, these aimed at intensifying the distribution of the standard bidding documents, in both printed and electronic versions available on the Bank's website, the application of Presidential Instruction PI no. 02/98 on Procedures for the Review of Procurement Documents, the participation of contract specialists in start-up missions for new projects, their supervision and mid-term review, in addition to the regular organization of procurement workshops in regional member countries and for Bank staff. Inclusion of the four newly-recruited contract specialists to the Operations Departments (in particular for the social, agricultural and rural sector departments), should also contribute to building the Bank's capacity to supervise and process procurement.
 - ii) **Equal Access to Contracts for All Eligible Bidders**: firms of 64 countries (as against 57 in 2003) were awarded 726 contracts financed by the Bank Group. Moreover, firms of 59 member countries (40 regional and 19 non-regional) took part in the procurement process which led to the award of 505 contracts above UA 50,000 in 2004. The Bank intensified the organization of Business opportunity seminars for firms of member countries with a view to disseminating information on consultancy services and the supply of goods and works in the context of contracts financed by the Bank in regional member countries.
 - iii) **Participation of Regional Consultants, Contractors and Suppliers**: Consultants, Contractors and Suppliers registered in regional member countries won 77.1% of the overall total of contracts (if account is taken only of the number) and 54.4% of the total value of contracts approved in 2004. The corresponding figures for 2003 were respectively 76.9% and 57.5%. In

general terms, the firms of regional member countries won in more contracts than those of non-regional member countries, often on their own territory (particularly in the case of supplies and works, following local competitive bidding or local shopping). Statistics show that regional firms won mainly contracts for small or average amounts, whereas the more substantial contracts went to non-regional firms. On the other hand, several international firms have set up offices in the local African environment, and their operations are considered as regional operations.

(iv) **Transparency:** in 2004, the Procurement Review Committee (PCR) received no admissible complaints from bidders over a decision taken within the context of projects financed by the Bank Group. This means that the great majority of complaints lodged by bidders concerned either a decision taken by the project executing agency that the Bank judged acceptable or decisions related to patently unjustified claims for which the borrowers offered explanations which satisfied both the bidders and the Bank. It should be recalled that between 2002 and 2004, the Committee received no admissible complaint. It can therefore be concluded that the principle of transparency was generally duly applied in the procurement of goods, works and services for Bank Group financed contracts.

3. Concerning the time-frame for processing procurement documents, the review focused on a larger sample in 2004 (164 cases) than in 2003 (111 cases), and there is an increase in the average time taken for processing goods and works procurement documents, up from 13.8 months in 2003 to 17.6 months in 2004. Nevertheless, the average time-frame for processing procurement documents for consultancy services dropped from 21.1 months in 2003 to 17.5 months in 2004. The average time-frame for processing procurement documents is similar for goods, works and consultancy services in 2004. On the other hand, the figures show that from 2002 to 2004 the average time required for processing the documents tended to rise, from an average of 13.4 months in 2002 to 16.5 months in 2003 and finally to 17.5 months in 2004. In application of the steps taken by the Bank, the number of workshops for training in project implementation doubled during the period 2003-2004 while the training of Bank staff also increased during the same period. These measures also cover assistance to the countries in question for procurement capacity building, including joint World Bank and ADB preparation of CPARs or Country Procurement Assessment Reports as well as the harmonisation of procurement documents at the level of multilateral development aid institutions. The overriding goal remains the proposal to decentralise and delegate authority to regional offices so as to bring the decision-making process closer to borrowers. Finally, in collaboration with the International Harmonisation Programme, in 2004 the Bank started to revise its rules and procedures for the procurement of goods, work and consultancy services so as to facilitate the flow of the procurement process, harmonise the rules and procedures with those of similar multilateral development institutions while taking into account the vital needs of Regional Member Countries. This exercise is scheduled for completion in 2005.

1. INTRODUCTION

- 1.1 The purpose of this tenth Annual Report on the Procurement of Goods, Works and Services, compiled by the PPRU Unit, is to inform Management and Boards of Directors of the Bank's contract award operations, by means of a statistical study for the year 2004.
- 1.2 The report comprises the following key sections: analysis of procurement methods used by Bank borrowers, geographic distribution of the bidders and the contract winners. The study also focuses on the breakdown of the contracts awarded by size and procurement method used, the procurement dossier processing timeframe, complaints and amendments to contracts approved in 2004.
- 1.3 SAP-PMS¹ (Projects Management System), generated data based on information from the Operations Departments as contracts were being approved.
- 1.4 This database showed that 726² contracts were approved in 2004, 505 of which were for amounts of more than UA 50,000. These account for 99% of the total value of the contracts or 70% of their number. While the number of contracts approved by the Bank had dropped slightly (726 in 2004 against 784 in 2003), their cumulative value actually increased by 15%, rising from UA 362 million in 2003 to 417 million in 2004.
- 1.5 In many respects, this report provides analyses of the major trends underlying the award of goods, works and consultancy services by comparing the key variables for 2002, 2003 and 2004, such as total contract amount and breakdown in the total contract volume by amount, market share trend between the regional and non-regional countries and the frequency of use of the various procurement methods.

¹ SAP is the integrated data-processing system used by the Bank since 2001

² The statistics which served for drawing up this report were extracted from the SAP-PMS system on 15 April 2005. It is worth mentioning that at that time some contracts already approved and signed in 2004 had still not been incorporated into the system.

2. METHODOLOGY

2.1 The study covers contracts approved in 2004 within the context of Bank-funded projects. Yet, the overall sample does not take into account amendments to procurement contracts (dealt with separately in paragraph 5.5) or contracts awarded on non-project loan resources (lines of credit, structural and sectoral adjustment programmes).

2.2 As in previous reports, the approach used consisted in preparing:

- Statistics based on all 726 contracts approved in 2004 or procurement data which provide general information on the unit amounts, contract winners' nationalities and contract source of finance.

- Statistics for contract award process management (procurement methods, bids, and document processing time-frames), prepared from contracts worth more than UA 50,000, for which detailed data concerning the procedure for their award has been obtained.

2.3 An analysis of the data helped to determine the contract sample size above UA 50,000 or 505 contracts worth a total of UA 412 million. The value of that sample amounts to 99% of all contracts approved in 2004 and 70% of their number. From 2002 to 2004, contracts with an individual value of over UA 50,000 correspond to least 98% of the total value of the contracts for the year (Table 1)

Table 1
Comparative Sample Value, 2002-2004

Data collection	2002		2003		2004	
	Total	%	Total	%	Total	%
Total number of contracts approved						
In number	843	100%	784	100%	726	100%
In value (UA million)	359	100%	362	100%	417	100%
Contracts above UA 50 000						
In number	512	61%	540	69%	505	70%
In value (UA million)	351	98%	356	98%	412	99%

3. STATISTICS ON THE 2004 PROCUREMENT PERFORMANCE

3.1. Contract Size

3.1.1. The number of contracts (based on information from SAP), dropped further between 2003 (784 contracts) and 2004 (726 contracts); the total contract value rose from UA 362 to 417 million (a 15% increase). The average size of the contracts also rose by 24%, from UA 462 272 in 2003 to 574 160 in 2004. In addition, the maximum contract value recorded for 2004 was UA 37 56 million as against UA 17 16 million in 2003.

3.1.2. The average size of goods contracts rose slightly in 2004, reaching UA 270 159 as against UA 255 338 in 2003, or a 30% increase. The services contracts also registered a similar slight increase over 2003 (from 227 996 to 119 842). [Table 2]

Table 2
Average Size by Type of Contract

Average size (UA)	2002	2003	2004
Goods Contracts	259 036	255 338	270 159
Work Contracts	813 615	940 850	1 224 198
Consultancy Contracts	236 194	227 996	229 842
Total contracts	425 923	462 272	574 160

3.1.3. In comparison with the preceding years, the proportion of small size contracts (under UA 50,000) fell in 2004. In 2004, intermediate sizes (UA 50,000-100,000), (UA 100,000-250,000) and (250,000-500,000) the proportions recorded were very similar to those for 2003. For all three years, between 50 and 54.5% of the contracts are of a value lower than UA 100,000 (Table 3 and Graph 1). In 2004, two works contracts worth respectively UA 20-35 million and 35-50 million deserve attention. Lastly, the largest contract registered was a construction works contract worth UA 37.56 million, awarded to a South African firm in Swaziland.

Table 3
Number of Contracts Approved in 2004

Size (UA thousand)	2004				COMPARISONS BETWEEN 2002 AND 2004					
	GOODS	WORKS	CONSULTANTS	TOTAL 2004	%TOTAL 2002	%TOTAL 2003	%TOTAL 2004	% CUMUL 2002	% CUMUL 2003	% CUMUL 2004
0 - 15	46	7	20	73	13,17%	7,14%	10,06%	13,17%	7,14%	10,06%
15 - 25	20	2	28	50	8,30%	9,18%	6,89%	21,47%	16,33%	16,94%
25 - 50	46	12	40	98	17,79%	14,80%	13,50%	39,26%	31,12%	30,44%
50 - 100	65	40	39	144	15,18%	19,26%	19,83%	54,45%	50,38%	50,28%
100 - 250	59	49	31	139	20,05%	20,28%	19,15%	74,50%	70,66%	69,42%
250 - 500	17	41	14	72	9,85%	10,59%	9,92%	84,34%	81,25%	79,34%
500 - 750	11	20	14	45	5,46%	5,36%	6,20%	89,80%	86,61%	85,54%
750 - 1000	3	21	8	32	2,61%	3,06%	4,41%	92,41%	89,67%	89,94%
1000 - 5000	12	36	11	59	6,17%	8,93%	8,13%	98,58%	98,60%	98,07%
5000 - 10000	2	7		9	1,07%	0,89%	1,24%	99,64%	99,49%	99,31%
10000 - 15000		3		3	0,24%	0,26%	0,41%	99,88%	99,74%	99,72%
15000 - 20000				0		0,26%	0,00%	99,88%	100,00%	99,72%
20000 - 35000		1		1		0,00%	0,14%	99,88%	100,00%	99,86%
35000 - 50000		1		1		0,00%	0,14%	99,88%	100,00%	100,00%
> 50000				0	0,12%	0,00%	0,00%	100,00%	100,00%	100,00%
TOTAL	281	240	205	726	100%	100,00%	100,00%	100,00%	100,00%	100,00%

Graph 1

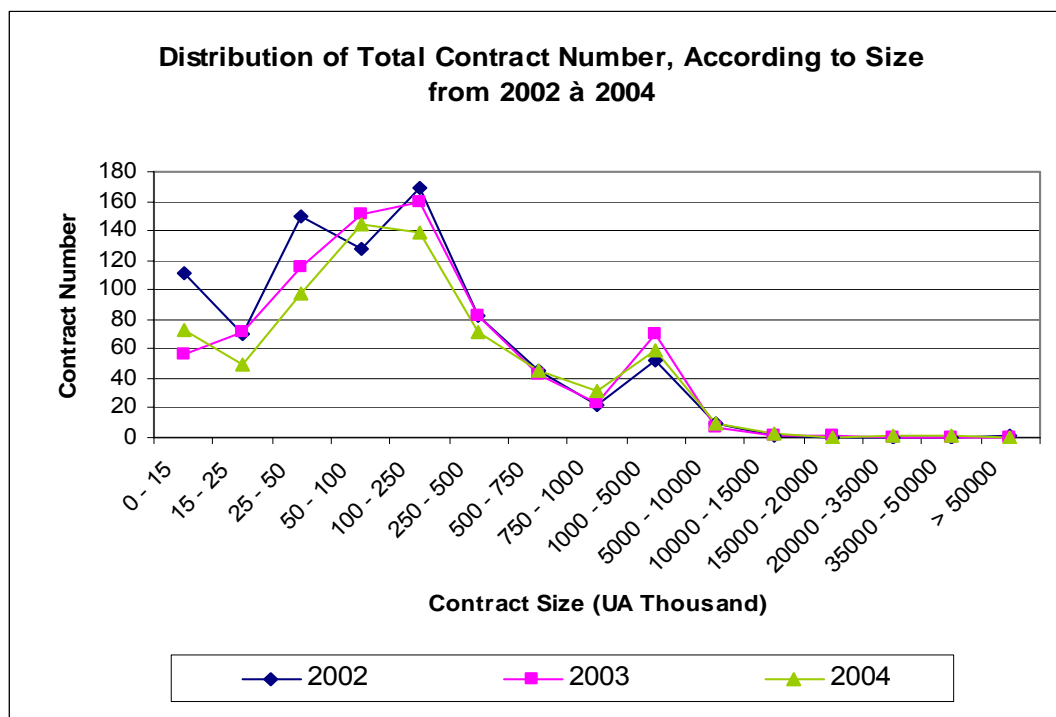
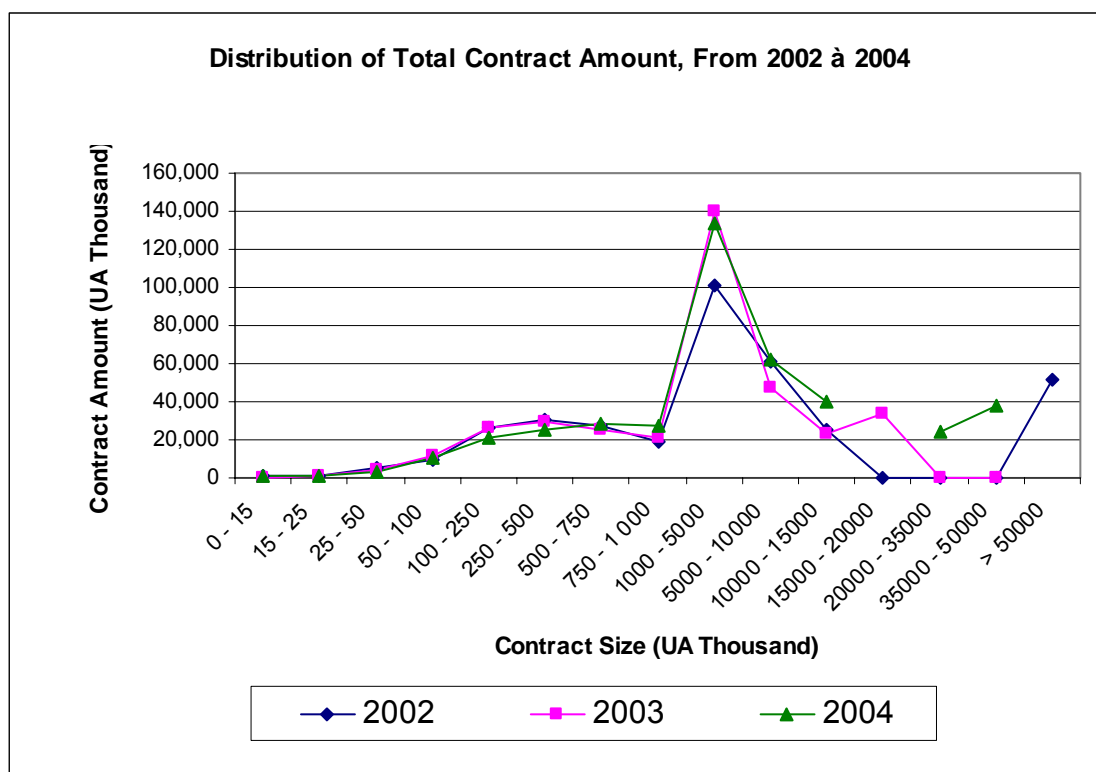


Table 4: Amount of Contracts Approved in 2004

2004					COMPARISONS BETWEEN 2002 AND 2004					
CONTRACT SIZES (in thousands UA)	GOODS	WORK	CONSULTANTS	TOTAL 2004	%TOTAL 2002	%TOTAL 2003	%TOTAL 2004	%CUMUL 2002	%CUMUL 2003	%CUMUL 2004
0 - 15	268 992	78 213	200 294	547 499	0,30%	0,14%	0,13%	0,30%	0,14%	0,13%
15 - 25	427 037	39 498	553 258	1 019 793	0,40%	0,39%	0,24%	0,70%	0,53%	0,38%
25 - 50	1 611 536	458 290	1 461 608	3 531 434	1,42%	1,13%	0,85%	2,12%	1,66%	1,22%
50 - 100	4 794 120	3 226 819	2 878 404	10 899 343	2,63%	3,07%	2,61%	4,74%	4,72%	3,84%
100 - 250	8 874 916	7 499 659	4 913 902	21 288 477	7,34%	7,13%	5,11%	12,08%	11,85%	8,95%
250 - 500	5 910 015	14 595 922	5 177 309	25 683 245	8,43%	8,02%	6,16%	20,51%	19,87%	15,11%
500 - 750	6 926 337	12 287 073	8 730 851	27 944 261	7,75%	6,89%	6,70%	28,26%	26,76%	21,81%
750 - 1 000	2 536 110	17 979 503	7 174 484	27 690 097	5,29%	5,77%	6,64%	33,54%	32,53%	28,45%
1000 - 5000	32 180 658	85 542 061	16 027 435	133 750 155	28,04%	38,72%	32,09%	61,59%	71,26%	60,54%
5000 - 10000	12 385 076	50 090 992		62 476 068	16,91%	13,00%	14,99%	78,50%	84,26%	75,53%
10000 - 15000		40 192 045		40 192 045	7,05%	6,40%	9,64%	85,55%	90,66%	85,17%
15000 - 20000						9,34%	0,00%	85,55%	100,00%	85,17%
20000 - 35000		24257371,7		24 257 372			5,82%	85,55%	100,00%	90,99%
35000 - 50000		37560112,7		37 560 113			9,01%	85,55%	100,00%	100,00%
> 50000					14,45%			100%	100,00%	100,00%
TOTAL	75 914 796	293 807 559	47 117 545	416 839 900	100%	100,00%	100,00%	100%	100,00%	100,00%

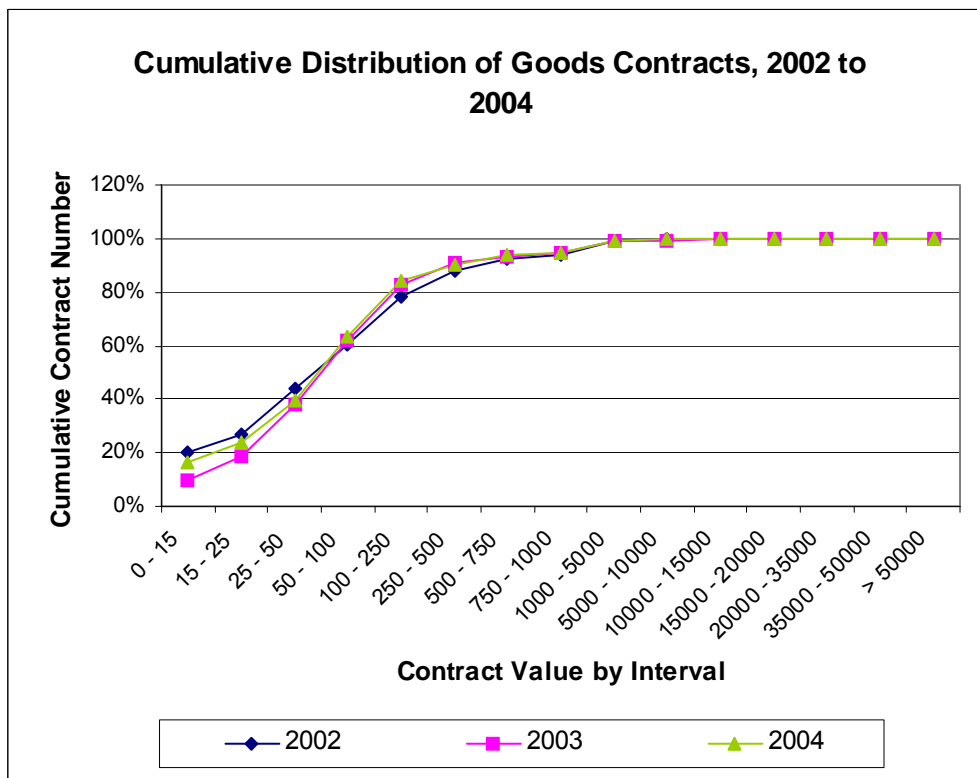
3.1.4. The contract value distribution for small size contracts (below UA 50,000) also fell over the last three years: 2.12% in 2002, 1.66% in 2003 and 1.22% in 2004. Generally speaking, for 2004 the cumulative values of contracts worth less than UA 15 million are lower than those for the previous years (Table 4 and Graph 2).

Graph 2



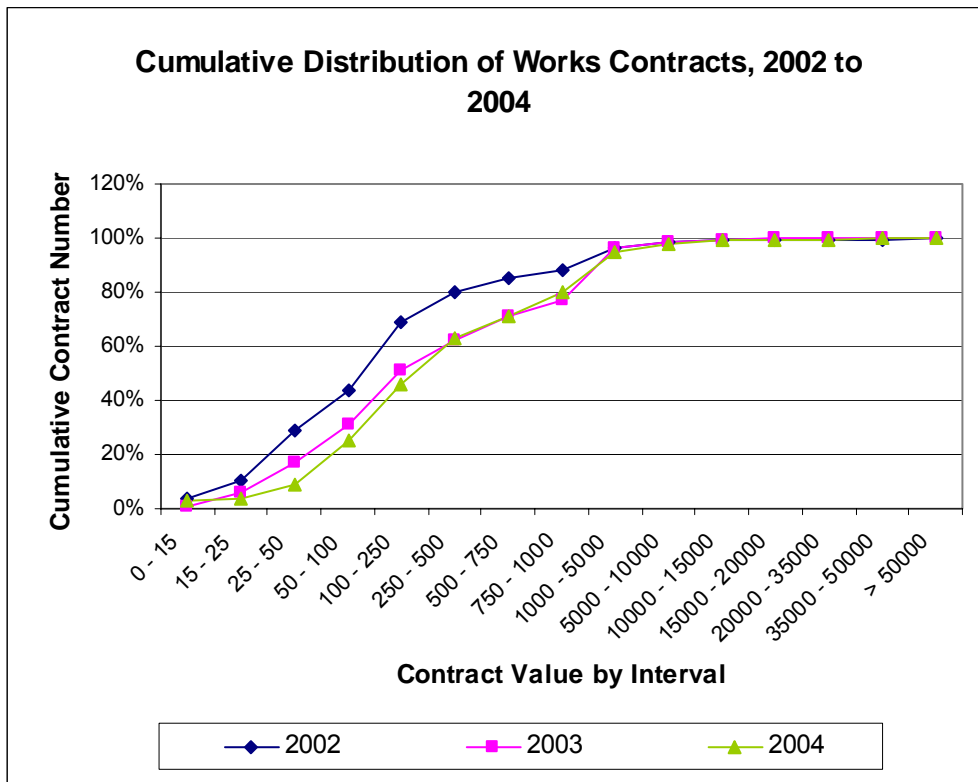
3.1.5. The largest portion of the total contract value for 2002-2004 is between UA 1-5 million, in the proportion of: 2004:32%; 2003: 38.7%; 2002: 28% (Table 4 and Graph 2).

Graph 3

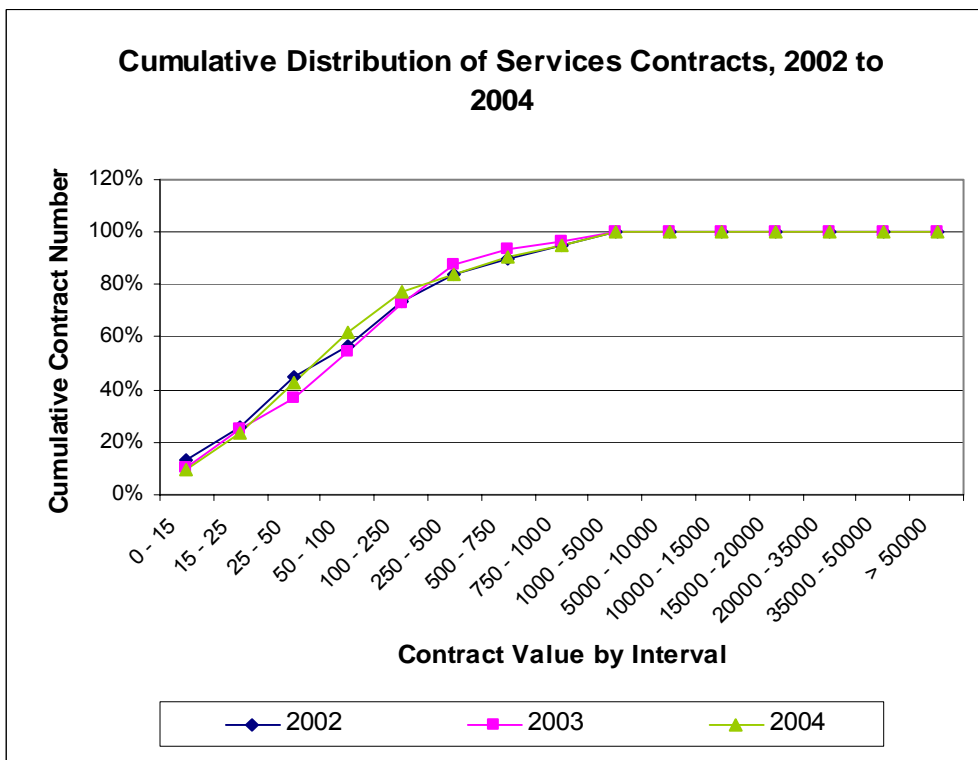


3.1.6. From 2002 to 2004, the cumulative distribution of the number of contracts for goods and services is almost identical (Graph 3). In the case of the works contracts, the most significant tranches for 2004 are the intermediate tranches with 17% for the UA 50,000-100,000 tranche, 20% for the UA 100,000-250,000 tranche and 17% for the UA 250,000-500,000 tranche (Graph 4). In the case of the services contracts, distribution in number in the UA 25,000-50,000 and UA 50,000-100,000 tranches, is slightly lower than those for 2003 and 2002 (Graph 5).

Graph 4

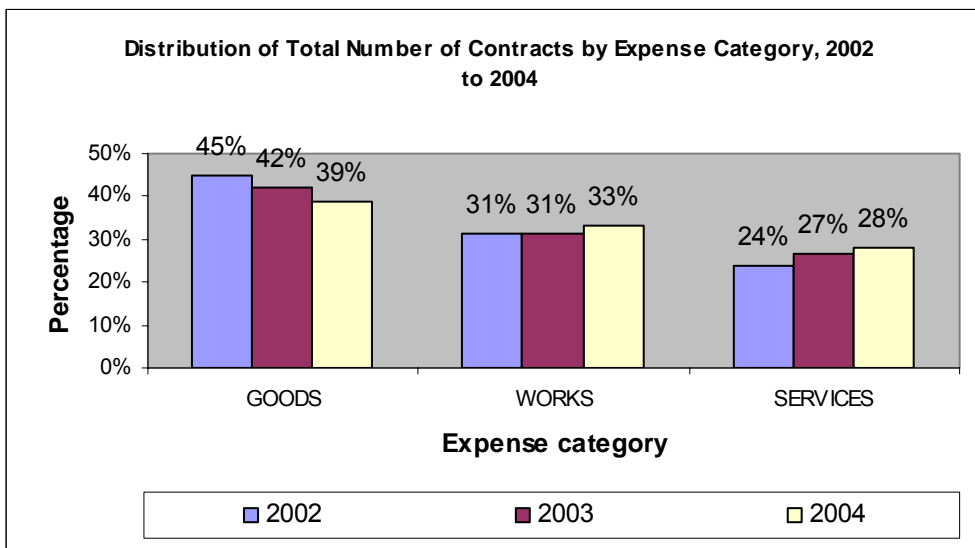


Graph 5



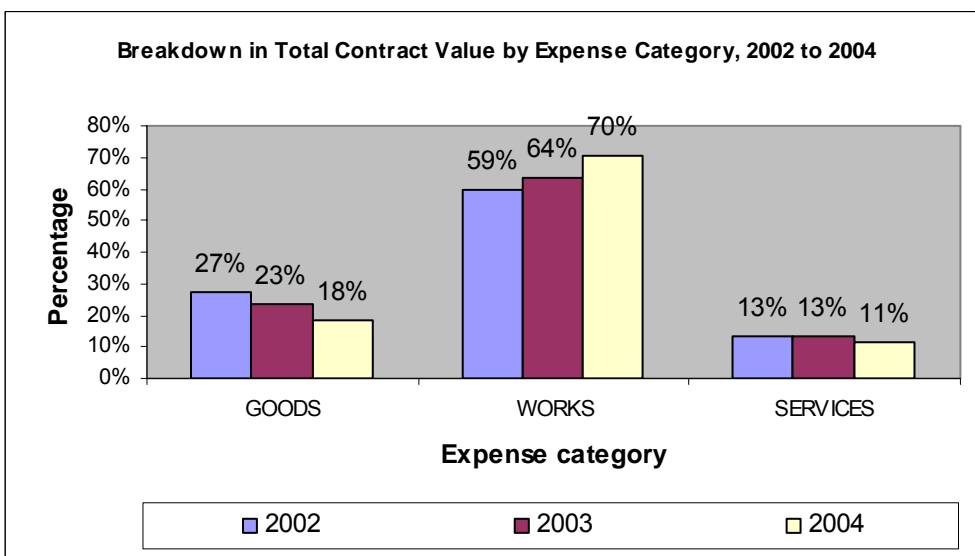
3.1.7. The contract number is still dominated by goods (45%, 42% and 39% in 2002, 2003 and 2004 respectively), followed by works (31%, 31% and 33%) and lastly by services (24%, 27% and 28%) [Graph 6].

Graph 6



3.1.8. An analysis of the breakdown of the total contract amount by procurement method shows that generally goods and works collectively account for 86 and 88% of the total contract value from 2002 to 2004. A review of the period suggests that the works contracts amounts predominated in 2002, 2003 and 2004, with respective percentages of 59%, 64% and 70%. As was to be expected, the consultancy contracts are the smallest in terms of value, accounting respectively for 13% in 2002, 13% in 2003 and 11% in 2004 (Graph 7).

Graph 7



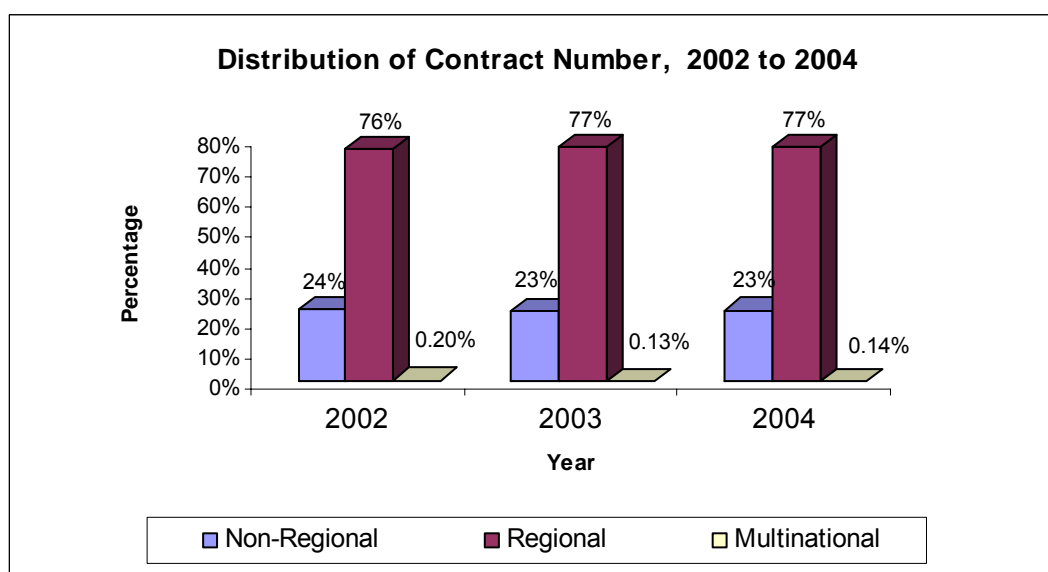
3.2. Contract Distribution Between Regional³ and Non-regional Firms

3.2.1. The distribution of contracts between regional and non-regional firms in 2004 was as follows: 22.73% of the number for non-regional firms as against 77.13% for regional firms, and 0.14% for multinationals⁴. From 2002 to 2004, the shares in number of contracts for regional firms increased steadily, up from 76.3% in 2002 to 76.91% in 2003, reaching 77.13% in 2004. Figures for non-regional firms remained stable at 23.5% in 2002, 22.96% in 2003 and 22.73% in 2004. The share of multinationals is still rather marginal (Table 5 and Graph 8).

Table 5
Contract Distribution by Origin of Firm

Firms	Total Contract Number		
	2002	2003	2004
Non-Regional	23.5%	22.96%	22.73%
Regional	76.3%	76.91%	77.13%
Multinationals	0.2%	0.13%	0.14%
Total	100%	100%	100%

Graph 8



3.2.2. In terms of value, non-regional firms account for 45.47% of the total contract amount against 54.42% for the regional firms and 0.11% for multinationals. There was a slight drop in the share of regional firms (from 57.51% in 2003 to 54.42% in 2004) and an equivalent rise in the share of non-regional firms (from 42.33% in 2003 to 45.47% in 2004). The multinational share is still very small accounting for 0.11% in 2004 (Table 6 and Graph 9).

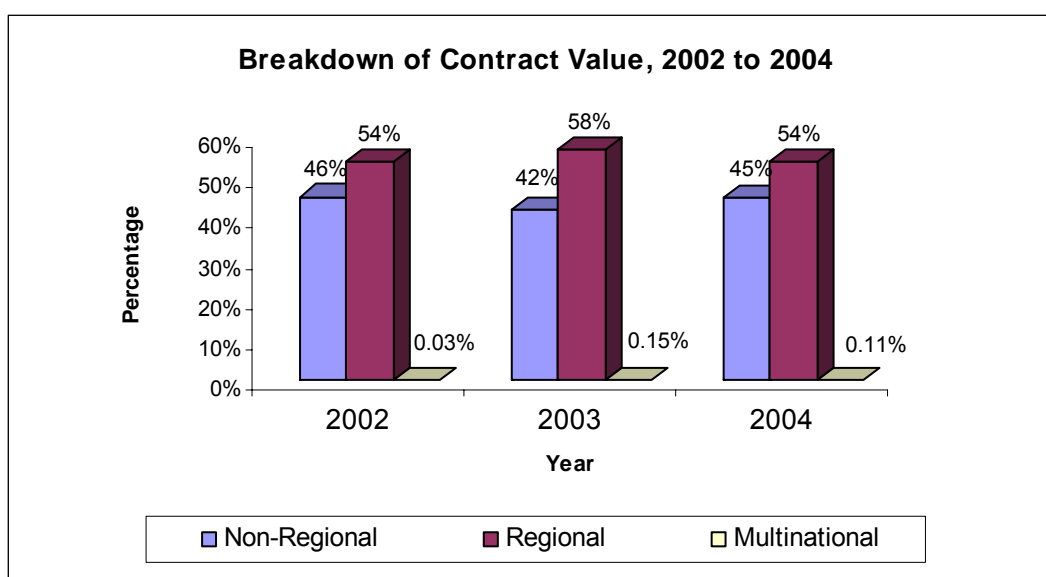
³ A significant number of non-regional companies held shares in regional ones.

⁴ The term "multinational" normally refers to UN agencies (IAPSO, UNICEF, etc.)

Table 6
Breakdown of Contract Amount by Origin of Firm

Firms	Total Amount (in million UA)			% of Total Amount		
	2002	2003	2004	2002	2003	2004
Non-Regional	163.93	153.42	189.52	45.66%	42.33%	45.47%
Regional	195.03	208.44	226.85	54.32%	57.51%	54.42%
Multinational	0.09	0.56	0.46	0.03%	0.15%	0.11%
Total	359.05	362.42	416.84	100.00%	100.00%	100.00%

Graph 9

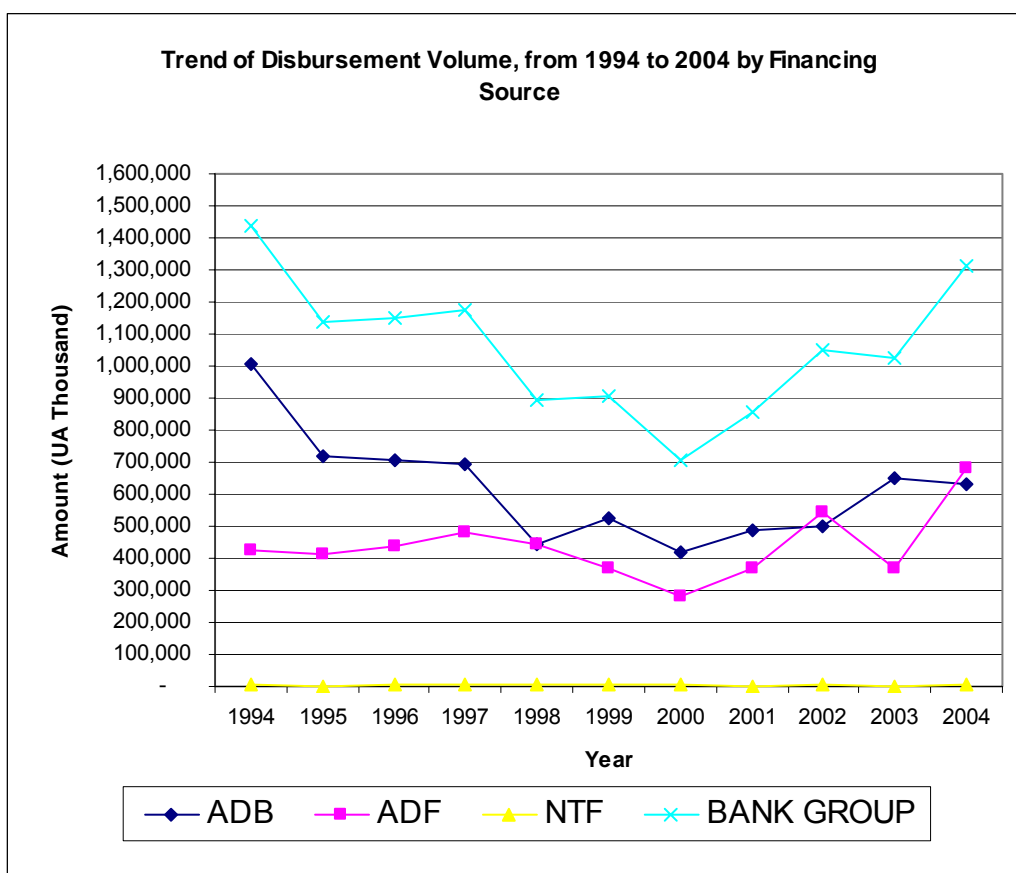


3.3. Trend of Bank Disbursements from 1994 to 2004

3.3.1. The total volume of Bank Group disbursements rose appreciably in 2004, from UA 1023 million to 1316 million.

3.3.2. This rise reflects the virtual doubling of the disbursement volume in the ADF window, which rose from UA 368 million in 2003 to 681 million in 2004, (or a rise of 87%). On the other hand, the volume of disbursements from the ADB window fell slightly, from UA 652 million to 630 million (or a reduction of 3%). Disbursements from the Nigeria Trust Fund (NTF) also doubled in volume, rising from UA 2.4 million to UA 4.8 million (Graph 10).

Graph 10



4. CHARACTERISTICS OF THE PROCUREMENT PROCESS

4.1. Introduction

4.1.1. In a concern to make the data processed relevant, only contracts above UA 50,000 were subject to statistical analysis in this chapter. The present sample contains 505 contracts amounting to UA 412 million, or 99% of the total value of contracts awarded in 2004. This contract sample is the subject of this chapter.

4.2. Procurement Methods

4.2.1. Regarding the number of contracts by procurement method, 181 were awarded through international competitive bidding (or 35.8%), 182 contracts through local competitive bidding (or 36%), and 94 through short lists (18.6%) [Table7].

Table 7
Number of Contracts by Procurement Method⁵ and by Size

Contract size in UA thousand	AOI ICB	AOIR LIC	AON NCB	CFI ISH	CFN NSH	Gré à Gré DNP	LR SHL	Total
50-75	17		28	4	2	4	17	72
75-100	12		36	2	2	6	14	72
100-150	21		32		3	8	10	74
150-200	16		16			2	9	43
200-500	31		36	2		6	19	94
500-1000	35		20	2		3	17	77
1000-2500	21		13			1	7	42
2500-5000	15		1				1	17
5000-10000	8			1				9
10000-35000	4							4
>=35000	1							1
TOTAL	181	0	182	11	7	30	94	505

4.2.2. In terms of contract amounts, International Competitive Bidding (ICB) was used to award an amount representing 65.8% of the total amount covered by the 2004 financial year; the rate for 2003 was 65.8%. National Competitive Bidding (NCB) accounted for 15% of the total contract value in 2004, compared with 17% in 2003. Lastly, short lists represented 9% of the total contract value in 2004 (as against 11.2% in 2003). These three main procurement methods totalled 95% of the overall contract value of the contracts reviewed in 2004 (as against 94% in 2003), while the remaining 5% covered other procurement methods including 2% of negotiated contracts (Table 8).

⁵ **Key of Procurement Methods**

AOI/ICB : Appel d'Offre International / International Competitive Bidding

AON/NCB : Appel d'Offre National / National Competitive Bidding

Gré à Gré /DNP : Gré à Gré/ Directly Negotiated Purchase

LR/SHL : Liste Restreinte /Shortlisting

CFN/NSH : Consultation de Fournisseurs à l'échelon National / National Shopping

CFI/ISH : Consultation de Fournisseurs à l'échelon International / International Shopping

AOIR/LIC : Appel d'Offres International Restreint / Limited International Competition

Table 8
Allocation of Contracts by Procurement Method

	AOI	AOIR	AON	CFI	CFN	Gré à Gré	LR	Total
	ICB	LIC	NCB	ISH	NSH	DNP	SHL	
Total contract value (in UA million)	295,66	-	62,87	9,47	0,64	7,82	35,27	411,74
Percentage of total value	72%	-	15%	2%	0%	2%	9%	100%
Average contract size in UA	1 633 484	-	345 450	861 192	91 815	260 785	375 205	815 329

4.2.3. In terms of number, international competitive bidding (ICB) represented 35.8% of the total number of contracts (35% in 2003) with 19.2% for goods contracts (19.8% in 2003), 14.5% for works contracts (14.6% in 2003) and 2% for services contracts (0.6% in 2003). National competitive bidding (NCB) represented 36% of the total number of contracts (31.1% in 2003) with 8.1% for goods (8.9% in 2003) and 27.7% for works (21.9% in 2003). Lastly, short lists represented 18.6% (18.3% in 2003), with 0.8% for goods (1.3% in 2003) and 17.6% for services (17% in 2003). Other procurement methods accounted for 9.5% of the total number of contracts (15.6% in 2003) (Table 9).

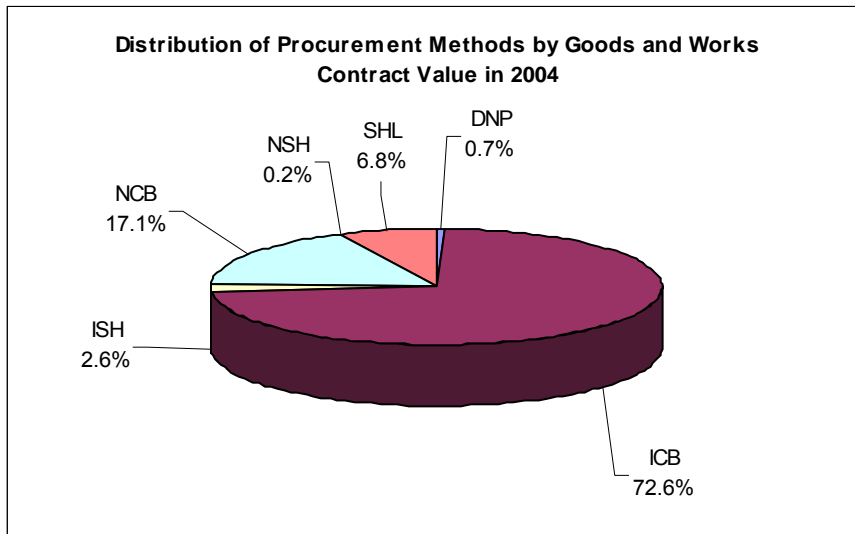
4.2.4. In value, international competitive bidding (ICB) represented 72% of the total volume of contracts (65.8% in 2003) with 15.5% for goods contracts (17.9% in 2003), 55.1% for works contracts (47.4% in 2003). National competitive bidding (NCB) represented 9% of the total contract amount (17% in 2003) with 1.1% for goods (2.5% in 2003) and 14% for works (14.4% in 2003). Lastly, short lists represented 9% (11.2% in 2003) with less than 1% for goods, 8.4% for services (10.7% in 2003). The other procurement methods accounted for 4.4% of the total contract value (6% in 2003) (Table 9).

Table 9
Distribution by Expenditure Category

Type of expenditure		AOI	AOIR	AON	CFI	CFN	Gré à gré	LR	Grand Total
		ICB	LIC	NCB	ISH	NSH	DNP	SHL	
Goods contracts	% of Number	19,2%	-	8,1%	1,8%	1,2%	2,4%	0,8%	33,5%
	% of Amount	15,5%	-	1,1%	0,6%	0,1%	0,5%	0,1%	17,9%
Works Contracts	% of Number	14,5%	-	27,7%	0,4%	0,2%	0,4%	0,2%	43,4%
	% of Amount	49,2%	-	14,2%	1,7%	0,0%	0,2%	5,9%	71,2%
Services Contracts	% of Number	2 %	-	0,2%	0,0%	0,0%	3,2%	17,6%	23,2%
	% of Amount	1,2%	-	0,0%	0,0%	0,0%	1,3%	8,4%	10,9%
Grand Total	% of Number	35,8%	-	36,0%	2,2%	1,4%	5,9%	18,6%	100,0%
	% of Amount	65,9%	-	15,3%	2,3%	0,2%	1,9%	9%	100,0%

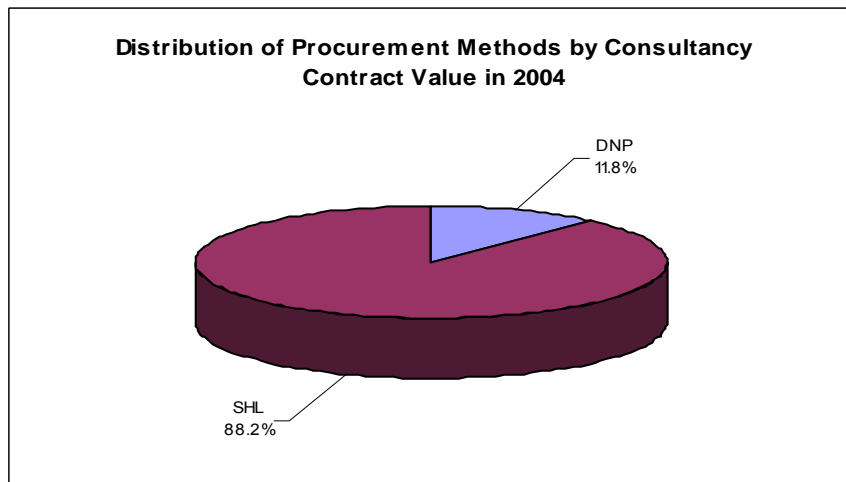
4.2.5. International competitive bidding (ICB) and national competitive bidding (NCB) were used mainly for the procurement of goods and works with a total of 89.7% in value (94% in 2003). (Graph 11). The short lists for the selection of international consultants and for national/regional consultants predominate for consultancy services with 88.2% in value (89% in 2003). (Graph 12).

Graph 11



- 1 AOI/ICB : Appel d'Offre International / International Competitive Bidding
- 2 AON/NCB : Appel d'Offre National / National Competitive Bidding
- 3 Gré à Gré /DNP : Gré à Gré/ Directly Negotiated Purchase
- 4 LR/SHL : Liste Restreinte /Shortlisting
- 5 CFN/NSH : Consultation de Fournisseurs à l'échelon National / National Shopping
- 6 CFI/ISH : Consultation de Fournisseurs à l'échelon International / International Shopping
- 7 AOIR/LIC : Appel d'Offres International Restreint / Limited International Competition

Graph 12⁶



⁶ According to Bank regulations recruitment consultants should be recruited on the basis of competition bases on short lists. Some project managers enter into the SAP, the ICB, LIC or NCB as procurement methods for consultancy services but in the final analysis short lists are always established. On the above graph, the (SHL) (short list) method was used in an overall manner.

4.3. Bid Participation ⁷

4.3.1. This section deals with the bid amounts⁸, their number and bid information received. In 2004, 1,118 bids were received for the 726 contracts approved, in other words, an average of 1.53 bids per contract. The 1,118 bids were from 706 separate bidders. 662 bidders had taken part in 540 contracts in 2003 (an average of 1.23 bids per contract).

4.3.2. Firms in regional member countries presented slightly more than three times as many bids as their non-regional counterparts, or 77.5% against 22.3% of the total number of bids (Table 10). In terms of value, and with reference to 2003, the share of regional firms fell from 70.0% to 64.8%, in favour of that of non-regional firms which rose from 29.9% to 35.1%. The share in the value of multinational bids is still very marginal.

Table 10
Bids in Value and Number by Category of Firm

Firms	% Number of Bids			% Bid Value		
	2002	2003	2004	2002	2003	2004
Non-Regional	31.3%	23.3%	22.3	47.9%	29.9%	35.1%
Regional	68.6%	76.6%	77.5	52.1%	70.0%	64.8%
Multinational	0.1%	0.1%	0.2	0.0%	0.1%	0.1%
Total	100%	100%	100%	100%	100%	100%

4.3.3. In terms of the nationalities of firms taking part in the competition (Graph 13), bidders from Tunisia take the lead with 20%, followed by China (9%) and Tanzania, South Africa and France with 7% each of the total bid value. In 2003, Tunisia led the way (39%) followed by France and South Africa with 5% each. In 2004 they are followed by Mozambique, Burkina Faso and Germany accounting for 6%, 5% and 4% respectively.

4.3.4. In terms of the number of bids, the following countries stand out: Tunisia (18.6%), France (5.9%) and Mozambique (5.2%).

4.3.5. Regarding bid value for participation in international competitive bidding (Graph 14), the following countries take the lead: Tunisia (22%), China 11%), South Africa (10%), la Tanzania (9%), France (8%), Burkina Faso (5%) and Germany (5%).

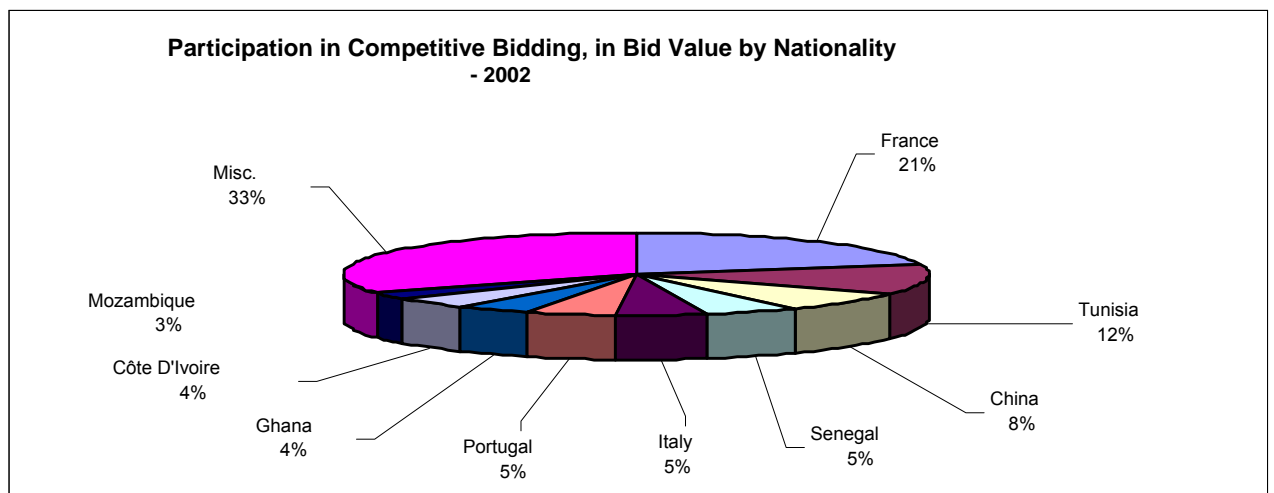
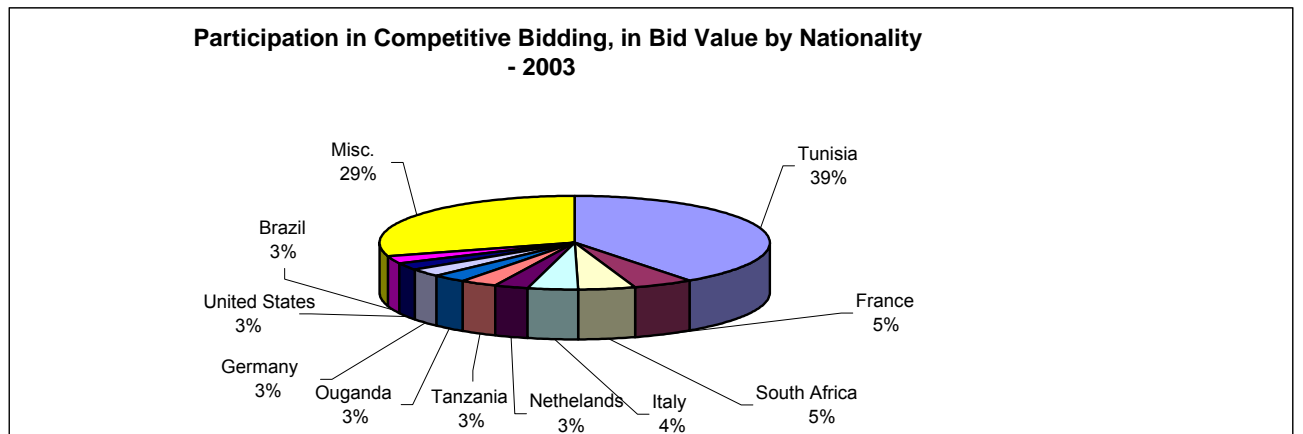
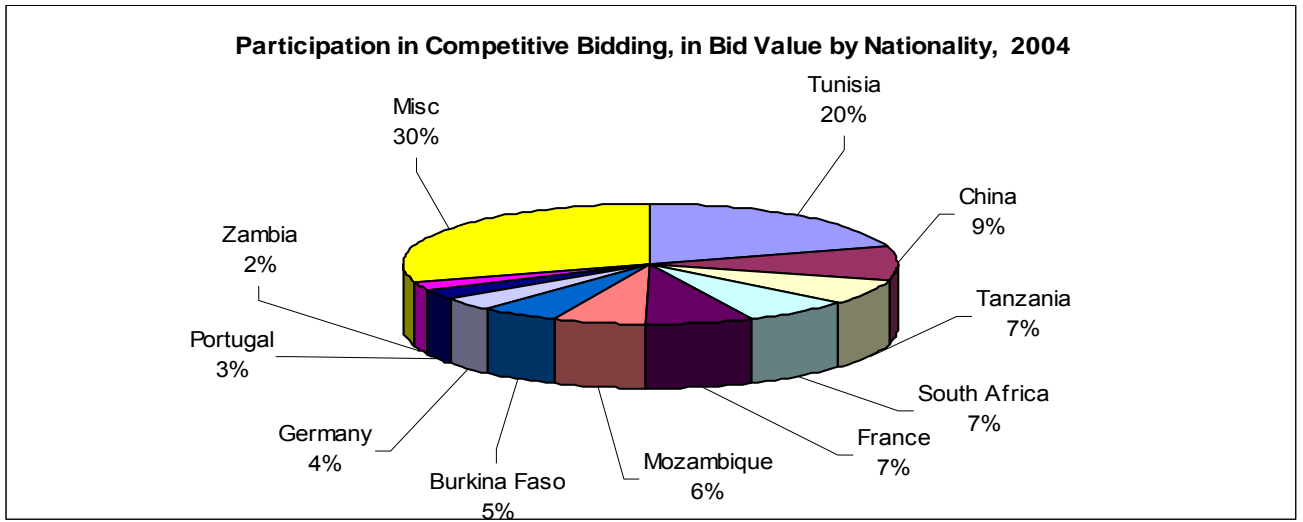
4.3.6. As for the bid value in national competitive bidding, Tunisian bidders took the lead (39%) followed by Ethiopia (8%), and Mozambique (8%) (v. Graph 15).

⁷ The information on which this analysis is based is incomplete because in a number of cases only the awardees are listed in the project management system, not all bidders in the competition.

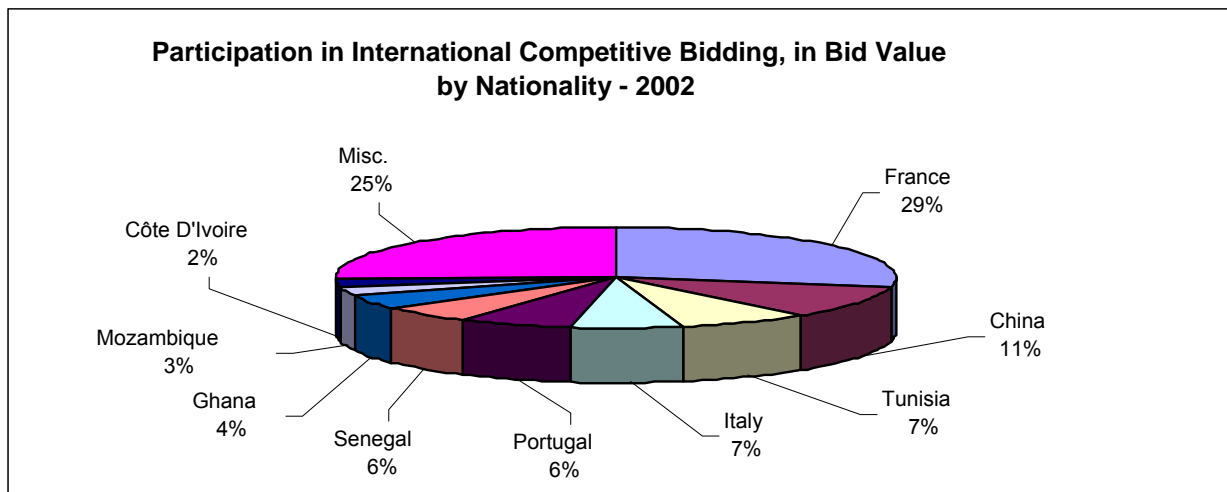
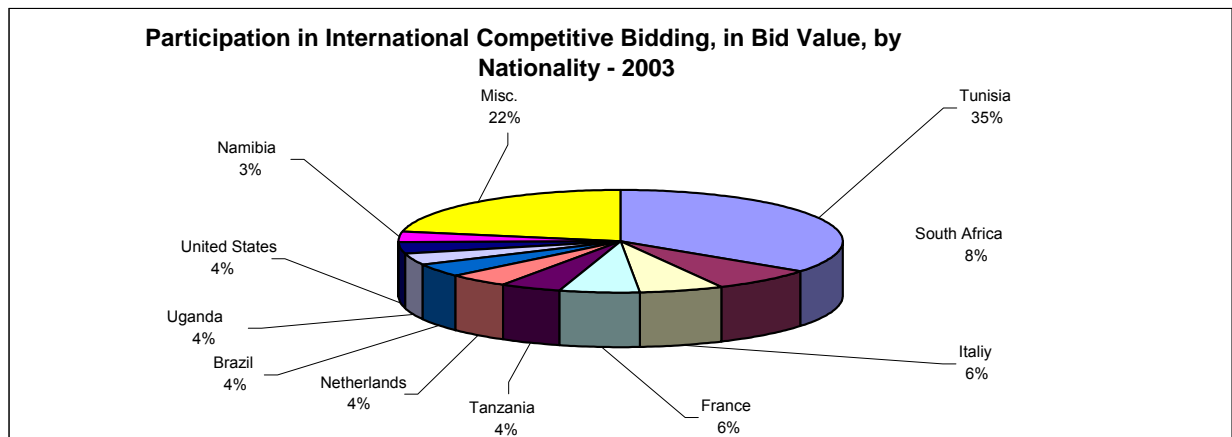
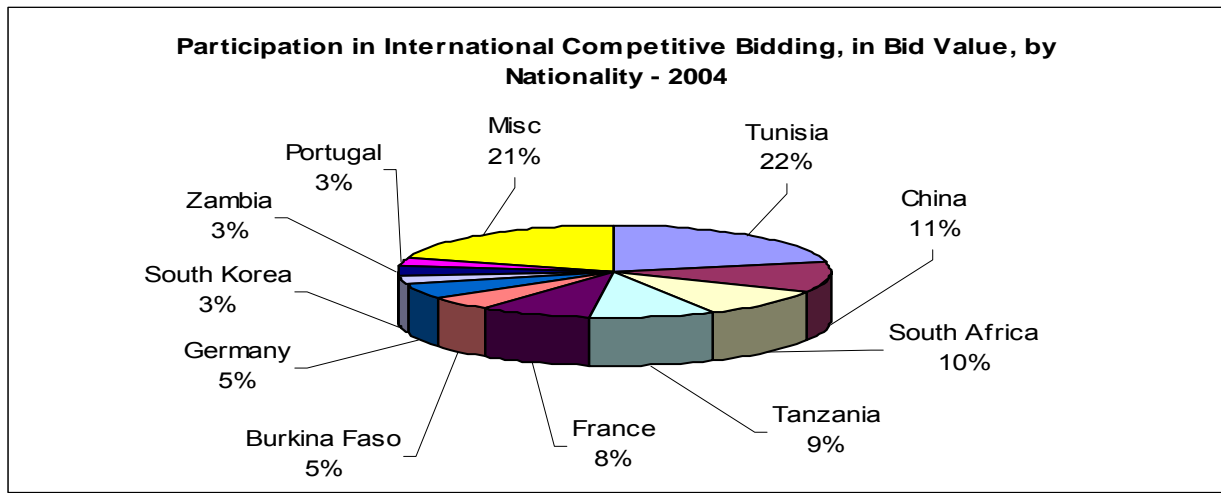
⁸ The total bid amount represents the total number of contracts in competition for which the bidders registered in a given country took part in the bidding. This variable is used to calculate the bid value of a country.

4.3.7. For contracts awarded through international short lists in bid value, bidders from Mozambique took the lead with 40%, followed by the Canadians (12%), French (6%), Niger (5%) and the Nigerians (5%) (Graph 16).

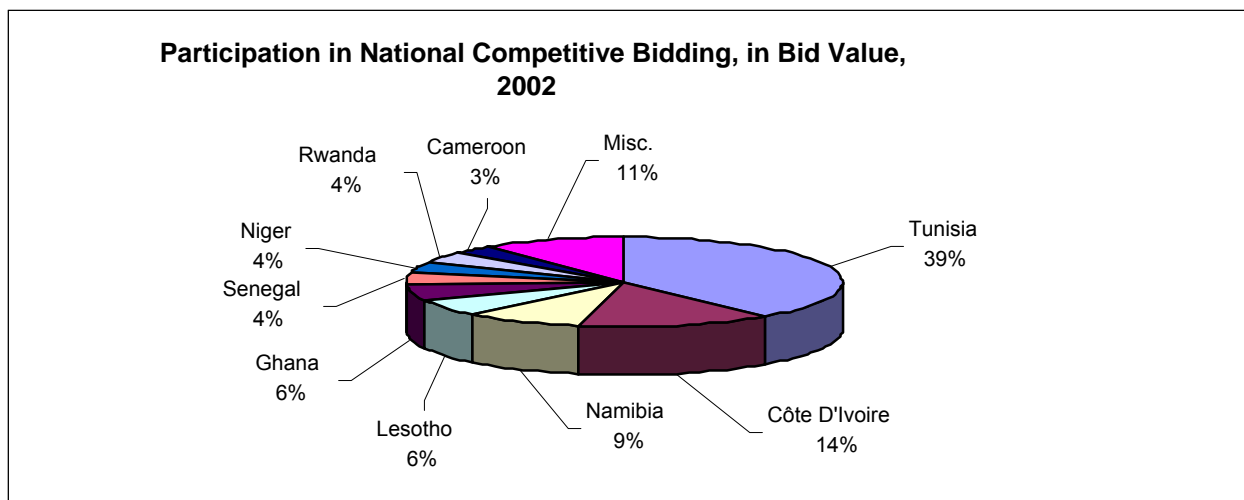
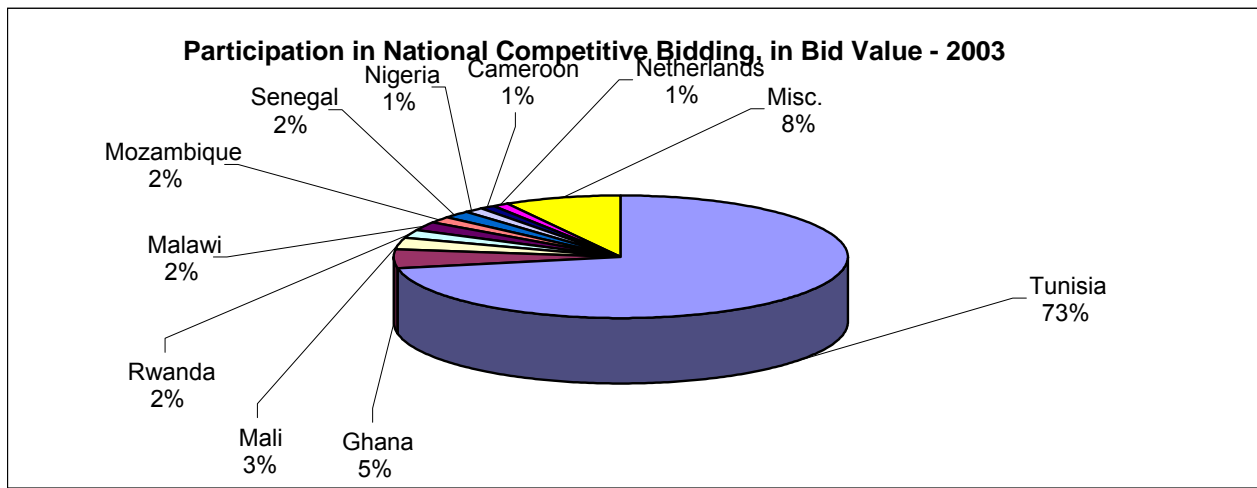
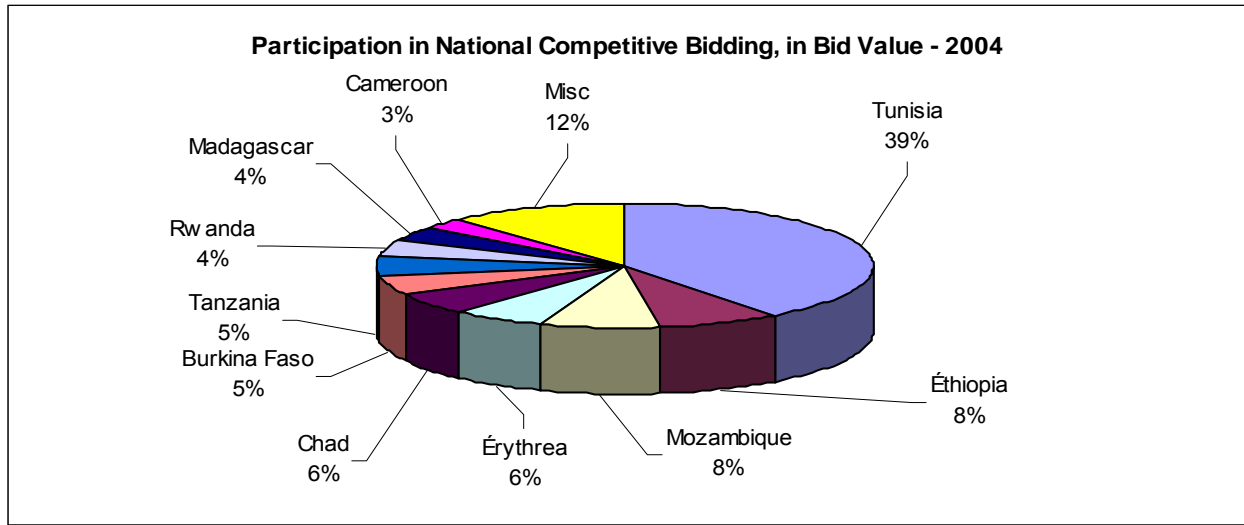
Graph 13



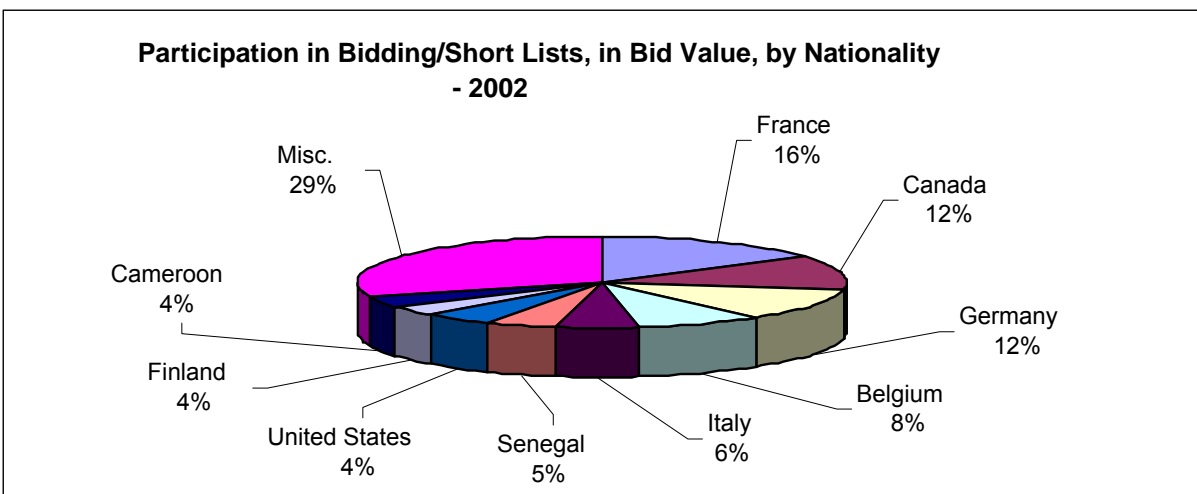
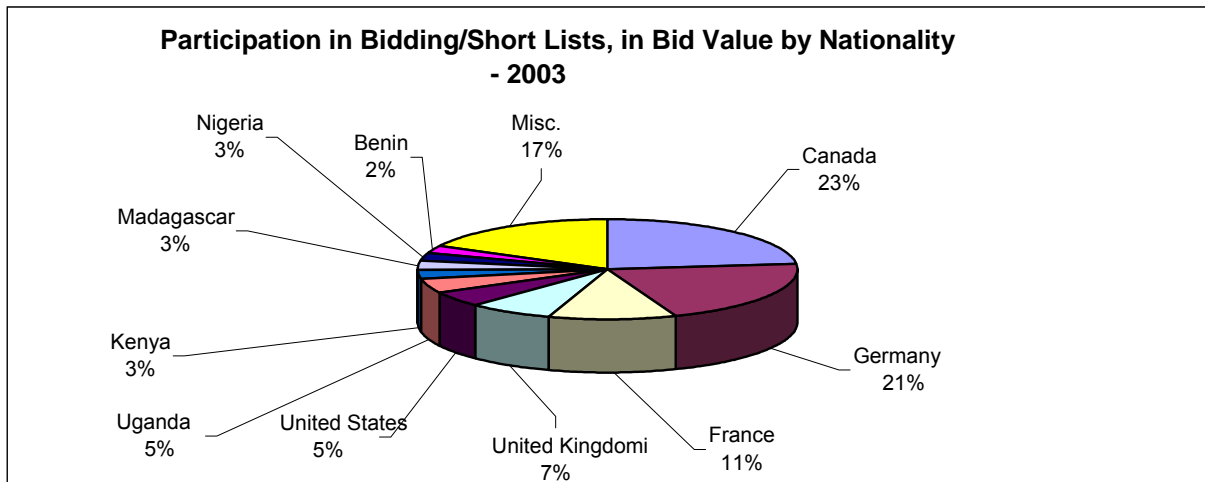
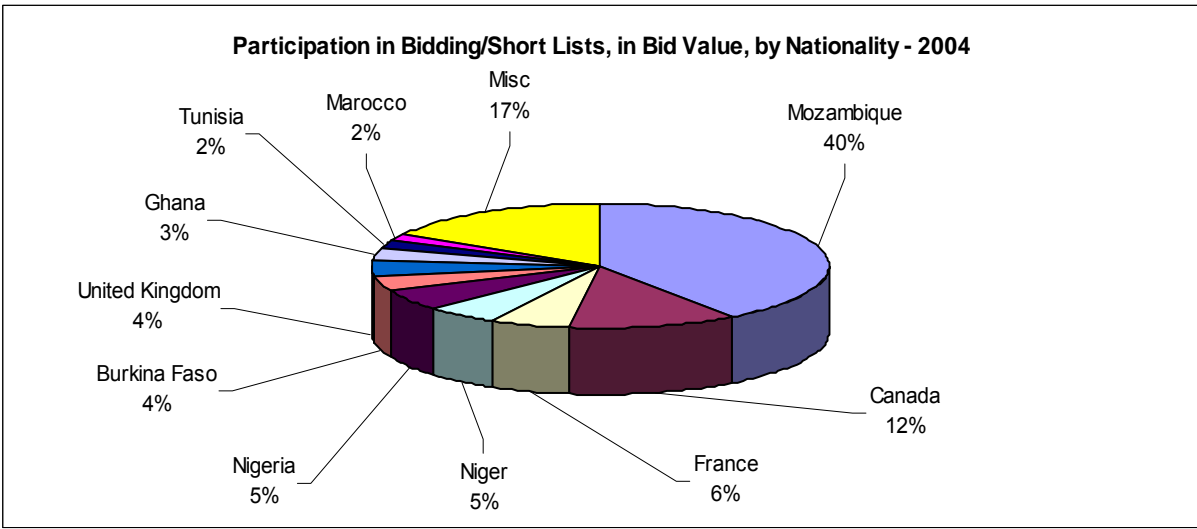
Graph 14



Graph 15



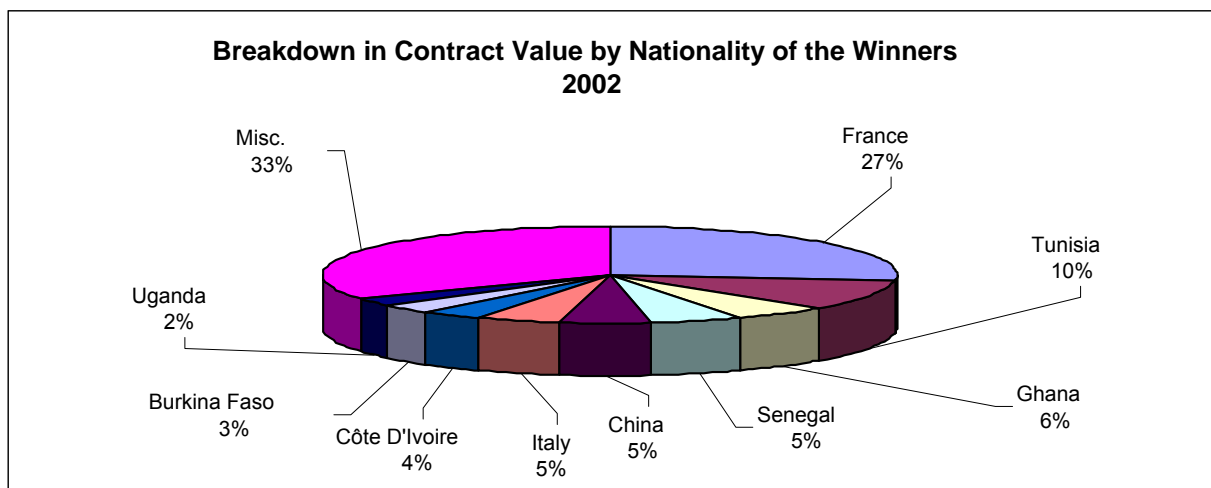
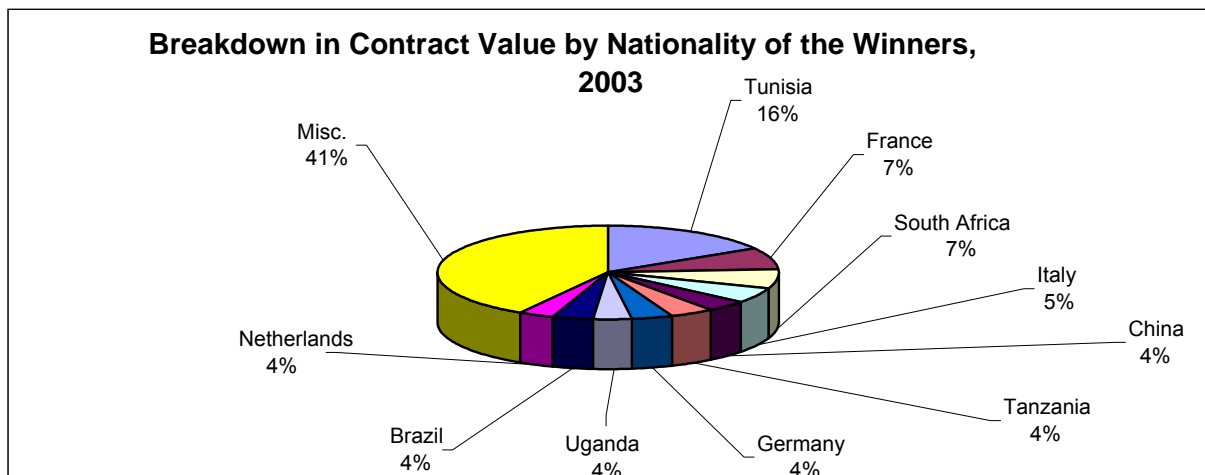
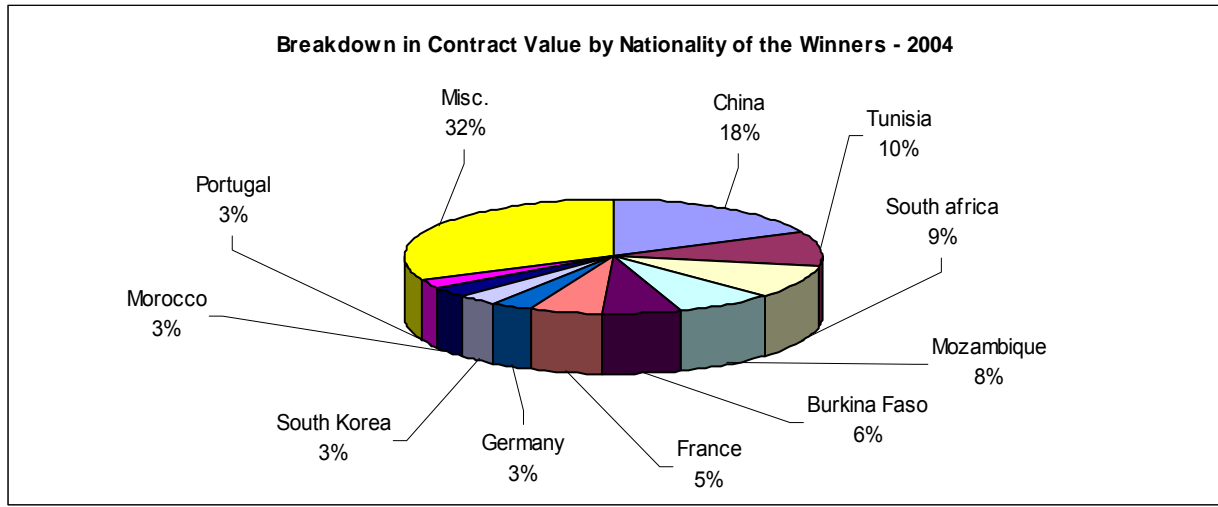
Graph 16



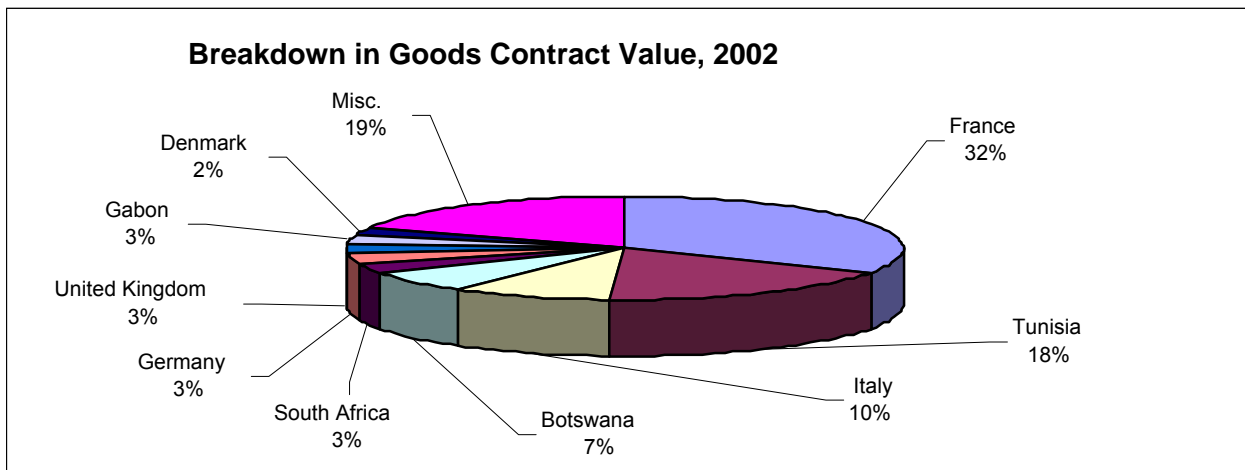
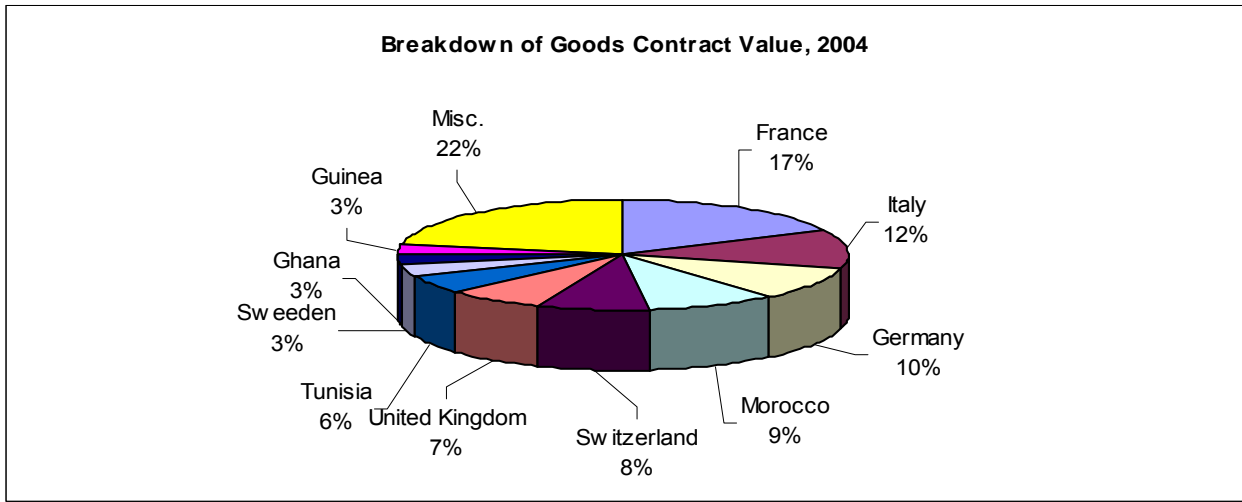
4.4. Nationality of Contract Winners

- 4.4.1. An analysis by nationality of the distribution of contract winners for the 505 contracts in 2004 reveals that contracts by value were principally awarded to firms from China (18%), Tunisia (10%), South Africa (9%) and Mozambique (8%) (v. Graph 17). China registered a very sharp increase, from 4% in 2003 to 18% in 2004 whereas Tunisia's share dropped from 16% to 10%.
- 4.4.2. Tunisia won the largest number of contracts in 2004 (12%), as was the case in 2003 when the country had won 16% of the contract value for 14% of their number. Tunisia was followed by France with 6% of the number of contracts, Burkina Faso, Ethiopia and Tanzania, each accounting for 5%. In 2003, France and South Africa followed Tunisia with 7% each. Finally, China obtained 18% of the total contract value as against only 2.6% of the total number.
- 4.4.3. Goods Contracts: concerning the value of goods contracts in 2004, France takes the lead with 17% followed by Italy (12%), Germany (10%), Morocco (9%), Switzerland (8%), the United Kingdom (7%) and Tunisia (6%) (Graph 18). In 2003, Nigeria (14%), the USA (12%) and France (12%) were in the lead.
- 4.4.4. Works Contracts: in terms of works contract value, China and South Africa were in the lead with 25% and 13%, followed by Tunisia (12%), Mozambique (10%), Tanzania (8%) and Burkina Faso (8%) (Graph 19). In 2003, the lead was held by Tunisia (23%), South Africa (10%) and Italy (7%).
- 4.4.5. Consultancy Services Contracts: consulting firms from Canada, France and Nigeria respectively won 19%, 14% and 7% of the consultancy services contracts in 2004. They are followed by the United Kingdom (5%), Mozambique (4%), Burkina Faso (4%) and Ghana (4%). In 2003, Canada (21%) was already in the lead, followed by Germany (19%) and France (11%) (v. Graph 20).

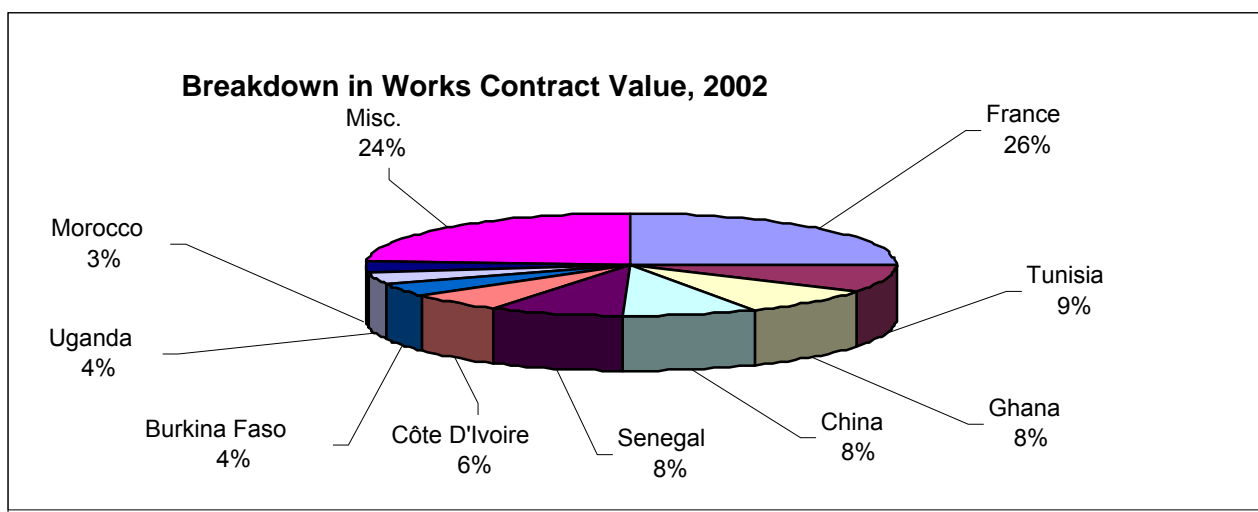
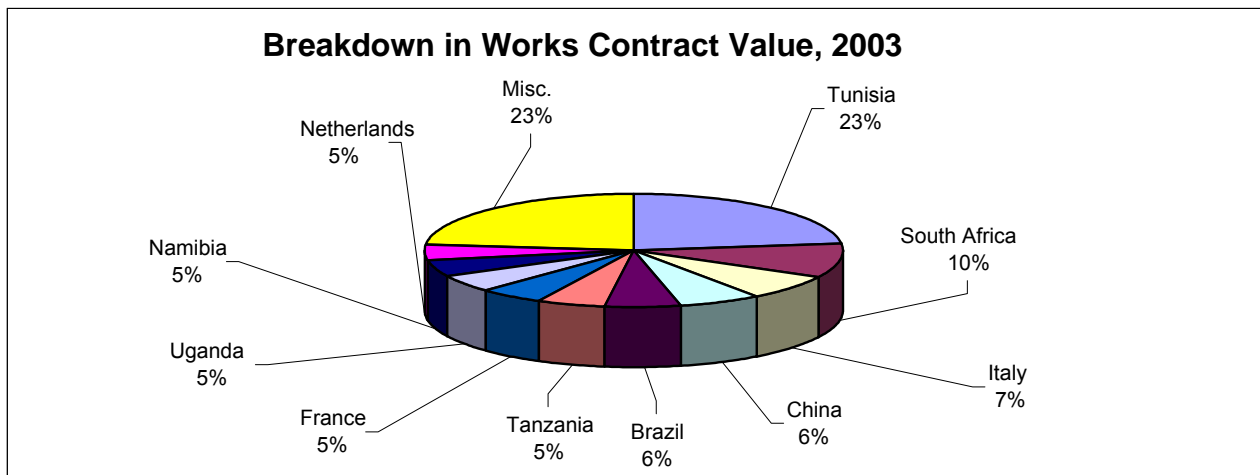
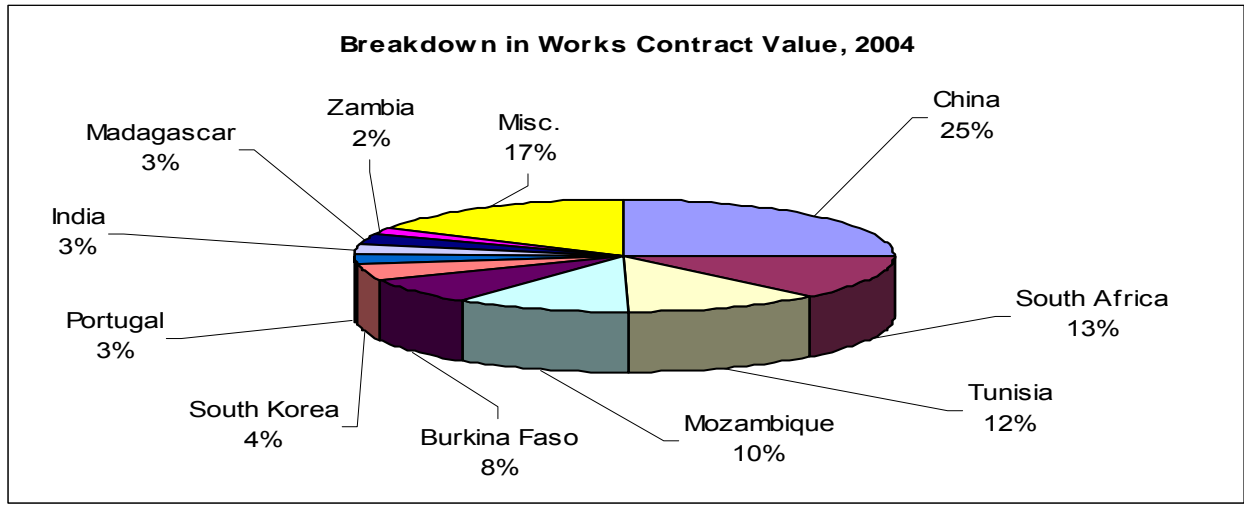
Graph 17



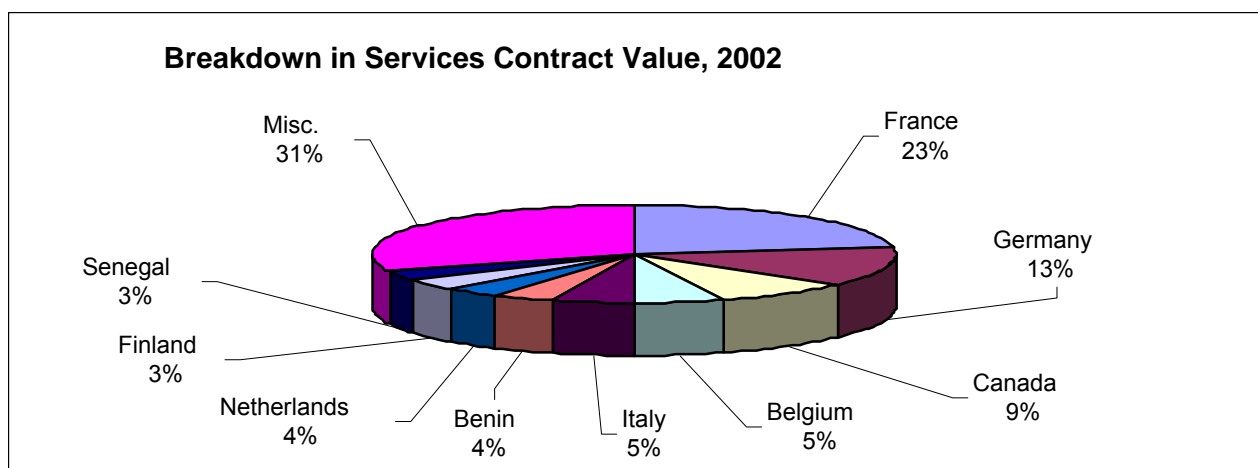
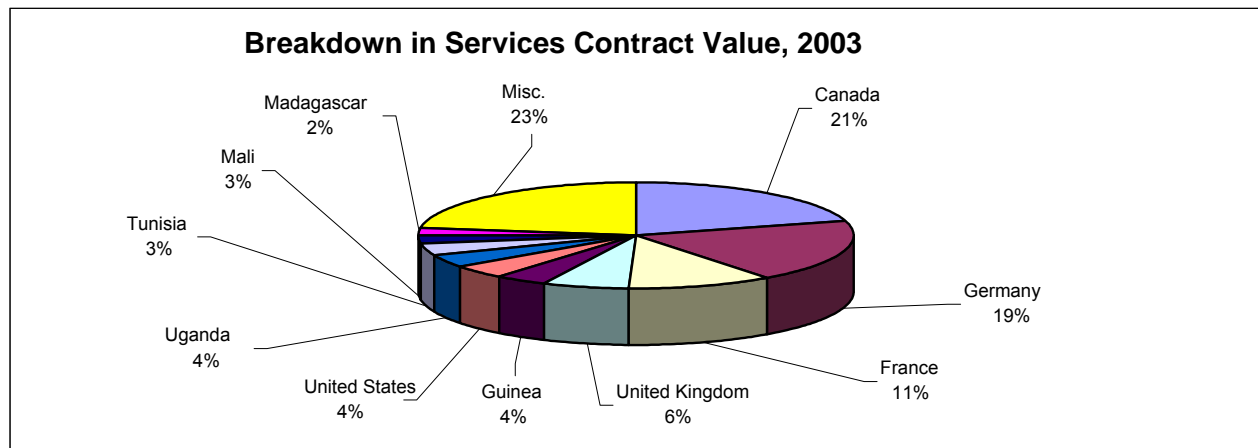
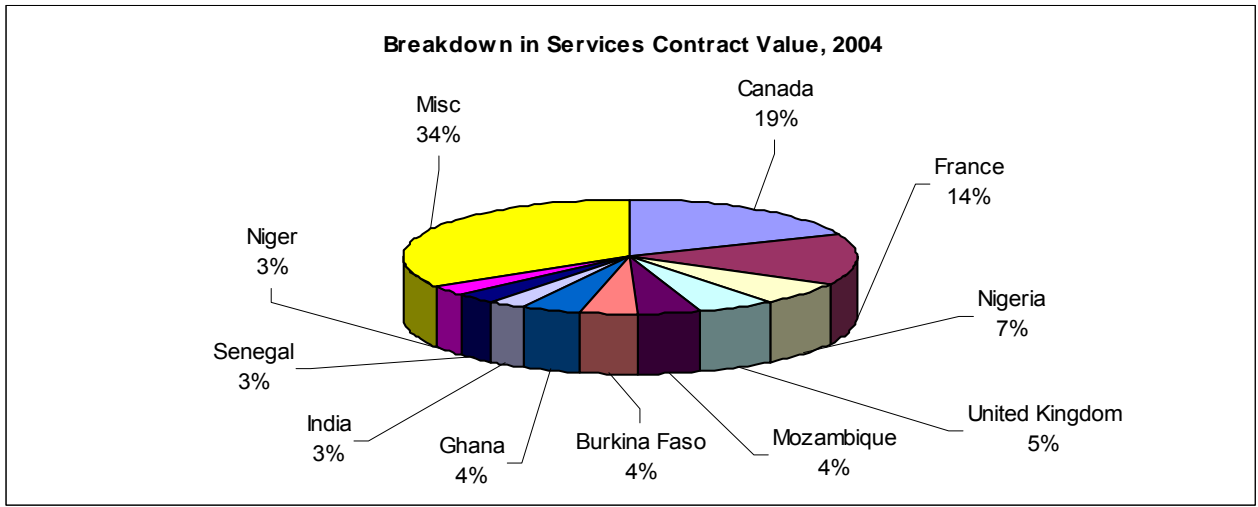
Graph 18



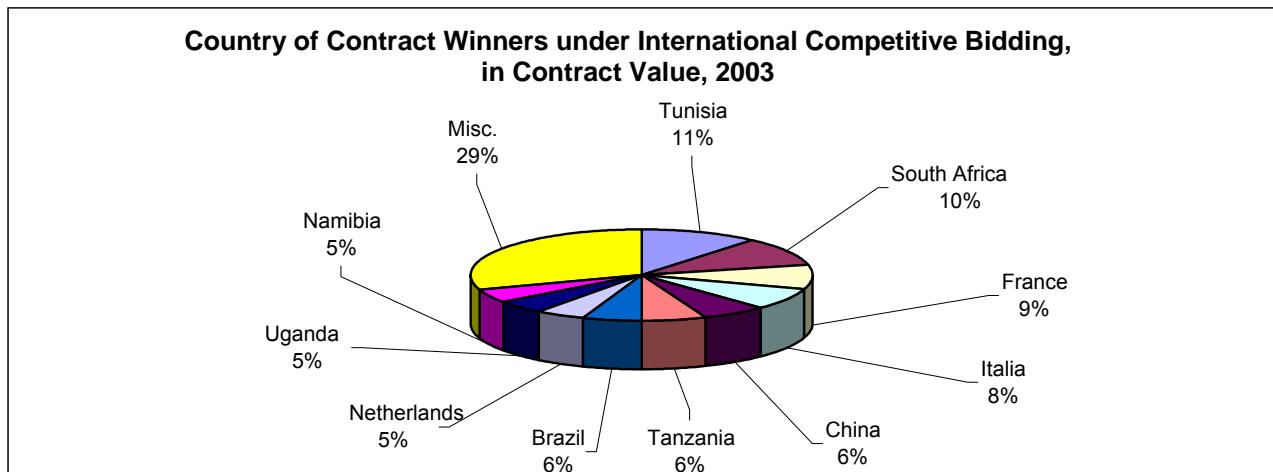
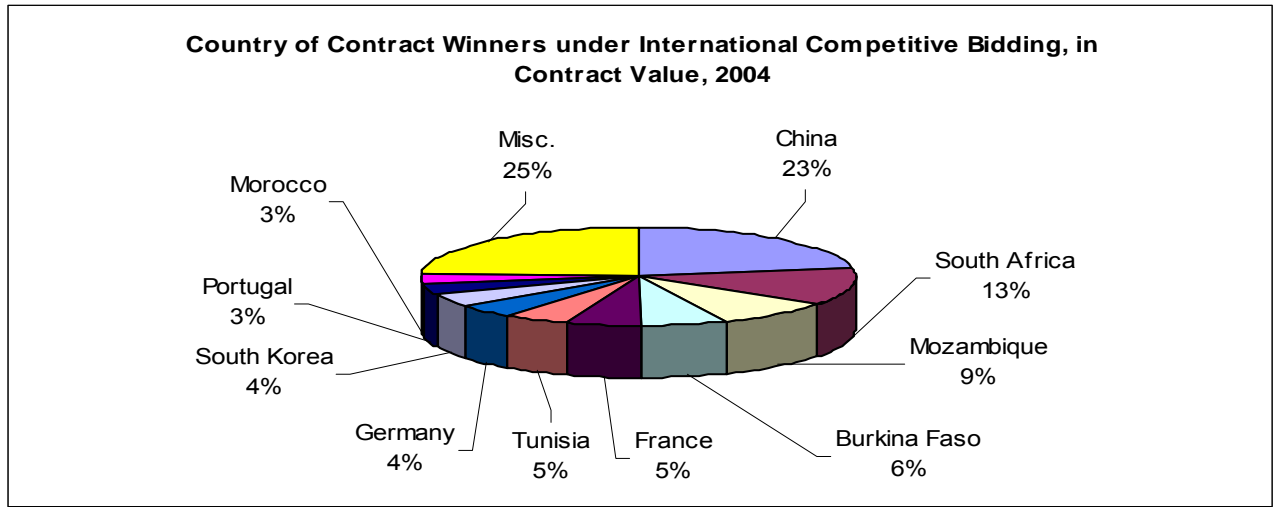
Graph 19



Graph 20



Graph 21



5. OTHER PROCUREMENT ASPECTS

5.1. Contract Financing

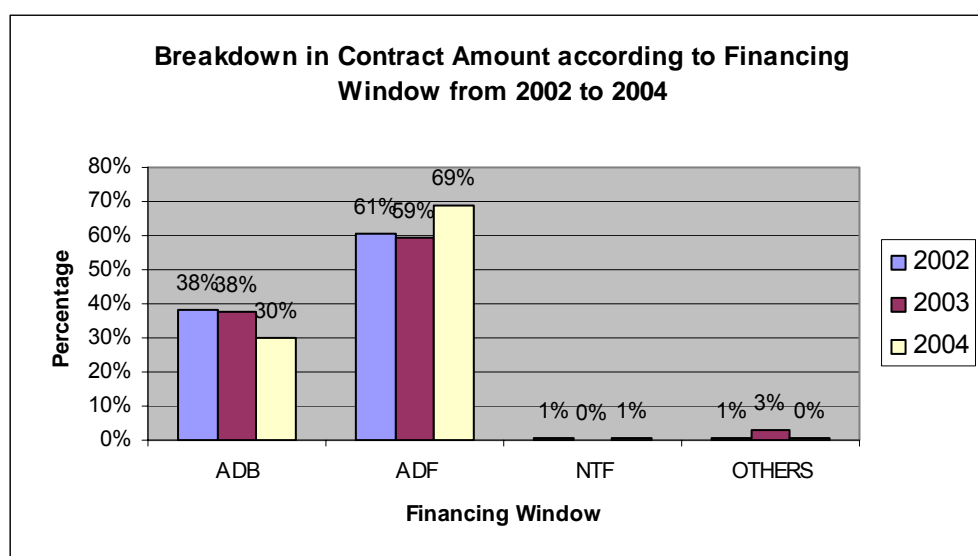
5.1.1. In contract financing terms, the ADF (African Development Fund) window's share rose appreciably from 59.27% in 2003 to 68.91% in 2004. The ADB (African Development Bank)'s share for its part dropped from 38.1% in 2002 to 37.56% in 2003 and then to 30.10% in 2004. The weight of the NTF (Nigeria Trust Fund) window is still marginal: it financed 0.5% of the contract value in 2003 and 0.67% in 2004.

5.1.2. In terms of the number of contracts, the ADB window financed 14.46%, in 2004 compared with 18.88% in 2003 and 21.90% in 2002. The ADF window accounted for up to 84.57% in 2004 against 78.8% in 2003 and 76.50% in 2002. (Table 11 and Graph 22).

Table 11
Contract Distribution by Financing Source, 2002-2004

Window	Total Amount (in UA millions)			% of Total Amount			Number of Contracts			% Number of Contracts		
	2002	2003	2004	2002	2003	2004	2002	2003	2004	2002	2003	2004
ADB	136,6	136,1	125,5	38,10%	37,56%	30,10%	185	148	105	21,90%	18,88%	14,46%
ADF	217,9	214,8	287,2	60,70%	59,27%	68,91%	645	618	614	76,50%	78,83%	84,57%
NTF	1,9	0,3	2,8	0,50%	0,08%	0,67%	5	2	3	0,60%	0,26%	0,41%
Misc.	2,6	11,2	1,3	0,70%	3,09%	0,32%	8	16	4	0,90%	2,04%	0,55%
Total	359	362,4	416,8	100%	100%	100%	843	784	726	100%	100%	100%

Graph 22



5.2. Procurement Document Processing Time-frame

5.2.1. The time-frames for processing procurement documents (at borrowing country and Bank levels) were analysed using a sample of 164 contracts in 2004, compared with 111 contracts in 2003, or an increase of 48% in the sampling size. In terms of proportion, the 111 contracts processed in 2003 represent 14% of the annual total, while in 2004, the sample represented 23% of all contracts.

5.2.2. During the procurement of goods and works by executing agencies in the context of Bank Group-financed projects in 2004, statistics show the process takes an average of 17.6 months from initial receipt of the procurement documents to receipt of the signed contracts. This general average overshadows the average variations of the different regions ranging from a maximum of 20.2 months for the North Region to a minimum of 14.5 months in the West. To be more specific, the average time required from receipt of the bidding documents up to their approval by the Bank is one month. Between this approval by the Bank and receipt of the bids by the borrowers, there is an average lapse of 5.3 months, (this was 3.2 months in 2003). It takes an average of three days from receipt of bids to opening of bids; from opening of bids to approval of contracts takes 6.9 months; from contract approval to contract signature the timeframe is 2.8 months. Furthermore, the average timeframe between signature of the contract by the executing agency and the Bank's receipt of the signed contract is 1.5 months (Table 12).

Table 12
Time-frame by region for document processing in 2004 for Local and International Competitive Bidding (Goods and Works)

Average Number of Days							
Processing Stages	CENTRE	EAST	NORTH	WEST	SOUTH	Average In days	Average in months
Reception – Approval BDs	21	56	39	42	1	32	1,1
Approval – Receipt bids	186	87	278	116	126	159	5,3
Close of BD's – Opening of bids	3	6	1	2	2	3	0,1
Opening of bids–Contract approval	195	219	204	188	234	208	6,9
Contract Approval – Contract Signature	142	121	36	54	61	83	2,8
Contract Signature - Receipt Fin. Doc.	56	46	48	33	37	44	1,5
Av. processing timeframe by dept. in days	604	535	606	435	461	528	17,6
Av. processing timeframe by dept in months	20,1	17,8	20,2	14,5	15,3	17,6	

5.2.3. The procurement of consultancy services by borrowers in 2004 took an average of 17.5 months from initial reception of request for proposals and the Bank's reception of the final contract. (Table 13). This still very high timeframe of 21 months in 2003, can be explained by the fact that 6.4 months or 37% of the period is lost between the initial opening of bids by borrowers and approval of the evaluation by the Bank. It must be recalled that consultancy services require a submission of technical and financial proposals in separate envelopes and that there are two stages to the evaluation. In accordance with Article 3.8.11 of the Rules of Procedure for the Use of Consultants, each stage may require Bank approval which takes time. Measures must be taken by the Operations Department to reduce this timeframe which averages between a minimum of 9.8 months in the South region and a maximum of 28.7 months in the East region. Generally, this

means that it takes on average: (i) 2.6 months for the borrowers to obtain approval of the Bank's request for proposals against 1 month for the goods and works procurement documents; (ii) 3 months between the processing of these approved documents and the reception of the proposals, against 5.3 months in the case of goods and works; (iii) 7 days between receipt and opening of bids against 3 days in the case of goods and works; (iv) 6.4 months from opening of bids to approval of evaluations; (v) 1.7 months between approval of evaluations and signature of the contracts (2.8 in the case of goods and works); (vi) 3.5 months from signature of the contracts to reception of the signed contracts (but 1.5 months for goods and works).

Table 13
Processing of Procurement Dossiers by Region, for Consultancy Services

Average number of days							
Processing stages	CENTRE	EAST	NORTH	WEST	SOUTH	Average in days	Average in months
Reception – Approval of BDs	46	83	167	72	21	78	2,6
Approval - Reception bids	74	160	86	79	59	92	3,1
Close of BDs - Opening of bids	11	0	0	4	5	7	0,2
Opening of bids – Approval of contracts	175	335	121	230	104	193	6,4
Contract approval. – Contract signature	72	17	12	79	76	51	1,7
Contract signature – Reception fin. Docs.	33	265	147	45	29	104	3,5
Average processing time-frame by Dept. in days	411	860	533	508	294	524	17,5
Average processing timeframe by Dept. in months	13,7	28,7	17,8	16,9	9,8	17,5	

5.2.4. For the procurement of goods, works and consultancy services, the average timeframe between reception of the bidding documents and that of the signed contracts was 17.5 months as against 16.5 months in 2003 and 13.8 months in 2002. The increase in this timeframe was partly due not only to time lost opening the bids, and finalisation and approval of the evaluations but also to the fact that the data provided was often incomplete. (Table 14).

Table 14
Comparison of Processing Timeframes of Procurement Documents, 2002-2004

Average Number of Days							
	CENTRE	EAST	NORTH	WEST	SOUTH	Average in days	Average in months
2004	508	698	570	472	378	525	17.5
2003	530	404	615	544	366	496	16.5
2002	634	390	358	344	339	413	13.4

5.3. Complaints

- 5.3.1. In 2004, seven (7) complaints were officially registered by the Bank, compared with four (4) in 2003, or an increase of 57%. This rise can be explained mainly by the fact that most of bidders have now integrated into their strategy the use of due process systems available under the procedures. This trend demonstrates the progress achieved in terms of transparency and greater confidence of the participants in the procurement process.
- 5.3.2. Of these seven complaints, 4 occurred before the Bank's no-objection to the award phase or in 57% of the cases (75% in 2003); 3 complaints were made after the Bank's no-objection to the award phase or 43% of the cases (25% in 2003).
- 5.3.3. Most of these complaints (4) were made at the bid evaluation phase and were judged inadmissible. In fact, the arguments and explanations advanced by the Borrowers to justify their decisions were in accordance with Bank rules.
- 5.3.4. Two (2) complaints registered related to a conflict of interest. One involved the drawing up of a shortlist at the close of the prequalification procedure. The complaints were judged admissible and, in both cases, the Borrower observed the Bank's recommendations and took the necessary corrective measures.

Table 15
Classification of Complaints Received in 2003-2004

	Number of Cases		% of Number of Cases	
	2003	2004	2003	2004
Award Phase				
Before ADB "no objection"	3	4	75%	57%
After ADB "no objection"	1	3	25%	43%
Total	4	7	100%	100%

5.4 Procurement Review Committee (PRC)

- 5.4.1. Two complaints concerned Bank recommendations after contract award. However, they were only examined by the Procurement Review Committee in (PRC) early 2005. In both cases, they were pronounced inadmissible.
- 5.4.2. In 2004, the PRC did not examine any admissible complaint from bidders against a decision taken within the framework of projects financed by the Bank Group

5.5 Contract Amendments⁹

Introduction

5.5.1. In 2004, the Bank approved 99 amendments for total of UA 16.7 million (compared with the 65 amendments which amounted to UA 19.7 million in 2003). These amendments are subdivided into two groups: those for contracts approved in 2004 (6 amendments) and those for contracts approved prior to 2003 (totalling 93).

Amendments for contracts approved in 2004

5.5.2. The 6 amendments to contracts approved in 2004 concern 4 contracts or only about 0.82% of the total number of contracts approved in 2004. In absolute value these 6 amendments represent 0.1% of all contracts approved in 2004. (Table 16).

5.5.3. The highest rate (in absolute value), representing the amendment amount as a percentage of the initial contract amount was 58.6%. The corresponding amendment stands at UA -325 984 and concerns a contract worth UA 556 620. The lowest rate (in absolute value) was 0.2%. The corresponding amendment is a negative one of UA -59 832 and is for a contract worth UA 24 257 372.

Table 16
List of Amendments to Contracts Approved in 2004

N°	Contract Amount in UA	Amendment Value in UA	% of Initial Contract
1	24 257 371,69	-59 832,07	-0,2%
2	498 013,26	9 565,67	1,9%
3	88 657,25	12 948,40	14,6%
4	556 619,81	-325 984,03	-58,6%
5	94 983,98	3 296,25	3,5%
6	40 273,21	10 943,56	27,2%
Total	25 535 919,20	-349 062,22	-1,4%

Other Amendments Approved in 2004

5.5.4. These number 93 for a total amount of UA 17 million relating to contracts approved between 1997 and 2003. 54% of these 93 amendments concerned contracts for 2002 and 2003, whereas the remaining 46% concerned contracts prior to 2002. Of the 93 amendments, 17% represented downward adjustments of initial contract amounts.

5.5.5. The unit amount for the amendments range between UA -1.69 million (case of reduction in the initial contract cost) and UA 4.7 million. Their unit values represented between -8% (case of the drop in the initial contract amount) and 29% of the value of the initial contract concerning them. In this latter case, the initial contract was UA 16 701 777.49 while the amendment concerned UA 4 789 25208.

⁹ Some transactions designed to settle technical problems arising from disbursements (currency conversion, cancellation of balances etc., are registered in the SAP under the category Amendments. For the purpose of this analysis, PPRU had to "clean up" the data fairly extensively.

5.5.6. A study of the size of amendments approved in 2004, relating to contracts approved before then, shows that 54.9% of the amendment value was mainly for unit amounts at least higher than UA 1 million or 3.2% of the total number of amendments. In 2003, 62% of the value was concentrated on unit amounts higher at least than UA 1 million. The group representing the highest number of amendments for 2004 (23.7%) corresponds to that for amendments valued between UA 100,000 and UA 500,000, which cover only 31.3% of the amendment value (Table 17).

Table 17
Distribution of Other Amendments in 2004, in Value and Quantity

AMENDMENT SIZE (UA THOUSANDS)	TOTAL VALUE	% OF TOTAL VALUE	TOTAL QUANTITY	% OF TOTAL QUANTITY
(5000) - (1000)	-1690706	-9.9%	1	1.1%
(1000) - (500)	-1991636,89	-11.7%	3	3.2%
(500) - (100)	-1 805 876	-10.6%	6	6.5%
(100) - (50)	-245 554	-1.4%	3	3.2%
(50) - (25)	-	-	-	-
(25) - (15)	-18344,51	-0.1%	1	1.1%
(15) - 0	-6917,01	0.0%	2	2.2%
0 - 15	78 098	0.5%	8	8.6%
15 - 25	254 154	1.5%	12	12.9%
25 - 50	401 522	2.4%	11	11.8%
50 - 100	875 233	5.1%	12	12.9%
100 - 500	5 346 813	31.3%	22	23.7%
500 - 1 000	6 503 900	38.1%	9	9.7%
1000 - 5000	9 384 248	54.9%	3	3.2%
Total	17 084 934	100.0%	93	100.0%

5.5.7. The 3 amendments amounting to 54.9% of the total value of the other amendments for 2004 concern works contracts. They relate to road development and water supply. The amounts for these three amendments are UA 1.47, 3.12 and 4.79 million for respective contract values of UA 22.7, 22.7 and 16.7 million (in the proportions of 6.5%, 13.7% and 29% of the contract value respectively).

5.5.8. By and large, the 93 amendments concerned relatively modest amounts as compared to the values of the corresponding initial contracts (Table 18). Furthermore, 99% of them represented less than 30% of the initial value of the contract in question against 90% in 2003. This illustrates a good trend in light of Appendix IV of the Rules of Procedure for Procurement of Goods and Works and Annex 3 of the Rules of Procedure for the Use of Consultants.

Table 18
Number of Amendments by Contract Percentage

Amendment Amount Compared with the Initial Contract	Number of Amendments	% of Number of Amendments
(100%) - (90%)		
(90%) - (80%)	1	1.08%
(80%) - (70%)		
(70%) - (60%)		
(60%) - (50%)		
(50%) - (40%)		
(40%) - (30%)		
(30%) - (20%)	3	3.23%
(20%) - (10%)	2	2.15%
(10%) - 0%	10	10.75%
0% - 10%	27	29.03%
10% - 20%	36	38.71%
20% - 30%	14	15.05%
30% - 40%		
40% - 50%		
50% - 60%		
Total	93	100.00%

Amendments Approved in 2004 by Contract Type

5.5.9. The study of amendment distribution by type of contract shows those approved in 2004 concerned mainly works contract: 75.23% of the amendment value and 50.51% of the number. The services contract amendments accounted for 6.64% of the amendment value and 28.28% of the number. Those for goods contracts represented 18.13% in value and 21.21% in number (Table 19). In 2003, works totalled 63.9% of the amendment value and 49.2% of their number.

Table 19: Breakdown of Amendments Approved in 2004 by Contract Type

Type of Contract	Total Value in UA	% of Total UA Amount	Number of Amendments	% Number of Amendments
Goods	3 034 969	18.13%	21	21.21%
Works	12 590 313	75.23%	50	50.51%
Consultancy Services	1 110 590	6.64%	28	28.28%
Total	16 735 872	100.00%	99	100.00%

Amendments Approved in 2004 by Region

5.5.10. In terms of regional breakdown, the Operations Department for the South Region approved 35% of the value of positive amendments in 2004. It is followed by the West (32%), North (24%), Centre (6%) and East (1%). Concerning the amendment distribution of the negative amount in 2004, the Operations Department for the West Region approved 72% of amendment value, followed by the East (15%), Centre (6%) and North (6%). In 2003, the North recorded the highest value of positive amendments with 36%. Furthermore, contracts for multinational type projects registered two positive amendments. Lastly, no

negative amendments were registered for multinational projects in 2004. (Table 20).

Table 20
Breakdown of Amendments Approved in 2004

Positive amounts

Region	Total UA Amount	% of Total Amount	Number of Amendments	% of Number of Amendments
Centre	1 407 779	6%	9	11%
East	313 306	1%	4	5%
Multinational	238 323	1%	2	2%
North	5 487 965	24%	9	11%
West	7 323 312	32%	42	52%
South	8 110 038	35%	15	19%
Total	22 880 723	100%	81	100%

Negative Amounts

Region	Total UA Amount	% of Total Amount	Number of Amendments	% of Number of Amendments
Centre	- 352 806	6%	4	22%
East	- 894 686	15%	1	6%
Multinational				0%
North	- 343 315	6%	1	6%
West	- 4 430 162	72%	10	56%
South	- 123 882	2%	2	11%
Total	- 6 144 851	100%	18	100%

ANNEXES**ANNEX 1****Substantiation of Sampling**

Parameters	Value in UA
Lowest amount (Minimum)	157
Highest amount (Maximum)	37 560 113
Average	574 160
Typical gap	2 100 349
1 st quartile (25% of the samples)	37 934
2nd or median quartile (50% of the samples)	99 839
3rd quartile (75% of the samples)	354 603
4 th quartile (100% of the samples)	37 560 113

ANNEX 2

Contract Winners' Nationality (726 Contracts Approved in 2004)

Nationality	Number of Contracts	% Total Number of Contracts	UA Value of Contracts	% Total Value of Contracts
South Africa	9	1,2%	38 095 337	9,1%
Germany	13	1,8%	14 025 727	3,4%
Angola	2	0,3%	104 276	0,0%
Saudi Arabia	1	0,1%	647 496	0,2%
Belgium	6	0,8%	1 261 787	0,3%
Benin	5	0,7%	1 001 926	0,2%
Botswana	1	0,1%	142 952	0,0%
Brazil	2	0,3%	301 229	0,1%
Burkina Faso	38	5,2%	25 567 902	6,1%
Burundi	1	0,1%	16 409	0,0%
Cameroon	34	4,7%	2 287 169	0,5%
Canada	25	3,4%	9 045 912	2,2%
Cape Verde	5	0,7%	439 754	0,1%
China	13	1,8%	73 731 995	17,7%
South Korea	1	0,1%	12 790 676	3,1%
Ivory Coast	5	0,7%	266 894	0,1%
Denmark	16	2,2%	2 542 297	0,6%
Djibouti	2	0,3%	79 747	0,0%
Egypt	3	0,4%	274 089	0,1%
Eritrea	5	0,7%	2 310 218	0,6%
Spain	1	0,1%	1 634 609	0,4%
United States	5	0,7%	940 153	0,2%
Ethiopia	30	4,1%	6 955 070	1,7%
Finland	2	0,3%	3 461 009	0,8%
France	33	4,5%	22 381 462	5,4%
Gabon	1	0,1%	31 072	0,0%
Gambia	1	0,1%	7 682	0,0%
Ghana	36	5,0%	5 224 021	1,3%
Guinea	7	1,0%	2 331 464	0,6%
Guinea-Bissau	5	0,7%	459 051	0,1%
Mauritius	1	0,1%	53 109	0,0%
India	6	0,8%	9 901 606	2,4%
Italy	8	1,1%	8 914 056	2,1%
Japan	2	0,3%	147 696	0,0%
Kenya	4	0,6%	1 002 298	0,2%
Lesotho	4	0,6%	265 851	0,1%
Madagascar	41	5,6%	7 949 779	1,9%
Malawi	21	2,9%	2 885 449	0,7%
Mali	21	2,9%	2 769 276	0,7%
Morocco	10	1,4%	12 699 940	3,0%
Mauritania	5	0,7%	796 536	0,2%
Mozambique	26	3,6%	33 120 315	7,9%
Multinational	1	0,1%	464 527	0,1%
Niger	17	2,3%	3 872 100	0,9%
Nigeria	4	0,6%	3 337 062	0,8%

Nationality	Number of Contracts	% Total Number of Contracts	UA Value of Contracts	% Total Value of Contracts
Boreholes	8	1,1%	2 793 659	0,7%
Netherlands	5	0,7%	1 348 651	0,3%
Portugal	13	1,8%	10 426 379	2,5%
Dem. Rep. Congo	1	0,1%	38 891	0,0%
United Kingdom	12	1,7%	7 853 924	1,9%
Rwanda	25	3,4%	4 144 889	1,0%
Sao Tome	2	0,3%	207 623	0,0%
Eritrea	23	3,2%	3 573 917	0,9%
Sweden	2	0,3%	2 289 368	0,5%
Switzerland	3	0,4%	5 878 775	1,4%
Swaziland	5	0,7%	1 094 522	0,3%
Tanzania	36	5,0%	6 809 916	1,6%
Chad	14	1,9%	5 251 804	1,3%
Togo	3	0,4%	126 963	0,0%
Tunisia	76	10,5%	40 257 217	9,7%
Zambia	17	2,3%	7 063 548	1,7%
Zimbabwe	2	0,3%	1 140 875	0,3%
Total	726	100,0%	416 839 900	100,0%

ANNEX 3

**Goods Contracts Winners' Nationality
(Out of 726 Contracts Approved)**

Nationality	Number of Contracts	% Total Number of Contracts	Contract Amount	% Total Contract Amount
South Africa	6	2,1%	235 785	0,3%
Germany	9	3,2%	7 119 648	9,4%
Angola	1	0,4%	14 636	0,0%
Saudi Arabia	1	0,4%	647 496	0,9%
Belgium	2	0,7%	155 900	0,2%
Benin	2	0,7%	540 309	0,7%
Brazil	2	0,7%	301 229	0,4%
Burkina Faso	7	2,5%	452 729	0,6%
Cameroon	8	2,8%	270 723	0,4%
Canada	1	0,4%	606 898	0,8%
Cap Verde	5	1,8%	439 754	0,6%
Denmark	15	5,3%	1 642 353	2,2%
Djibouti	1	0,4%	68 513	0,1%
Egypt	1	0,4%	111 940	0,1%
Spain	1	0,4%	1 634 609	2,2%
United States	1	0,4%	110 355	0,1%
Ethiopia	4	1,4%	170 777	0,2%
France	18	6,4%	12 840 752	16,9%
Ghana	25	8,9%	2 458 236	3,2%
Guinea	2	0,7%	2 069 999	2,7%
Guinea-Bissau	4	1,4%	373 527	0,5%
India	1	0,4%	405 869	0,5%
Italy	5	1,8%	8 663 814	11,4%
Japan	2	0,7%	147 696	0,2%
Kenya	3	1,1%	382 301	0,5%
Lesotho	4	1,4%	265 851	0,4%
Madagascar	11	3,9%	194 039	0,3%
Malawi	15	5,3%	178 840	0,2%
Mali	12	4,3%	1 319 555	1,7%
Morocco	1	0,4%	6 738 502	8,9%
Mauritania	1	0,4%	27 566	0,0%
Mozambique	8	2,8%	404 976	0,5%
Niger	6	2,1%	491 974	0,6%
Nigeria	2	0,7%	297 088	0,4%
Boreholes	1	0,4%	289 409	0,4%
Netherlands	3	1,1%	428 568	0,6%
Portugal	10	3,6%	663 039	0,9%
Dem. Rep. Congo	1	0,4%	38 891	0,1%
United Kingdom	7	2,5%	5 401 519	7,1%
Rwanda	8	2,8%	1 389 002	1,8%
Sao Tome	2	0,7%	207 623	0,3%
Eritrea	6	2,1%	819 721	1,1%
Sweden	2	0,7%	2 289 368	3,0%

Nationality	Number of Contracts	% Total Number of Contracts	Contract Amount	% Total Contract Amount
Switzerland	3	1,1%	5 878 775	7,7%
Swaziland	4	1,4%	1 038 820	1,4%
Tanzania	16	5,7%	801 111	1,1%
Chad	3	1,1%	248 661	0,3%
Tunisia	18	6,4%	4 133 503	5,4%
Zambia	10	3,6%	502 550	0,7%
Total	281	100,0%	75 914 796	100,0%

ANNEX 4

Works Contracts Winners' Nationality
(Out of 726 Contracts Approved)

Nationality	Number of Contracts	% Total Number of Contracts	Contract Amount (UA)	% Total Contract Amount
South Africa	2	0,8%	37 746 331	12,8%
Germany	2	0,8%	6 235 847	2,1%
Burkina Faso	14	5,8%	22 943 436	7,8%
Cameroon	12	5,0%	1 533 592	0,5%
China	13	5,4%	73 731 995	25,1%
South Korea	1	0,4%	12 790 676	4,4%
Eritrea	5	2,1%	2 310 218	0,8%
Ethiopia	23	9,6%	5 725 894	1,9%
Finland	1	0,4%	2 440 737	0,8%
France	4	1,7%	3 032 821	1,0%
Ghana	2	0,8%	788 104	0,3%
Guinea	4	1,7%	229 639	0,1%
India	2	0,8%	8 180 163	2,8%
Madagascar	22	9,2%	7 419 417	2,5%
Malawi	4	1,7%	2 607 873	0,9%
Mali	4	1,7%	904 062	0,3%
Morocco	6	2,5%	4 821 495	1,6%
Mauritania	1	0,4%	109 377	0,0%
Mozambique	6	2,5%	30 557 883	10,4%
Niger	6	2,5%	2 117 762	0,7%
Boreholes	5	2,1%	2 329 703	0,8%
Portugal	1	0,4%	9 595 291	3,3%
Rwanda	13	5,4%	2 369 266	0,8%
Eritrea	5	2,1%	1 324 396	0,5%
Tanzania	17	7,1%	5 936 944	2,0%
Chad	7	2,9%	4 701 882	1,6%
Tunisia	52	21,7%	34 796 489	11,8%
Zambia	6	2,5%	6 526 265	2,2%
Total	240	100,0%	293 807 559	100,0%

ANNEX 5

Services Contracts Winners' Nationality
(Out of 726 Contracts Approved)

Nationality	Number of Contracts	% Total Number of Contracts	Contract Amount (UA)	% Total Contract Amount
South Africa	1	0,5%	113 221	0,2%
Germany	2	1,0%	670 232	1,4%
Angola	1	0,5%	89 640	0,2%
Belgium	4	2,0%	1 105 887	2,3%
Benin	3	1,5%	461 617	1,0%
Botswana	1	0,5%	142 952	0,3%
Burkina Faso	17	8,3%	2 171 737	4,6%
Burundi	1	0,5%	16 409	0,0%
Cameroon	14	6,8%	482 854	1,0%
Canada	24	11,7%	8 439 014	17,9%
Ivory Coast	5	2,4%	266 894	0,6%
Denmark	1	0,5%	899 944	1,9%
Djibouti	1	0,5%	11 234	0,0%
Egypt	2	1,0%	162 150	0,3%
United States	4	2,0%	829 798	1,8%
Ethiopia	3	1,5%	1 058 399	2,2%
Finland	1	0,5%	1 020 272	2,2%
France	11	5,4%	6 507 890	13,8%
Gabon	1	0,5%	31 072	0,1%
Gambia	1	0,5%	7 682	0,0%
Ghana	9	4,4%	1 977 681	4,2%
Guinea	1	0,5%	31 826	0,1%
Guinea-Bissau	1	0,5%	85 524	0,2%
Mauritius	1	0,5%	53 109	0,1%
India	3	1,5%	1 315 574	2,8%
Italy	3	1,5%	250 242	0,5%
Kenya	1	0,5%	619 997	1,3%
Madagascar	8	3,9%	336 324	0,7%
Malawi	2	1,0%	98 736	0,2%
Mali	5	2,4%	545 659	1,2%
Morocco	3	1,5%	1 139 944	2,4%
Mauritania	3	1,5%	659 593	1,4%
Mozambique	12	5,9%	2 157 456	4,6%
Multinational	1	0,5%	464 527	1,0%
Niger	5	2,4%	1 262 364	2,7%
Nigeria	2	1,0%	3 039 975	6,5%
Boreholes	2	1,0%	174 547	0,4%
Netherlands	2	1,0%	920 083	2,0%
Portugal	2	1,0%	168 048	0,4%
United Kingdom	5	2,4%	2 452 406	5,2%
Rwanda	4	2,0%	386 620	0,8%
Eritrea	12	5,9%	1 429 799	3,0%
Swaziland	1	0,5%	55 703	0,1%

Nationality	Number of Contracts	% Total Number of Contracts	Contract Amount (UA)	% Total Contract Amount
Tanzania	3	1,5%	71 862	0,2%
Chad	4	2,0%	301 261	0,6%
Togo	3	1,5%	126 963	0,3%
Tunisia	6	2,9%	1 327 224	2,8%
Zambia	1	0,5%	34 732	0,1%
Zimbabwe	2	1,0%	1 140 875	2,4%
Total	205	100,0%	47 117 545	100,0%

ANNEX 6

**International Competitive Bidding (ICB) Winners' Nationality
(Contract Amounts Higher than or Equal to UA 50,000)**

Nationality	Number of Contracts	% Total Number of Contracts	Contract Amount (UA)s	% of Total Contract Amount
South Africa	3	1,7%	37 700 925	12,8%
Germany	9	5,0%	13 272 791	4,5%
Saudi Arabia	1	0,6%	647 496	0,2%
Belgium	2	1,1%	765 308	0,3%
Burkina Faso	5	2,8%	19 009 959	6,4%
Cameroon	1	0,6%	64 397	0,0%
Canada	2	1,1%	667 369	0,2%
Cap Verde	1	0,6%	310 301	0,1%
China	11	6,1%	64 979 574	22,0%
South Korea	1	0,6%	12 790 676	4,3%
Denmark	2	1,1%	117 820	0,0%
Djibouti	1	0,6%	68 513	0,0%
Egypt	2	1,1%	218 041	0,1%
Spain	1	0,6%	1 634 609	0,6%
Ethiopia	1	0,6%	146 831	0,0%
Finland	1	0,6%	2 440 737	0,8%
France	19	10,5%	16 146 612	5,5%
Ghana	12	6,6%	1 870 178	0,6%
Guinea	1	0,6%	2 044 705	0,7%
Guinea-Bissau	2	1,1%	300 025	0,1%
India	4	2,2%	9 266 591	3,1%
Italy	7	3,9%	8 865 994	3,0%
Kenya	1	0,6%	185 369	0,1%
Madagascar	13	7,2%	5 914 804	2,0%
Malawi	4	2,2%	2 607 873	0,9%
Mali	6	3,3%	1 314 985	0,4%
Morocco	3	1,7%	9 747 404	3,3%
Mozambique	4	2,2%	25 495 394	8,6%
Niger	1	0,6%	1 856 648	0,6%
Nigeria	1	0,6%	85 264	0,0%
Boreholes	5	2,8%	2 329 703	0,8%
Netherlands	4	2,2%	1 292 157	0,4%
Portugal	6	3,3%	10 156 647	3,4%
United Kingdom	3	1,7%	5 016 018	1,7%
Rwanda	4	2,2%	856 256	0,3%
Eritrea	5	2,8%	969 343	0,3%
Sweden	1	0,6%	2 196 778	0,7%
Switzerland	2	1,1%	5 714 825	1,9%
Tanzania	7	3,9%	3 237 209	1,1%
Chad	1	0,6%	949 023	0,3%
Tunisia	12	6,6%	14 490 226	4,9%
Zambia	8	4,4%	6 778 043	2,3%
Zimbabwe	1	0,6%	1 137 225	0,4%
Total	181	100,0%	295 660 644	100,0%

ANNEX 7

Winners of the 726 Contracts Approved in 2004
Nominative List

Awardee: South Africa

Bidder	Country	Project	Type of Service	Type	Contract no.	UA Amount
MMC AUTO AFRICA (PTY)	Malawi	LAKE MALAWI ARTISANAL FISHERIES	SUPPLY OF MOTOR VEHICLES - LOT .2	Goods	5000017584	45 404
GEOMECHANICS CC	Mozambique	MASSINGIR DAM REHABILITATION	GEOTECHNICAL INVESTIG.AT MASSINGIR	Services	5000016807	113 221
TECNITRADE	Mozambique	EDUCATION III PROJECT	PROCUREMENT EQUIP	Goods	5000017092	69 610
TECNITRADE	Mozambique	EDUCATION III PROJECT	PROCUREMENT EQUIP	Goods	5000017093	2 962
TECNITRADE	Mozambique	EDUCATION III PROJECT	PROCUREMENT EQUIP	Goods	5000017111	71 203
TECNITRADE	Mozambique	EDUCATION III PROJECT	PROCUREMENT EQUIP	Goods	5000017123	3 030
PAKUI CC	Nigeria	MULTI-STATE WATER SUPPLY	MANAGEMENT INFORMATION SYSTEM	Works	5000017538	186 219
WBHO CONSTRUCTION	Swaziland	MBABANE BYPASS ROAD (2 INT. RDS	CIVIL WORKS MBABANE BYPASS	Works	5000017550	37 560 113
Whinestone Bulk Suppliers,	Zambia	AGRICULTURAL SECTOR	SUPPLY OF ANIMAL LABORATORY	Goods	5000017448	43 576
South Africa Total		Number of Awardees: 9		Total Amount		38 095 337

Awardee Nationality: Germany

Awardee	Country	Project	Type of Service	Type	Contract no.	UA Amount
LAHMEYER	Gambia	Renewable Energy Study	Renewable Energy Study	Services	5000018196	613 405
AHT INTERNATIONAL	Ghana	SMALL SCALE IRRIGATION	SSIDP Mid-Term Review	Services	5000018002	56 827
DSD INDUSTRIEANLAGEN	Mozambique	MASSINGIR DAM REHABILITATION	HYDRO-MECHANICAL WORKS CONTARCT	Works	5000016886	6 162 000
COMMUNICATIONS AND	Boreholes	SUPPORT TO THE HEALTH SECTOR	AGREEMENT SUPPL DELIV INST&COMM	Goods	5000017917	647 107
ABB SCHALTANLAGEN	Sierra Leone	BUMBUNA HYDRO-ELECTRIC	Transmission Line - Resumption 2004	Goods	5000016951	802 557
ABB SCHALTANLAGEN	Sierra Leone	BUMBUNA HYDRO-ELECTRIC	Transmission Line - Resumption 2004	Goods	5000017081	648 876
ABB SCHALTANLAGEN	Sierra Leone	EDUCATION II	Contract Addendum No 1 - 17 March 2004	Goods	5000017106	88 657
ABB SCHALTANLAGEN	Sierra Leone	EDUCATION II	Contract Addendum No 1 - 17 March 2004	Works	5000017107	73 847
HOSPITAL ENGINEERING	Tanzania	FIRST HEALTH REHABILITATION	SUPPLY&INSTAL OF GEN LABORA	Goods	5000017927	221 391
JOH.ACHELIS & SOHNE	Tanzania	FIRST HEALTH REHABILITATION	SUPPLY OF FURNI FOR HEALTH FACILITIE	Goods	5000017915	71 293
JOHN ACHELIS AND	Tanzania	DAR ES SALAAM WATER SUPPLY &	Land Surveying Equipment	Goods	5000017196	11 410
JOS HANSEN & SOEHNE	Tanzania	FIRST HEALTH REHABILITATION	EMERG	Goods	5000017458	89 634
KOMATSU MINING	Tunisia	CONSOLIDATION OF THE CPG.	ACQUIS. 2 SHOVELS HYDR-KOMATSU	Goods	5000017234	4 538 722
Germany Total		Number of Awardees: 13		Total Amount		14 025 727

Awardee Nationality: Angola

Awardee	Country	Project	Type of Service	Type	Contract no.	UA Amount
CAMARA NAMORY	Angola	Support for primary education and	Procurements	Services	5000017207	89 640
MEDTECH	Angola	PROGRAMME REHABILITATION	Office Technology		5000017338 14 636	

Angola Total *Number of Awardees: 2* *Total Amount* **104 276**

Awardee : Saudi Arabia

Awardee	Country	Project	Type of Service	Type	Contract no.	UA Amount
RIYADH CABLES & Saudi Arabia Total	Tunisia	SYSTEM DECONTAMINATION	HV cable supplies	Goods	5000018337	647 496
<i>Number of Awardees: 1</i>			<i>Total Amount</i>			647 496

Awardee: Belgium

Awardee	Country	Project	Type of Service	Type	Contract no.	UA Amount
CONSTRUCTIONS & AGRICONSULTING	Cape Verde	INST SUPPORT FOR MIN. PLAN & INTEGRATED FISHERIES DEV. PROJ.	OFFICE FURNITURE	Goods	5000016918	92 133
AGRER S.A N.V.	Djibouti	NETWORK SUPPORT PROJECT	ASSISTANCE PREPARATION BDs	Services	5000018037	280 722
AGRIFOR CONSULT	Mali	WATER HARN IN THE PROV.	Regular follow-up of support project	Services	5000018260	86 468
AGRER S.A N.V.	Niger	DAIRY CATTLE DEVELOPMENT	Mid-term project review	Services	5000017190	65 522
BIA S.A.	Rwanda	UPGRADING TECH. EDUCATION &	Technical assistant	Services	5000017900	673 175
Belgium Total	Rwanda	UPGRADING TECH. EDUCATION &	Workshop EQPT E.T. Muhima and Nyamata	Goods	5000018207	63 767
<i>Number of Awardees: 6</i>			<i>Total Amount</i>			1 261 787

Awardee : Benin

Awardee	Country	Project	Type of Service	Type	Contract No.	UA Amount
ASSOCIATION FOR FIDEXCA	Benin	HUMAN RESOURCES DEV.PROG.	PDRH INTEG. FUNDS MANAGE.	Services	5000017592	436 677
HIGH TECH	Benin	PROMO WOMEN'S ACTIVITIES	PAEFO ACCOUNT AUDITING	Services	5000017594	10 050
MACELEC SOC.	Benin	RURAL DEV. SUPPORT PROJ. L	SUPPLY OF IT EQUIPMENT	Goods	5000017918	58 915
IITA -INTERNATIONAL	Benin	2nd Rural Electrification. Proj.	Purchase of Steel Reinforce.and ..	Goods	5000018355	481 393
Benin Total	Multinational	..CONTROL ASSISTANCE SUPPORT	External Evaluation of Project	Services	5000018026	14 890
<i>Number of Awardees: 5</i>			<i>Total Amount</i>			1 001 926

Awardee Botswana

Awardee	Country	Project	Type of Service	Type	Contract no.	UA Amount
INFRA AFRICA Pty Ltd Botswana Total	Multinational	TECHNICAL ASSISTANCE TO SATCC	CROSS BORDER TRADE FACILITATION	Services	5000018216	142 952
<i>Number of Awardees: 1</i>			<i>Total Amount</i>			142 952

Awardee: Brazil

Awardee	Country	Project	Type of Service	Type	Contract No.	UA Amount
AGROEXPORT LTDA	Benin	BREEDING PROJECT III	Supply of 96 dairy stock	Goods	5000017885	199 112
AGROEXPORT LTDA Brazil Total	Burkina Faso	LIVEST. DEV. PROJ.SOUM II	Supply of 40 dairy stock	Goods	5000017181	102 117
<i>Number of Awardees: 2</i>			<i>Total Amount</i>			301 229

Awardee: Burkina Faso

Awardee	Country	Project	Type of Service	Type	Contract No.	UA Amount
CINCAT INTERNATIONAL	Angola	Basic Education Supp.&	WORKS INSPECTION & SUPERVISION	Services	5000017994	190 134
ADSIFS	Burkina Faso	POVERTY REDUCTION PROGRAMME	Alpha Bogandé Boulsa Kongouss Campaign	Services	5000017523	269 614
AERE	Burkina Faso	RUR. DEV. DECENTR. & PARTI. PROVIN.	PDV 43 villages (AERE)	Services	5000017977	88 943
AFRICA PHOTO	Burkina Faso	RUR. DEV. DECENTR. & PARTI. PROVIN.	SUPPLY AUDIO VISUAL MAT.	Goods	5000018020	40 495
AFRICA-ARCHI BURKINA	Burkina Faso	RUR. DEV. DECENTR. & PARTI. PROVIN.	ARCHITECT PLAN WORKS SUPERV.	Services	5000018015	49 114
AGROCONSULT	Burkina Faso	RUR. DEV. DECENTR. & PARTI. PROVIN.	PDV 33 villages (agroconsult)	Services	5000017975	71 966
WORKS BUILDING	Burkina Faso	DEUXIEME PROGRAMME ROUTIER	REHAB WORKS over 355.8 KM (Lot 1+3)	Works	5000017225	5 860 189
BGB MERIDIEN	Burkina Faso	RUR. DEV. DECENTR. & PARTI. PROVIN.	PDV 25 villages (BGB)	Services	5000017982	48 358
CFAO - BURKINA	Burkina Faso	HEALTH II	40 LADIES' MOTORCYCLES	Goods	5000017874	55 121
CFAO - BURKINA	Burkina Faso	RUR. DEV. DECENTR. & PARTI. PROVIN.	Mopeds: 20 ladies' 70 men's	Goods	5000018016	133 459
CINCAT INTERNATIONAL	Burkina Faso	2 nd ROAD PROGRAMME	PERIODIC MAINTENANCE WORKS SUPERV.	Services	5000017187	976 123
COBODIM	Burkina Faso	RUR. DEV. DECENTR. & PARTI. PROVIN.	14 pumps	Goods	5000017976	123 498
COGEB INTERNATIONAL	Burkina Faso	2 nd ROAD PROGRAMME	PERIOD. MAINT.WORKS OVER 350 KM	Works	5000017223	4 636 136
COGEB INTERNATIONAL	Burkina Faso	RUR. DEV. DECENTR. & PARTI. PROVIN.	KALZI DAM BUILDING	Works	5000018021	352 539
DELOITTE & TOUCHE	Burkina Faso	LIVESTOCK DEV. PROJ. SOUM II	AUDIT OF ACCOUNTS - 2002, 2003 and 2004	Services	5000017160	52 510
ECOBAA	Burkina Faso	HEALTH II	CONST CMA SECTOR 22 BOBO	Works	5000017575	946 376
ECOBAG	Burkina Faso	HEALTH II	CONST CSPS	Works	5000017569	329 168
ECW	Burkina Faso	HEALTH II	CONST/REHAB CSPS	Works	5000017570	255 254
ECW	Burkina Faso	HEALTH II	CONST/REHAB CSPS	Works	5000017571	343 565
FIRM	Burkina Faso	2 nd ROAD PROGRAMME	MAINT. WORKS PRERIO 454 KM	Works	5000017224	3 538 549
FIRM FADOUL	Burkina Faso	LIVESTOCK DEV. PROJ. SOUM II	Materials and furnishings supply	Goods	5000017182	42 603
ENTREPRISE KANAZOE	Burkina Faso	2 nd ROAD PROGRAMME	WORKS REHA over 189,633 KM (Lot 2)	Works	5000017226	4 320 721
ENTREPRISE SANGA	Burkina Faso	HEALTH II	CONST CMA SECTOR 15 BOBO	Works	5000017574	763 242
ENVIRO SERVICES	Burkina Faso	HEALTH II	CONST/REHAB CSPS	Works	5000017572	356 009
ETOF	Burkina Faso	HEALTH II	REHABILITATION CHR for DEDOUGOU	Works	5000017591	313 362
ETOF	Burkina Faso	HEALTH II	CONST CSPS	Works	5000017573	273 963
FORAFRIQUE	Burkina Faso	RURAL WATER SUPPLY	Sinking 150 positive boreholes lo	Works	5000016953	654 363
GENERALE D'ETUDES DE 13 371	Burkina Faso	HEALTH II	STUDIES IMPLEM; INSPECTION/SUPERVISION	Services		5000017501
GROUPEMENT 48 285	Burkina Faso	RUR. DEV. DECENTR. & PARTI. PROVIN.	ETU CONTR 33 BOREHOLES 9 DRINKING TR. 15	Services		5000018014
IMPACT PLUS	Burkina Faso	RUR. DEV. DECENTR. & PARTI. PROVIN.	PDV 40 villages (impact plus)	Services	5000017979	77 535
INSTITUT DE RECHERCHE S.E.R.F.	Burkina Faso	HEALTH II	HEALTH SYSTEM ORGANISATION STUDY	Services	5000017505	21 815
SEA-B (SOCIETE	Burkina Faso	RUR. DEV. DECENTR. & PARTI. PROVIN.	PDV 42 villages (SERF)	Services	5000017981	86 611
SOCIETE D'ETUDES ET	Burkina Faso	Small dam implementation project	4-wheel drive vehicles STATION	Goods	5000018254	32 636
SOCIETE D'ETUDES ET	Burkina Faso	HEALTH II	STUDY ESTAB. MEMBERS SUPERV. TEAM	Services	5000017502	21 384
SOCREGE	Burkina Faso	HEALTH II	ALTERNATIVE FINANCING STUDY	Services	5000017503	20 713
TOMOJEMA	Burkina Faso	RUR. DEV. DECENTR. & PARTI. PROVIN.	PDV 44 villages (SOCREGE)	Services	5000017980	90 478
CGIC	Niger	HEALTH II	40 AMBULANCES FOR TEAM	Goods	5000017873	24 918
		AGRO-PASTORAL DEV. STUDY	FDL Manual of Procedures and Works HI	Services	5000017943	44 783
Burkina Faso Total		Number of Awardees:	38 Total Amount			25 567 902

Awardee : Burundi

Awardee	Country	Project	Type of Service	Type	Contract no.	UA Amount
A.D EXPERTS CONSEIL Burundi Total	Burundi	PROJECT AGRO-PASTORAL DE	Auditing FY 1999-2002	Services	5000018141	16 409
		Number of Awardees: 1	Total Amount			16 409

Awardee : Cameroon

Awardee	Country	Project	Type of Service	Type	Contract no.	UA Amount
AUDIREX	Cameroon	PROJ. HEALTH I :DEVELOPMENT	Project accounts audit	Services	5000018078	34 209
CABINET ABC	Cameroon	FORESTRY .	Auditing contract	Services	5000017603	33 538
CABINET CONSEILS ET	Cameroon	FORESTRY SUPPORT.	Contract for Forestry Products Research	Services	5000017602	62 530
CABINET D'ETUDE ET	Cameroon	ROAD MAINTENANCE PROJECT	PAR Accounting & Financial Audit	Services	5000018275	19 967
CARFAD -CENTRE	Cameroon	ROAD MAINTENANCE PROJECT	POPULATION SENSITISATION	Services	5000017601	9 926
CONSEIL AUDIT ET AIDE	Cameroon	EDUCATION II	EDUCATION ACCOUNTS AUDITING II	Services	5000017949	16 311
CONSULTING	Cameroon	EDUCATION II	ALUMNDI SCHOOL WORKS	Works	5000017269	84 900
ETABLISSEMENTS NET	Cameroon	FOREST. SUPPORT	Data-processing/office materials supply	Goods	5000017614	57 100
ETS AWA & T	Cameroon	EDUCATION II	WORKS NGANJO TITI & SCHOOLS	Works	5000017272	157 601
ETS DOUALA MEDIA	Cameroon	EDUCATION II	WORKS AMBAM SCHOOL	Works	5000017263	111 135
ETS ELARMA	Cameroon	EDUCATION II	FURNITURE Depts Mfoundi Lot 2	Goods	5000017407	26 889
ETS FEUDJIO	Cameroon	EDUCATION II	FURNITURE PHASE II LOT 7	Goods	5000017428	25 002
ETS FOKOU COMFORT	Cameroon	EDUCATION II	FURNITURE PHASE II LOT 3	Goods	5000017408	32 534
ETS FOKOU COMFORT	Cameroon	EDUCATION II	FURNITURE PHASE II LOT 5	Goods	5000017413	31 033
ETS FOKOU COMFORT	Cameroon	EDUCATION II	FURNITURE PHASE II LOT 6	Goods	5000017417	33 402
ETS FOKOU COMFORT	Cameroon	EDUCATION II	FURNITURE PHASE II LOT 4	Goods	5000017424	38 005
ETS KENNE A FOMA	Cameroon	EDUCATION II	WORKS EKOMBE MUFAKO	Works	5000017266	71 320
ETS MABEFI	Cameroon	EDUCATION II	WORKS NSIMEYONG II SCHOOL	Works	5000017258	193 440
ETS MATSINDA	Cameroon	EDUCATION II	CONST/REHA/ MOUMEE SCHOOL	Works	5000017922	99 842
ETS V.B ET FRERES	Cameroon	EDUCATION II	FURNITURE PHASE II LOT 1	Goods	5000017429	26 757
ETUDES ET WORKS	Cameroon	FORESTRY SUPPORT.	Contract for Marketing Produce	?		
GARANTIE MUTUELLE	Cameroon	NAT. AGRIC. EXTEN. & RES. SUP. PROG.	Vehicle and m/cycle insurance lot 2	Services	5000018273	18 231
GRESCERAM	Cameroon	EDUCATION II	WORKS MONATELE II SCHOOL	Works	5000017260	55 831
PRICE WATERHOUSE	Cameroon	NORTH-WEST REF. RURAL DEV.	AUDIT FY2000/2001 ET	Services	5000016936	38 457
STE AFRICAINE	Cameroon	NAT. AGRIC. EXTEN. & RES. SUP. PROG.	Vehicle and m/cycle insurance lot 1	Services	5000018272	25 233
STE AZUR CAMEROON	Cameroon	EDUCATION II	WORKS BATOUMBI SCHOOL	Works	5000017265	95 595
STE GENTRALEC BTP	Cameroon	EDUCATION II	WORKS TINTO SCHOOL	Works	5000017271	86 082
STE INTERNATIONAL	Cameroon	EDUCATION II	WORKS EYUMJOCK AND EKOK SCHOOLS	Works	5000017270	237 253
STE MIAMI WORLD	Cameroon	EDUCATION II	WORKS EKONDO-TITI & DIBONDA SCH.	Works	5000017268	167 167
STE SOGRAC	Cameroon	EDUCATION II	WORKS NGUTI & WONE SCHOOL	Works	5000017267	173 426
CABINET D'ETUDE ET	Gabon	EDUCATION III	A/C CHECKING & FIN. DOC. PROJECTS	Services	5000018340	64 397
CABINET D'ETUDE ET	Gabon	HEALTH SERV. DEV. PROJ.	PROJECT A/C AUDITING	Services	5000017857	45 662
ISSEA	Eq. Guinea	INSTITUTION. SUPP. TO MINIST.	TRAINING IN STATISTICS	Services	5000017098	15 639
PRICE	Eq. Guinea	INSTITUTION. SUPP. TO MINIST.	ACCOUNTING ASSISTANCE	Services	5000017104	65 894
Cameroon Total		Number of Awardees: 34	Total Amount			2 287 169

Awardee : Canada

Awardee	Country	Project	Type of Service	Type	Contract no.	UA Amount
NTG CLARITY NETWORKS	Algeria	SUPPORT PROJ FOR SECTOR	Contract Assistance Project Management	Services	5000017929	964 960
CIMA INTERNATIONAL	Burkina Faso	SECOND ROAD PROGRAMME	REHABILITATION WORKS INSPECTION	Services	5000016956	629 042
CIMA INTERNATIONAL	Burkina Faso	LIVESTOCK DEV. PROJ. SOUM II	DAIRY FARMING FEASABILITY RESEARCH	Services	5000017175	86 368
SNC LAVALIN	Gambia	WATER SUPPLY & SANITAT STUDY	Consultancy Services	Services	5000016993	734 6670
LAVALIN INTERNATIONAL	Guinea	RURAL. WATER SUPPLY PROJ IN	Cons. Eng. Drilling and A	Services	5000017543	1 087 215
SETYM INTERNATIONAL	Guinea-Bissau	RURAL DEV. INST. SUPPORT	STAFF AND OP TRAINING	Services	5000018252	73 526
THE COMMISSION	Mali	EDUCATION III	Further Training	Services	5000017216	110 485
The COMMISSION	Mali	EDUCATION III	SEGOU & DIRE EQUIPMENT	Goods	5000017911	606 898
CIDE	Mauritania	TEN-YEAR DEV. SUPPORT	Des. Teaching and Research Programme	Services	5000016983	182 780
M/S TECSULT	Mauritania	TEN-YEAR DEV. SUPPORT	Deft. Education Regulatory Framework	Services	5000016984	196 553
S.G CONSULTING GROUP	Multinational	STRENGTHENING PROJECT	Retraining of Trainers	Services	5000018134	60 471
CIMA INTERNATIONAL	Niger	WATER STUDY PROGRAMME	Agadez Diffa Inventory of Water Resources	Services	5000017084	209 780
CIMA INTERNATIONAL	Niger	Niger-Str. Nat. domestic power	Study on the definition of a SNED	Services	5000017247	556 620
CIMA INTERNATIONAL	Niger	DS QUALITY IMPROVEMENT PROJ.	Grant Executing Agency	5000017345	409 470	
CIMA INTERNATIONAL	Niger	DS QUALITY IMPROVEMENT PROJ.	Loan Executing Agency	Services	5000017346	1 311 263
CIMA INTERNATIONAL	Niger	Niger-Str. Nat. domestic power	Contract in Canadian dollars	Services	5000017578	317 935
TECSULT	Niger	Env. Impact study	EIA Study Kandadji Programme	Services	5000018183	993 814
CIMA INTERNATIONAL	Chad	WATER DEVELOPMENT	PVERS Works Inspection	Services	5000017135	395 289
TECSULT	Chad	EDUCATION PROJECT V	Study Micro-enterpr. Informal Sect	Services	5000017986	19 895
TECSULT	Chad	EDUCATION PROJECT V	FO Admin. Reorganization Support	Services	5000017989	13 817
TECSULT	Chad	EDUCATION PROJECT V	Support FONAP Mktg and Communic.	Services	5000017990	13 817
TECSULT	Chad	EDUCATION PROJECT V	Monitoring/Eval. ETFP System Supp..	Services	5000017985	19 895
TECSULT	Chad	EDUCATION PROJECT V	Support to SE/CONEFE planning management	Services	5000017984	16 226
TECSULT	Chad	EDUCATION PROJECT V	Preparation Trade Directory (OBSEFE	Services	5000017988	19 895
TECSULT	Chad	EDUCATION PROJECT V	Preparation Regulatory Frame. Voc. Train.	Services	5000017987	15 229
Canada Total		Number of Awardees: 25		Total Amount		9 045 912

Awardee: Cape Verde

Awardee	Country	Project	Type of Service	Type	Contract no.	UA Amount
KHYM NEGOCE LDA	Cape Verde	INST. SUPP. TO MIN. PLAN &	AIR-CONDITIONING	Goods	5000016919	31 936
MULTIDATA, LDA	Cape Verde	EDUCATION PROJECT II	EQUIPMENT PROCUREMENT	Goods	5000017212	310 301
PRIROMAC LDA	Cape Verde	INST. SUPP. TO MIN. PLAN &	DOCUMENTATION	Goods	5000016921	22 242
Sociedade de Electricidade	Cape Verde	FISHING DEVELOPMENT	INDP A/COND.	Goods	5000017003	14 443
XERART SA	Cape Verde	FISHING DEVELOPMENT	Auditor. Equipment Supply Contract	Goods	5000017329	60 831
Cape Verde Total		Number of Awardees: 5		Total Amount		439 754

Awardee: China

Awardee	Country	Project	Type of Service	Type	Contract no.	UA Amount
CHINA JIANGSU	Eritrea	EMERGENCY RECONSTRUCTION	Construction of TTI in Adi Keyih	Works	5000017405	3 785 130
CHINA INTERNATIONAL	Eritrea	EMERGENCY RECONSTRUCTION	Segeneitti Emergency W.S Civil Works	Works	5000017537	2 106 770
CHINA ROAD AND BRIDGE	Ethiopia	BUTAJIRA - HOSSAINA -SODO ROAD	CONTRACT 2: BUTAJIRA - HOSSAINA	Works	5000017475	13 067 160
CHINA JIANGSU INTL	Ethiopia	KOGA IRRIG. & WATERSHED MANAGT	CONTRACT Nr KDIP KOGA DAM	Works	5000018063	5 120 499

AFRICAN DEVELOPMENT BANK

AFRICAN DEVELOPMENT FUND

CHINA INTL WATER -	Ghana	TETTEH QUARSHIE CIRCLE MAMFE	TETTEH QUARSHIE -MAMFE	Works	5000017001	9 903 087
CHINA GEO-ENGINEERING	Mali	LAYOUT OF IRRIGATED SCHEME	Works Layout for Maninkou Scheme	Works	5000018013	6 645 651
BEIJING CHANG CHENG	Mauritius	SOUTH EASTERN HIGHWAY PROJECT	CONSTRUCTION OF SOUTH EASTERN	Works	5000017173	4 500 101
BEIJING CHANG CHENG	Mauritius	SOUTH EASTERN HIGHWAY PROJECT	CONSTRUCTION OF SOUTH EASTERN	Works	5000017174	4 500 101
NANTONG	Mozambique	EDUCATION III PROJECT	CONSTRUCTION OF CIAI SECONDARY	Works	5000017197	1 324 008
MCC CHINA	Mozambique	MAPUTO WATER SUPPLY	Main Rehabilitation Works	Works	5000018048	14 334 210
MCC CHINA	Mozambique	MAPUTO WATER SUPPLY	MAIN WORKS MZM	Works	5000018372	3 304 428
CHINA ELECTRIC POWER	Tanzania	DAR ES SALAAM WATER SUPPLY &	Rehabilitation of Sewerage Systems (CP	Works	5000017369	4 036 502
CHINA GANSU	Zambia	CENTRAL PROV. RURAL	495 Boreholes in Serenje District	Works	5000017274	1 104 347
China Total		Number of Awardees: 13		Total Amount		73 731 994

Awardee: South Korea

Awardee	Country	Project	Type of Service	Type	Contract no.	UA Amount
KEANGNAM	Ethiopia	BUTAJIRA - HOSSAINA -SODO ROAD	CONTRACT 3: - HOSSAINA - SODO	Works	5000017482	12 790 676
South Korea Total		Number of Awardees: 1		Total Amount		12 790 676

Awardee: Ivory Coast

Awardee	Country	Project	Type of Service	Type	Contract no.	UA Amount
KABA KABINE	Angola	PROGRAMME REHABILITATION	PROCUREMENT SPECIALIST	Services	5000017934	103 709
CENTRE AFRICAIN DE	Burkina Faso	HEALTH II	DEVELOPMENT STUDY ON	Services	5000017504	85 700
DELOITTE & TOUCHE	Rwanda	RESUMPTION OF EMERGENCY ACT.	AUDIT 2003 & 2004	Services	5000018057	12 417
SYRIS INFORMATIQUE	Rwanda	DAIRY CATTLE DEVELOPMENT	Training and Manual for acct. management	Services	5000017858	33 928
International Centre	Eritrea	AGRIC. MODERNIS. & INTENS. PROJ.	Final Evaluation	Services	5000018172	31 141
Ivory Coast Total		Number of Awardees: 5		Total Amount		266 894

Awardee: Denmark

Awardee	Country	Project	Type of Service	Type	Contract no.	UA Amount
IAPSO	Angola	REHAB. PROGRAMME	VEHICLES	Goods	5000017045	98 040
IAPSO	Cameroon	FAMILY INCOME IMPROVE. PROG.	PROCUREMENT OF40 M/CYCLES	Goods	5000016859	60 781
UNICEF	Djibouti	SOCIAL FUND FOR DEVELOPMENT	Supply of Essential Drugs	Goods	5000018137	121 857
KJAER AND KJAER	Mozambique	EDUCATION III PROJECT	EQUIP PROCURMENT	Goods	5000017094	58 910
KJAER AND KJAER	Mozambique	EDUCATION III PROJECT	EQUIP PROCUREMENT	Goods	5000017095	2 507
KJAER AND KJAER	Mozambique	EDUCATION III PROJECT	EQUIP PROCUREMENT	Goods	5000017110	58 910
KJAER AND KJAER	Mozambique	EDUCATION III PROJECT	EQUIP PROCUREMENT	Goods	5000017113	2 507
UNDP IAPSO	Multinational	STRENGTHENING PROJ.	DATA-PR. EQUIPMENT AND	Goods	5000017147	96 651
UNDP IAPSO	Uganda	HEALTH SECTOR SUPPORT	SUPPLY OF 2 VEHICLES	Goods	5000016826	44 167
UNDP/IAPSO	Uganda	SUPPORT TO THE HEALTH SECTOR	SUPPLY OF MOTOR VEHICLES	Goods	5000017348	30 537
UNICEF	Rwanda	EMERG. INFRAST. REHAB. PROJ.	Supply Medic. Equipment 2HD and 4	Goods	5000016931	567 584
UNICEF	Rwanda	CONTROL SUPPORT	Procurement Rolling-stock	Goods	5000017961	79 752
UNICEF	Rwanda	VOCAT. TRAINING UPGRADE	Sec. schools and ISAE Equipment	Goods	5000016992	245 642
UNICEF	Rwanda	VOCAT. TRAINING UPGRADE	Equipment 2 ETO and ISAE	Goods	5000017231	39 457
IAPSO	Sierra Leone	ARTISANAL FISHERIES	IAPSO/WBB/O/SIL/70037-1-2-3/HMS	Goods	5000017315	135 052

RAMBOLL	Tanzania	ROADS REHABILITATION/UPGRADING	SUPERVISION OF REGIONAL ROADS	Services	5000016870	899 944
Denmark Total		Number of Awardees: 16	Total Amount			2 542 297

Awardee: Djibouti

Awardee	Country	Project	Type of Service	Type	Contract no.	UA Amount
DJIB-AUDAS	Djibouti	INTEG. FISHING DEV PROJ.	PROJECT AUDIT	Services	5000017387	11 234
MENUISERIE CHEZ ALI	Djibouti	EDUCATION II	SCHOOL FURNITURE FOR CES ..	Goods	5000018194	68 513
Djibouti Total		Number of Awardees: 2	Total Amount			79 747

Awardee: Egypt

Awardee	Country	Project	Type of Service	Type	Contract no.	UA Amount
NORTH SOUTH	Djibouti	SUPPORT FOR ADVANCEMENT OF	ASSISTANCE CONTRACT	Services	5000017939	106 101
FUJISTU SERVICE	Egypt	AGRICULTURAL LINE OF CREDIT TO	Supply of Management Information System	Goods	5000018192	111 940
NORTH SOUTH	Eq. Guinea	INSTITUT. SUPPORT TO MINIST.	CAPACITY BUILDING	Services	5000017099	56 048
Egypt Total		Number of Awardees: 3	Total Amount			274 089

Awardee: Eritrea

Awardee	Country	Project	Type of Service	Type	Contract no.	UA Amount
COMPLANT Eritrea Co.	Eritrea	EMERGENCY RECONSTRUCTION	Ade Keyih Emergency W. S. Headworks	Works	5000016999	600 444
CONTINENTAL	Eritrea	NATIONAL LIVESTOCK	CONSULTING SERV. OF QUARANTINE	Works	5000016976	37 115
MARSA CONSTRUCTION	Eritrea	EMERGENCY RECONSTRUCTION	DEBAREWA EMERGENCY W.SUPPLY-CIVIL	Works	5000016878	772 603
RODABB Enterprise	Eritrea	CENT. H/LANDS IRRIGATED	CONSTR AERATED STORE AT	Works	5000017564	95 763
WK&SONS CONTRACTORS	Eritrea	NATIONAL LIVESTOCK	CONSTRUCTION OF CENTRAL VET	Works	5000017536	804 293
Eritrea Total		Number of Awardees: 5	Total Amount			2 310 218

Awardee: Spain

Awardee	Country	Project	Type of Service	Type	Contract no.	UA Amount
SAINT GOBAIN	Tunisia	SYSTEM SANITATION	Supply of tempered glass insulators	Goods	5000018106	1 634 609
Spain Total		Number of Awardees: 1	Total Amount			1 634 609

Awardee: United States

Awardee	Country	Project	Type of Service	Type	Contract no.	UA Amount
YALE UNIVERSITY	Ghana	COMMUNITY FORESTRY	POST GRADUATE TRAINING2 YALE	Services	5000017974	16 155
MEDICAL CARE	Madagascar	HEALTH PROJECT II	ARCHIT.&TECHN DESIGN.& WORKS SUPERV	Services	5000017297	591 028
AHEAD-GRE CONSULTING	Malawi	CUSTOM. LAND REFORM & SUSTAIN.	CONSULTANCY SERVICES	Services	5000017233	127 272
AMERICAN MEDICAL	Eritrea	HEALTH PROJECT I	Instal. Hospital supplies and furniture	Goods	5000017005	110 355
GARY A. WALKER	Sierra Leone	SOCIAL ACTION SUPPORT PROJECT	NaCSA's Senior Advisor Contract	Services	5000017587	95 343
USA Total		Number of Awardees: 5	Total Amount			940 153

Awardee: Ethiopia

Awardee	Country	Project	Type of Service	Type	Contract no.	UA Amount
ABEBE KIFLE BUILDING	Ethiopia	EDUCATION III	CONS OF SCHOOL4 NEW IN NORTH	Works	5000017420	115 804
AFRICAWIT BUILDING	Ethiopia	NATIONAL LIVESTOCK	QUARANTINE STATION AFAR	Works	5000017046	466 608
ALLIANCE	Ethiopia	EDUCATION III	CONS OF SCHOOL4 NEW IN EAST GOJJAM	Works	5000017433	93 571
ASSOCIATED	Ethiopia	KOGA IRRIG. & WATERSHED MANAGT	CONSULT. SERVICES DESIGN-CONTR.	Services	5000017305	79 737
AYCHEW NEGASH DESSIE	Ethiopia	EDUCATION III	CONS SCHOOL6 NEW PRIM NORTH	Works	5000017426	125 528
BEKALU MINDA BUILD.	Ethiopia	NATIONAL LIVESTOCK	F/95 Wolayita, Assela, Nazareth, Moyal	Works	5000017054	1 123 376
HABTEAB TESFU	Ethiopia	EDUCATION III	CONS SCHOOL3 UPGRA IN NORTH	Works	5000017430	120 164
HAGBES PVT LTD CO	Ethiopia	NATIONAL LIVESTOCK	FEEDMILL,SUBPUMP,BAILER,TRACTOR,T	Goods	5000017999	146 831
HASSEN AHMED B.C.	Ethiopia	EDUCATION III	C SC4 NEW IN WAG HAMERA&NORTH	Works	5000017419	109 293
JAMBO CONSTRUCTION	Ethiopia	NATIONAL LIVESTOCK	D/95 vET Lab in Gambela and Assosa	Works	5000017051	583 162
JIBRIL GERESSU	Ethiopia	NATIONAL LIVESTOCK	E/95 AI Centre in Bahir Dar	Works	5000017052	349 445
JIBRIL GERESSU	Ethiopia	NATIONAL LIVESTOCK	Check pt, AI Centre in Addis and Kalit	Works	5000017049	383 088
KEBEDE KASSAYE B.C	Ethiopia	EDUCATION III	CONS SCHOOL4 UPGRAD IN EAST	Works	5000017434	154 166
MICRO BASE COMPUTER	Ethiopia	GENALE DAWA RIVER BASIN INTEG.	SUPPLY OF PRINTERS	Goods	5000017580	1 540
ORBIT ENGINEERING AND	Ethiopia	NATIONAL LIVESTOCK	Construction QS, CP and AI Centre	Works	5000018403	911 437
SAMUEL MINASSIE	Ethiopia	EDUCATION III	CONS SCHOOL2 UPG IN WAG	Works	5000017421	75 855
SHALA ENGINEERING	Ethiopia	EDUCATION III	CONS SCHOOL4 UPG IN NORTH	Works	5000017418	163 363
SHARPCON	Ethiopia	EDUCATION III	CONST OF SCHOOL4 NEW IN SOUTH	Works	5000017415	84 254
SHARPCON	Ethiopia	EDUCATION III	CONS SCHOOL4 NEW IN NORTH	Works	5000017416	85 104
SHARPCON	Ethiopia	EDUCATION III	CONS SCHOOL6 NEW IN NORTH GONDAR	Works	5000017427	147 487
SOLOMON AZEZE G.C.	Ethiopia	EDUCATION III	CONS SCHOOL4 NEW IN EAST GOJJAM	Works	5000017431	79 805
SYSTEM TECHNOLOGY	Ethiopia	GENALE DAWA RIVER BASIN INTEG.	SUPPLY OF PRINTER	Goods	5000017077	17 019
TADELE BERHE B.C	Ethiopia	EDUCATION III	CONST OF SCHOOL4 NEW IN SOUTH	Works	5000017411	106 375
TSEGAYE NEGUSSIE	Ethiopia	EDUCATION III	CONS OF SCHOOL3 UPG IN WEST	Works	5000017423	102 511
TSEGAYE NEGUSSIE	Ethiopia	EDUCATION III	CONST SCHOOL 2 UPGRAD SOUTH	Works	5000017410	72 285
TSEGAYE NEGUSSIE	Ethiopia	EDUCATION III	CONS OF SCHOOL5 NEW IN WEST	Works	5000017422	104 803
UNITRAC	Ethiopia	GENALE DAWA RIVER BASIN INTEG.	SUPPLY OF 1 PHOTOCOPY MACHINA	Goods	5000017014	5 387
WWDSE - WATER WORKS	Ethiopia	KOGA IRRIG. & WATERSHED MANAGT	CONSULTANCY SERVICES SSI AND RWWS	Services	5000017312	47 919
YESUF ABERA B.C	Ethiopia	EDUCATION III	CONST OF SCHOOL4 UPGRAD SOUTH	Works	5000017412	168 410
METAFERIA CONSULTING	Malawi	INTEGRATED WS & S. FOR CRWB &	Integrated Rural W & San. Proj. N & M	Services	5000017083	930 744
Ethiopia Total		Number of Awardees: 30		Total Amount		6 955 070

Awardee: Finland

Awardee	Country	Project	Type of Service	Type	Contract no.	UA Amount
GEOLOGICAL SURVEY OF	Mozambique	MINERALS RESOURCES MANAGT	Geochemical and Industrial Mineral Sur	Services	5000018114	1 020 272
ABB OY	Zambia	FALLS-KATIMA TRANSMISSION	Construction of 220 kV Substation	Works	5000017510	2 440 737
Finland Total		Number of Awardees: 2		Total Amount		3 461 009

Awardee : France

Awardee	Country	Project	Type of Service	Type	Contract no.	UA Amount
---------	---------	---------	-----------------	------	--------------	-----------

AFRICAN DEVELOPMENT BANK

AFRICAN DEVELOPMENT FUND

PIERRON EDUCATION	Benin	EDUCATION III	EQUIP SEC. EDUC. SCIENCE LAB.	Goods	5000018318	1 534 393
BCEOM-STE FRANCAISE	Eritrea	ASMARA INFRASTRUCTURE	Contract for Consultant's Services	Services	5000017071	1 671 819
BCEOM-STE FRANCAISE	Ethiopia	HARAR WATER SUPPLY &	Supervision of Works	Services	5000017002	1 387 184
SOCIETE FRANCAISE DE	Malawi	INTEGRATED WS & S. FOR CRWB &	Vehicles - 4	Goods	5000018140	53 832
U.N.E.S.C.O.	Mali	EDUCATION III	Agreement between UNESCO and Mali Govt .	Services	5000018041	26 802
ENTREPRISE PIERRON	Mauritania	DEV. SUPPORT	Procuring Equipment and Consumer goods	Goods	5000016985	221 139
BRL INGENIERIE	Mozambique	INTEG. WATER SUPPLY & SANITAT	TA PMU NAMPULA PROVINCE	Services	5000017875	1 150 598
HIGH TECH CONSULTING	Multinational	SYSTEM REFORM	MONETIQUE	Services	5000017304	110 225
SOFRECO -SOCIETE	Niger	FOREST MANAGEMENT	MIDTERM REVIEW	Services	5000017542	31 652
BDPA	Dem. Rep.	Multisect. Instit. Support Project	TECH. ASSISTANCE TO MINISTRY	Services	5000017965	359 412
U.N.E.S.C.O.	Rwanda	REHAB. PRIM. & Schools	TECHN, ASST to	SERVICES	?177 068	
ENTREPRISE PIERRON	Senegal	EDUCATION PROJECT II	Kolda /St-Louis Furniture Supplies	Goods	5000017041	524 367
GROUPEMENT BDPA/EM	Senegal	SUPPORT. DEV. RURAL BASIN	Follow-up and Assessment (ML)	Services	5000017252	23 498
GROUPEMENT BDPA/EM	Senegal	SUPPORT DEV. RURAL BASIN	Follow-up and Assessment	Services	5000017251	70 492
PIERRON ENTERPRISE	Senegal	SUPPORT DEV.PRIM.AND SEC. ED..	Procument Educ. Kits	Goods	5000017957	5 393
PIERRON ENTERPRISE	Senegal	SUPPORT DEV.PRIM.AND SEC. ED.	Procument Educ. Kits	Goods	5000017528	63 035
PIERRON ENTERPRISE	Senegal	SUPPORT DEV.PRIM.AND SEC. ED.	SCIENT. EQUIPMENT PROCUREMENT	Goods	5000017839	755 298
BCEOM	Swaziland	MBABANE BYPASS ROAD (2 INT. RDS	SUPERVISION CONSULTANT	Services	5000017559	1 499 139
RAZEL	Chad	IRRIGATION MAINTENANCE	INTERNAL MAINTENANCE OF POLDER	Works	5000016686	431 919
SOICEX ELECTRONIQUE	Chad	COTTON PRODUCTION AND	Radio Sahr Equipment	Goods	5000017925	199 945
CABLES PIRELLI SA.	Tunisia	SANITATION SYSTEMS	HT Cable Supply	Goods	5000017972	1 764 004
DMS DIDALAB	Tunisia	EDUC. SUPPORT PROJECT	Electr., Chemical and Glassware	Goods	5000018065	1 438 048
DMS DIDALAB	Tunisia	EDUC. SUPPORT PROJECT	Procurement of Teaching Aids S1L1&2	Goods	5000018225	104 013
Entreprise Baudin	Tunisia	INFRASTRUCTURE MODERNISATION	REP/STRENGH/RECONSTR -OA	Works	5000018157	1 321 268
ENTREPRISE PIERRON	Tunisia	EDUC. SUPPORT PROJECT	PHYS. SCIEN. EQUIPMENT 300 LABO (LT 4)	Goods	5000017589	339 839
Groupement	Tunisia	INFRASTR. MODERNIS.	CONFORT/30A-FER MET.LIGNE	Works	5000018159	523 705
Groupement	Tunisia	INFRASTR. MODERNIS.	REPAR/RENF-OA METAL DES	Works	5000018160	755 929
JEULIN	Tunisia	EDUCATION SUPPORT PROJECT	PHYS. SCIEN. EQUIPMENT 300 LABO (LT	Goods	5000017590	2 486 966
JEULIN	Tunisia	EDUCATION SUPPORT PROJECT	PROC. ELECT&CHEM GOODS &GLASS	Goods	5000018066	2 508 981
JEULIN	Tunisia	EDUCATION SUPPORT PROJECT	PROC. TEACHING AIDS	Goods	5000018072	283 117
PIERRON ENTERPRISE	Tunisia	EDUCATION SUPPORT PROJECT	PROC. ELECT&CHEM GOODS, GLASSWARE	Goods	5000018068	342 847
Pirelli Énergie Câbles et	Tunisia	SANITATION SYSTEMS	HT Cable supply	Goods	5000018338	133 596
RAILTECH	Tunisia	INFRASTR. MODERNIS.	Menu Mat -lot 2: 70.000 Butées iso-NA	Goods	5000017215	81 939
France Total		Number of Awardees: 33	Total Amount			22 381 462

Awardee: Gabon

Awardee	Country	Project	Type of Service	Type	Contract no.	UA Amount
ISTA-INSTITUT	Chad	EDUCATION PROJECT V	Training of 20 ETFP Employees	Services	5000017991	31 072
Gabon Total		Number of Awardees: 1	Total Amount			31 072

Awardee: Gambia

Awardee	Country	Project	Type of Service	Type	Contract no.	UA Amount
KPMG-PEAT MARWICK	Gambia	HEALTH SERVICES DEVELOPMENT	Service Contract for Auditing Services	Services	5000018224	7 682

Gambia Total **Number of Awardees:** 1 **Total Amount** 7 682

Awardee: Ghana

Awardee	Country	Project	Type of Service	Type	Contract no.	UA Amount
African Automobile Ltd	Ghana	POVERTY REDUCTION	1 4X4 CROSS COUNTRY STATION WAGON	Goods	5000018285	22 434
AUTO PARTS LIMITED	Ghana	SMALL SCALE IRRIGATION	SSIDP/VEH/LOT 2	Goods	5000017079	103 240
AUTO PARTS LIMITED	Ghana	INSTITUT SUPP. FOR GOVERN &	SUPPLY OF VEHICULE	Goods	5000017876	23 923
AUTO PARTS LIMITED	Ghana	FOOD CROPS DEVELOPMENT	PROCUREMENT 4 DOUBLE CABINE 4WD	Goods	5000018081	37 862
C.B & ASSOCIATES	Ghana	INSTITUT SUPP. FOR GOVERN &	CONSULTING SERVICES FOR LOCAL	Services	5000017634	1 726 194
CENTRE FOR	Ghana	FOOD CROPS DEVELOPMENT	Group form. and training W. Gonja&Yend	Services	5000018075	42 770
COMMON ACTION FOR	Ghana	FOOD CROPS DEVELOPMENT	GROUP FORMATION KRACHI DISTRICT	Services	5000017140	16 573
DELOITTE AND TOUCHE	Ghana	INSTITUT SUPP. FOR GOVERN &	CONSULTING SERVICES FOR AUDIT	Services	5000017877	9 860
DIGITRONIX SYSTEMS	Ghana	RURAL FINANCIAL SERVICES	PROCUREMENT OF UPS	Goods	5000017168	37 857
DIGITRONIX SYSTEMS	Ghana	INSTITUT SUPP. FOR GOVERN &	SUPPLY&INSTALLATION OF COMPUTER	Goods	5000017598	192 534
DIGITRONIX SYSTEMS	Ghana	RURAL FINANCIAL SERVICES	SUPPLY OF 120 PRINTERS	Goods	5000018152	163 700
DIGITRONIX SYSTEMS	Ghana	RURAL FINANCIAL SERVICES	SUPPLY OF UPS FOR SERVERS AND PCs	Goods	5000018155	36 877
DIZENGOFF GHANA	Ghana	RURAL FINANCIAL SERVICES	SUPPLY OF GENERATORS	Goods	5000017495	150 638
ENVIRONMENTAL	Ghana	COMMUNITY FORESTRY	ESM PLANNING & MONITORING	Services	5000017967	30 357
Erdmac Company Limited	Ghana	SMALL SCALE IRRIGATION	TIEGU YARUGU SSIS Lot 23	Works	5000018365	705 472
GHANA AIDS	Ghana	COMMUNITY FORESTRY	Agreement for HIV/AIDS sensitisation	Services	5000017956	24 803
GLOBAL COMPUTER AND	Ghana	RURAL FINANCIAL SERVICES	PROCUREMENT OF NOTE COUNTING	Goods	5000017165	276 799
IPMC LIMITED	Ghana	RURAL FINANCIAL SERVICES	PROCUREMENT OF PC AND SERVERS	Goods	5000017170	253 040
IPMC LIMITED	Ghana	RURAL FINANCIAL SERVICES	SUPPLY OF SERVERS AND PCs	Goods	5000018153	260 404
JAPAN MOTORS TRADING	Ghana	FOOD CROPS DEVELOPMENT	108 motor cycles and crash helmets	Goods	5000017377	124 126
JAPAN MOTORS TRADING	Ghana	POVERTY REDUCTION	1 DOUBLE CABIN PICK-UP	Goods	5000017534	12 878
KUMESH GHANA LIMITED	Ghana	RURAL FINANCIAL SERVICES	PROCUREMENT OF FAX MACHINAS	Goods	5000017166	22 530
KUMESH GHANA LIMITED	Ghana	RURAL FINANCIAL SERVICES	PROCUREMENT OF PHOTOCOPIERS	Goods	5000017167	70 662
LEGNA CONSTRUCTION	Ghana	SMALL-SCALE IRRIGATION	SSIDP/CR/LOT.21SCH/02	Works	5000018358	82 633
MULTI-TELECOM	Ghana	HIGHER INSTITUTE. FOR GOVERN &	SUPPLY& INSTALLATION OF PABX LOT2	Goods	5000017599	72 921
NEWMART BUSINESS	Ghana	INST. SUPPORT TO TWO MINISTRIES	SUPPLY AND INSALLATION OF OFFICE	Goods	5000017210	22 691
OVERSEAS UNION LTD.	Ghana	RURAL FINANCIAL SERVICES	SUPPLY OF MOTOR CYCLES	Goods	5000018154	62 720
OVERSEAS UNION LTD.	Ghana	RURAL FINANCIAL SERVICES	PROCUREMENT OF MOTORCYCLES	Goods	5000017162	62 811
PricewaterhouseCoopers	Ghana	INST. SUPPORT TO TWO MINISTRIES	CONSULTANCY SERV. FOR STUDY IN	Services	5000017518	40 830
PROCON INTERNATIONAL	Ghana	SMALL-SCALE IRRIGATION	SSIDP/2003/399 ACs	Goods	5000017311	4 361
Reiss Information Systems	Ghana	RURAL FINANCIAL SERVICES	SECURITY SAFES AND FILING CABINETS	Goods	5000017171	177 062
SELF-HELP FOUNDATION	Ghana	FOOD CROPS DEVELOPMENT	GROUP FORMATION SEKYERE EAST	Services	5000017139	20 875
ST MICHEL INFORMATION	Ghana	HIGHER INSTITUTE. FOR GOVERN &	SUPPLY& IMPLEMENTATION OF ARCHIVE	Goods	5000017600	62 033
THEOPHILUS V.A.	Ghana	TETTEH QUARSHIE CIRCLE MAMFE	CONSULTANCY PROJECT ACCOUNT FOR	Services	5000018022	65 418
Ultimate Supplies Limited	Ghana	POVERTY REDUCTION	PERSONAL COMPUTERS AND	Goods	5000017404	39 158
Ultimate Supplies Limited	Ghana	RURAL FINANCIAL SERVICES	PROCUREMENT OF PRINTERS	Goods	5000017169	164 976
Ghana Total		Number of Awardees: 36	Total Amount			5 224 021

Awardee: Guinea

Awardee	Country	Project	Type of Service	Type	Contract no.	UA Amount
DIAMATIC	Guinea	HEALTH III	IT Material Supply Contract	Goods	5000016957	25 294
ECPI	Guinea	UPPER GUINEA. DEV.PROJECT	Const-equip. 02 schools (Banankoro-Land	Works	5000016899	37 910
ENTREPRISE KALOUM	Guinea	UPPER GUINEA. DEV.PROJECT	Mech. Maintenance Fissadou-Yara Feeder Rd.	Works	5000016805	125 071
GUITRAB	Guinea	UPPER GUINEA. DEV.PROJECT	Const.-equip. 01 school (Yara)	Works	5000016898	24 353
SERPAG SA	Guinea	UPPER GUINEA. DEV.PROJECT	Const.-equip.02 schools (Moya-Kerekoro)	Works	5000016896	42 305
SERPAG SA	Guinea	UPR GUINEA. HANDICR.DEV.PROJECT	Fishing Ports Construction	Goods	5000018008	2 044 705
Groupement BAEC-KPMG	Multinational	ROAD	PROJECT AUDIT IN GUINEA	Services	5000017941	31 826
Guinea Total		Number of Awardees: 7			Total Amount	2 331 464

Awardee: Guinea-Bissau

Awardee	Country	Project	Type of Service	Type	Contract no.	UA Amount
ESCOLA NACIONAL DE LA	Guinea-Bissau	HEALTH II	Min. Health Staff Training	Services	5000017954	85 524
INFORGEST LDA	Guinea-Bissau	RURAL DEV. INST. SUPPORT	IT Equipment and Mat. Contract	Goods	5000017983	47 428
MENCOR LDA IMPORT ET	Guinea-Bissau	RURAL DEV. INST. SUPPORT	Office Furniture	Goods	5000017202	26 074
SOCIETE FRANCAISE DE	Guinea-Bissau	RURAL DEV. INST. SUPPORT	PAIDR/ROLLING-STOCK	Goods	5000017295	244 724
SOCIETE FRANCAISE DE	Guinea-Bissau	RURAL DEV. INST. SUPPORT	AIR-CON GENERATOR SET	Goods	5000018331	55 301
Guinea-Bissau Total		Number of Awardees: 5			Total Amount	459 051

Awardee: Mauritius

Awardee	Country	Project	Type of Service	Type	Contract no.	UA Amount
DE CHAZAL DU MEE	Chad	WATER DEVELOPMENT	PVERS/AUDIT/2002-2003	Services	5000018049	53 109
Mauritius Total		Number of Awardees: 1			Total Amount	53 109

Awardee: India

Awardee	Country	Project	Type of Service	Type	Contract no.	UA Amount
INTERCONTINENTAL	Ethiopia	BUTAJIRA - HOSSAINA -SODO ROAD	WORKS SUPERVISION	Services	5000016945	680 559
WATER AND POWER	Ethiopia	KOGA IRRIG. & WATERSHED MANAGT	CONSULT. SERV. FOR ENVIR MONIT.	Services	5000017622	62 000
INTERCONTINENTAL	Tanzania	ROADS REHABILITATION/UPGRADING	SUPERVISION OF KAGOMA-LUSAHUNGA	Services	5000016871	573 014
BALAJI INDUSTRIAL AND	Zambia	CENTRAL PROV. RURAL	410 Boreholes in Mumbwa District	Works	5000017277	1 375 888
KEC INTERNATIONAL	Zambia	FALLS-KATIMA TRANSMISSION	Construction of 220 kV Transmission Line	Works	5000017512	6 804 275
MEERA & CEIKO PUMPS	Zambia	CENTRAL PROV. RURAL	Supply of 2550 INDIA MARK II Hand Pump	Goods	5000017946	405 869
India Total		Number of Awardees: 6			Total Amount	9 901 606

Awardee: Italy

Awardee	Country	Project	Type of Service	Type	Contract no.	UA Amount
ABB SOLUTIONSSPA	Multinational	NGA/TGO/BEN.POWER	Lot A1: Transmission Line	Goods	5000017895	4 800 022
SALINI COSTRUTTORI	Sierra Leone	BUMBUNA HYDRO-ELECTRIC	Supply of Runner - Electromech Equipment	Goods	5000016796	145 506
SALINI COSTRUTTORI	Sierra Leone	BUMBUNA HYDRO-ELECTRIC	Civil Works and Structures	Goods	5000016802	502 818
SALINI COSTRUTTORI	Sierra Leone	EDUCATION II	Addendum decided at 4 to 6 Feb Meeting	Goods	5000016959	498 013

SALINI COSTRUTTORI	Sierra Leone	BUMBUNA HYDRO-ELECTRIC	Addendum decided at 4 to 6 Feb Meeting	Goods	5000016790	2 717 455
STUDIO PIETRANGELI	Sierra Leone	BUMBUNA HYDRO-ELECTRIC	Addendum to 1991 Consultancy Contract	Services	5000016798	118 580
STUDIO PIETRANGELI	Sierra Leone	BUMBUNA HYDRO-ELECTRIC	Extension of Consultancy Services	Services	5000017390	83 600
STUDIO PIETRANGELI	Sierra Leone	EDUCATION II	Extension of Consultancy Services	Services	5000017391	48 062
Italy Total		Number of Awardees: 8		Total Amount		8 914 056

Awardee: Japan

Awardee	Country	Project	Type of Service	Type	Contract no.	UA Amount
J. GERBER AND	Malawi	RURAL INCOME ENHANCEMENT	Supply of 83 Units of Motorcycles	Goods	5000016768	115 056
J. GERBER AND	Malawi	LAKE MALAWI ARTISANAL FISHERIES	SUPPLY OF VEHICLES AND MOTO CYCLES	Goods	5000017583	32 639
Japan Total		Number of Awardees: 2		Total Amount		147 696

Awardee: Kenya

Awardee	Country	Project	Type of Service	Type	Contract no.	UA Amount
GATERO INSTRUMENTS	Kenya	RURAL HEALTH PROJECT II	SUPPLY OF FURNITURE	Goods	5000017298	114 083
SIR ALEXANDER GIBBS	Multinational	TANZANIA/KENYA:ARUSHA-NAMANGA-	CONSULTANCY SERVICES FOR FEAS &	Services	5000017043	619 997
INTERCROSS AGENCIES	Uganda	SUPPORT TO THE ESIP (EDUC. II	SUPPLY & INSTALLATION OF SCIENTIFIC	Goods	5000017072	185 369
LANDIS LTD	Rwanda	TECH. EDUC. SUPPORT	Agricultural Material for ISAE	Goods	5000018206	82 850
Kenya Total		Number of Awardees: 4		Total Amount		1 002 298

Awardee: Lesotho

Awardee	Country	Project	Type of Service	Type	Contract no.	UA Amount
SELKOL 1983 (PTY) LTD	Lesotho	EDUCATION II PROJECT	SUPPLY & DELIVERY OF PRIM SCHO FURN	Goods	5000018036	72 777
SELKOL 1983 (PTY) LTD	Lesotho	EDUCATION II PROJECT	SUPPLY & DELIVERY OF PRIM SCHO FURN	Goods	5000018034	86 093
SELKOL 1983 (PTY) LTD	Lesotho	EDUCATION II PROJECT	SUPPLY & DELIVERY OF PRIM SCHO FURN	Goods	5000018035	85 202
Electro-hydro	Tunisia	INTEG. AGRICULT. DEVELOPMENT.	Terbenta Drilling Equipment	Goods	5000017386	21 779
Lesotho Total		Number of Awardees: 4		Total Amount		265 851

Awardee: Madagascar

Awardee	Country	Project	Type of Service	Type	Contract no.	UA Amount
CIMELTA MADAGASCAR 450 000	Madagascar	BAS MANGOKY SCHEME REHAB. PROJ.	EMERG. REH. WORKS CANAL P1&VANNE AVIO	Works	5000017201	
CIMELTA MADAGASCAR COGENAL 609 824	Madagascar	BAS MANGOKY SCHEME REHAB. PROJ.	HYDROMECH SUPPLIES AND INSTALLATION	Works	5000018255	330 576
COGENAL 525 670	Madagascar	BAS MANGOKY SCHEME REHAB. PROJ.	EMERG. WORKS. LOT 2 REP DYKE PROT TEARS ?	Works	5000017259	
COGENAL DELTA AUDIT	Madagascar	BAS MANGOKY SCHEME REHAB. PROJ.	EMERG. WORKS LOT 3 REH RES DRA CUR REC	Works	5000017264	
DELTA AUDIT	Madagascar	BAS MANGOKY SCHEME REHAB. PROJ.	WORKS REHABILITATION SECTOR	Works	5000017944	223 139
ECA - ANDRISOA	Madagascar	EDUCATION III	AUDIT PROJECT ACCOUNTS	Services	5000018039	3 511
ECA - ANDRISOA	Madagascar	BAS MANGOKY SCHEME REHAB. PROJ.	IRRIG.SECT REH WORKS S 2 OF	Works	5000018390	128 794
ECA - ANDRISOA	Madagascar	BAS MANGOKY SCHEME REHAB. PROJ.	SECTOR MAINTENANCE WORKS for	Works	5000018379	159 877

ECR- EMELIE CLAUDIA	Madagascar	YOUNG ENTREPRENEURS PROJECT	Works Supervision Lot A 4	Services	5000018166	21 681
ENTREPRISE BAUDIN -	Madagascar	BAS MANGOKY SCHEME REHAB. PROJ.	REPAR. AND PROTECTION BEVOAY INTAKE	Works	5000018238	322 535
ENTREPRISE BAUDIN -	Madagascar	BAS MANGOKY SCHEME REHAB. PROJ.	REP DE PROT LOWER DYKE	Works	5000018247	192 206
ENTREPRISE D'ETUDE	Madagascar	BAS MANGOKY SCHEME REHAB. PROJ.	Rehab. Works Road N°9	Works	5000017061	1 217 699
ENTREPRISE GENERALE 765 000	Madagascar	BAS MANGOKY SCHEME REHAB. PROJ.	EMERG. WORKS. LOT 1 REH. BEF. CANAL REP.	Works		5000017256
ENTREPRISE GENERALE	Madagascar	BAS MANGOKY SCHEME REHAB. PROJ.	TVX REH CANAL P1& CORR PTS NOIRS	Works	5000017940	659 499
ENTREPRISE GENERALE	Madagascar	BAS MANGOKY SCHEME REHAB. PROJ.	REF DYKE PROTECTION PK5+100 AU	Works	5000017942	401 650
ENTREPRISE GROUPEMA	Madagascar	BAS MANGOKY SCHEME REHAB. PROJ.	REF. DYKE PROTEC. PK31+800 AU	Works	5000017947	325 000
ENTREPRISE LEONG BTP	Madagascar	YOUNG ENTREPRENEURS PROJECT	ROAD REHAB. Lot 7 and 11	Works	5000018384	306 544
ENTREPRISE VITASOA	Madagascar	BAS MANGOKY SCHEME REHAB. PROJ.	REH. WRKS CAN P1 NET EMP PK0-PK22,254	Works	5000018266	14 401
ENTREPRISE VITASOA	Madagascar	BAS MANGOKY SCHEME REHAB. PROJ.	REH WRKS CAN P1 NET EMP	Works	5000018268	11 844
ENTREPRISE VITASOA	Madagascar	BAS MANGOKY SCHEME REHAB. PROJ.	REHABIL. WORKS IRRIGATION SECTOR	Works	5000017962	118 079
ERASTMA	Madagascar	BAS MANGOKY SCHEME REHAB. PROJ.	REH WORKS S103-S104,T01T04,S107-S109	Works	5000018297	142 169
ESPACE INGENIERIE	Madagascar	YOUNG ENTREPRENEURS PROJECT	Works Supervision lot A 1	Services	5000018167	8 487
FOFIFA	Madagascar	NATIONAL CONTROL PROJECT	TRAINING MASTER SILAT	Services	5000018204	25 157
GROUPEMENT MADPRINT	Madagascar	HEALTH PROJECT II	DUPLIC 400.000 PRESCRIPTIONS - BILL	Goods	5000018411	165 558
I.R.A.I.R Sarl	Madagascar	YOUNG ENTREPRENEURS PROJECT	Road Rehab. Lot 6 and 8	Works	5000018386	174 504
IMPRIMERIE NEWPRINT	Madagascar	HEALTH PROJECT II	DUPLIC 2.700 MONTHLY REPORTS	Goods	5000018421	423
IMPRIMERIE NEWPRINT	Madagascar	HEALTH PROJECT II	DUPLIC 4.500 REGIST OF UTILIS	Goods	5000018412	2 149
IMPRIMERIE NEWPRINT	Madagascar	HEALTH PROJECT II	DUPLIC 4.500 BANK BOOKS	Goods	5000018415	1 759
IMPRIMERIE NEWPRINT	Madagascar	HEALTH PROJECT II	DUPLIC 300 ENTRY REGISTERS	Goods	5000018419	554
IMPRIMERIE NEWPRINT	Madagascar	HEALTH PROJECT II	DUPLIC 300 EXIT REGISTERS	Goods	5000018420	554
IMPRIMERIE NEWPRINT	Madagascar	HEALTH PROJECT II	DUPLIC 4.500 CASH BOOKS	Goods	5000018414	1 759
MADPRINT	Madagascar	HEALTH PROJECT II	DUPLIC 6.000 LOGARITHM-TREATMENT	Goods	5000018427	19 418
MADPRINT	Madagascar	HEALTH PROJECT II	DUPLIC 1.000 CASH BOOKS	Goods	5000018429	748
MADPRINT	Madagascar	HEALTH PROJECT II	DUPLIC 300 BANK BOOKS	Goods	5000018428	256
MAZARS/FIVOARANA	Madagascar	REHABILITATION AND MAINTENANCE	Audit of Road Reh.and Maint.	Goods	5000017530	27 477
MAZARS/FIVOARANA	Madagascar	PROTECTION TOWN OF	Toliary City Pro. Audit...	Services	5000017532	13 456
Mme RAHELINIAINA	Madagascar	HEALTH PROJECT II	ADMINISTRATOR SERVICES	Services	5000016881	16 873
SAMS CONSTRUCTION	Madagascar	BAS MANGOKY SCHEME REHAB. PROJ.	SECONDARY DRAIN REH WORKS RE CS1	Works	5000018293	66 068
SIMAPRESS	Madagascar	HEALTH PROJECT II	DUPLIC 35.000 Inventory Cards	Goods	5000018422	860
SOMEAH	Madagascar	YOUNG ENTREPRENEURS PROJECT	Full Project Management -150km track	Services	5000017576	219 682
TSIADY	Madagascar	BAS MANGOKY SCHEME REHAB. PROJ.	SECTOR REH WORKS S114-S116 A S122	Works	5000018296	274 340
Madagascar Total		Number of Awardees: 41		Total Amount		7 949 779

Awardee: Malawi

Awardee	Country	Project	Type of Service	Type	Contract no.	UA Amount
AUTOMOTIVE PRODUCTS	Malawi	INTEGRATED WS & S. FOR CRWB &	Supply & Delivery 12 Motor Cycles	Goods	5000017204	21 667
AUTOMOTIVE PRODUCTS	Malawi	INTEGRATED WS & S. FOR CRWB &	Motor Cycles - 3	Goods	5000018138	5 359
CIRCLE PLUMBING	Malawi	RURAL HEALTH CARE PROJECT III	CONST. MAINT. UNITS/REHAB RH CTR	Works	5000017206	444 646
DELTA CONSTRUCTION	Malawi	RURAL HEALTH CARE PROJECT III	CONSTR. MAINTENANCE	Works	5000016991	704 205
EMC JATULA	Malawi	MACADAMIA NUTS SMALLHOLDER	ENGINEERING-DESIGN-SUPERV. ROAD	Services	5000017180	95 805
GESTETNER LIMITED	Malawi	EDUCATION IV	SUPPLY OF OFFICE EQUIP TO THE PROJ	Goods	5000017539	43 257

AFRICAN DEVELOPMENT BANK

AFRICAN DEVELOPMENT FUND

KPMG	Malawi	EDUCATION IV	AUDIT OF ACCOUNTS	Services	5000018083	2 931
LITTLEWAYS BUILDING	Malawi	RURAL HEALTH CARE PROJECT III	CONST.MAINT.UNIT/REHAB RH CTR	Works	5000017121	779 029
LORDS BEST	Malawi	LAKE MALAWI ARTISANAL FISHERIES	Supply of Assorted Office Equip (Lord'	Goods	5000017628	5 842
LORDS BEST	Malawi	LAKE MALAWI ARTISANAL FISHERIES	Supply of Cash Chest (Lord's)	Goods	5000017629	157
LORDS BEST	Malawi	LAKE MALAWI ARTISANAL FISHERIES	Supply of Other Accessories (Lord's)	Goods	5000017630	1 932
MALLORY	Malawi	RURAL HEALTH CARE PROJECT III	SUPPLY DELIVERY LIBRARY&	Goods	5000017078	46 983
NANGAUNOZGE BUILDING	Malawi	RURAL HEALTH CARE PROJECT III	CONSTR. MAINT. UNITS/REHAB RH	Works	5000016964	679 993
OLIVETTI -MALAWI- LTD	Malawi	LAKE MALAWI ARTISANAL FISHERIES	Supply of Lap Top Computers	Goods	5000017624	2 700
OLIVETTI -MALAWI- LTD	Malawi	LAKE MALAWI ARTISANAL FISHERIES	Supply of Photocopier	Goods	5000017625	10 722
OLIVETTI -MALAWI- LTD	Malawi	LAKE MALAWI ARTISANAL FISHERIES	Supply of LCD Power Point Projector	Goods	5000017626	1 673
OLIVETTI -MALAWI- LTD	Malawi	LAKE MALAWI ARTISANAL FISHERIES	Supply of Air Conditioner	Goods	5000017627	1 218
OLIVETTI -MALAWI- LTD	Malawi	INTEGRATED WS & S. FOR CRWB &	Office Equipment	Goods	5000018139	8 594
SWING MACHINAS	Malawi	EDUCATION III	SUPPLY OF NEEDLEWORK EQUIP FOR 3	Goods	5000017914	3 354
TOPPERS	Malawi	EDUCATION III	SUPPLY OF NEEDLEWORK EQUIP 3	Goods	5000017913	4 425
XEROGRAPHICS	Malawi	LAKE MALAWI ARTISANAL FISHERIES	Supply of Office Equipment (Desk Top P	Goods	5000017623	20 956
Malawi Total		Number of Awardees: 21	Total Amount			2 885 449

Awardee: Mali

Awardee	Country	Project	Type of Service	Type	Contract no.	UA Amount
CIRA-SARL	Burkina Faso	RURAL DEV.PROJ. PIELA-BILANGA	APS AND APD Studies Fittings	Services	5000017908	166 592
Afric Diffusion	Mali	EDUCATION III	IFM teaching Equipment	Goods	5000016880	207 039
AFRIQUE	Mali	EDUCATION III	Provision furniture CFP SEGOU and DIRE	Goods	5000018232	59 116
AGROPEX BTP	Mali	AVERAGE PLAINS DEV. BANI	PPI AND MARSHLAND DEV.	Works	5000018339	304 266
BETICO INGENIEURS	Mali	BAGUINEDA II STUDY	Complementary studies	Services	5000017872	94 984
BETICO INGENIEURS	Mali	BAGUINEDA II STUDY	Complementary studies Part in foreign currency	Services	5000018103	40 273
DIAMA/GROUPE CFAO	Mali	RURAL REGION DEV SUPPORT	4 TT vehicles	Goods	5000016963	81 551
DIAMA/GROUPE CFAO	Mali	NETWORK SUPPORT PROJECT	Procurement vehicles and lots for p	Goods	5000017514	197 945
EGEBAT	Mali	RURAL REGION SUPPORT PROJ	PPIV Dev. Works for Kanio and Wagnaka	Works	5000016962	220 977
Entreprise Sekou BOCOUM	Mali	RURAL REGION SUPPORT PROJ	Dev. Works Koloni-Neminde	Works	5000016980	197 301
Entreprise Sekou BOCOUM	Mali	RURAL REGION SUPPORT PROJ	PPIL dev. Works Ampate-Sine Daga	Works	5000016982	181 517
GEDUR - SA	Mali	RURAL SUPPORT PROJ	Surveys on Seed Production and Require.	Services	5000018178	56 567
GROUPEMENT	Mali	SUPPORT PROJ	LITERACY & ... PROGRAMME	Services	5000017945	187 243
Mamadou SISSOKO,	Mali	NETWORK SUPPORT PROJECT	Supply of 36 Yamaha motorcycles	Goods	5000017513	64 408
Mamadou SISSOKO,	Mali	PROJ.APPUI DEV. RURAL REGION	Purchase of motorcycles and mopeds	Goods	5000017516	81 205
SOCIETE DJIRE SARL	Mali	EDUCATION III	Equipment for CFP Diré, Sévaré, Ségo	Goods	5000016927	426 599
SOCIETE DJIRE SARL	Mali	EDUCATION III	Provision furniture Sévar CFP	Goods	5000018233	34 699
SOCIETE DJIRE SARL	Mali	EDUCATION III	Provision furniture for KIDAL CAP	Goods	5000018234	34 001
SOCIETE OUSMANE	Mali	RURAL REGION DEV SUPPORT PROJ.	Procurement of electronic equipment	Goods	5000017889	92 107
WURTH SLERGY MALI	Mali	RURAL DEVELOPPEMENT PROJECT	Solar Equipment	Goods	5000018023	17 102
MICRONET	Multinational	ROUTE	IT material supply	Goods	5000017327	23 784
Mali Total		Number of Awardees: 21	Total Amount			2 769 276

Awardee: Morocco

Awardee	Country	Project	Type of Service	Type	Contract no.	UA Amount
ASME LASH&SONS	Ethiopia	NATIONAL LIVESTOCK	QS, CP, Lab, Diredawa, Dewele, Tefere, Ber	Works	5000017050	1 140 021
CABINET DAR AL KHIBRA	Morocco	CAPACITY BUILDING	Airport Improvement Project Audit	Services	5000017551	34 470
ENTREPRISE HASSOUNI	Morocco	BASIC EDUCATION SUPPORT PROJ	IBN... COLLEGE CONSTRUCTION WORKS	Works	5000018316	288 750
GROUPEMENT LRM/EMT	Morocco	CAPACITY BUILDING	Cas Terminal Installation Extension	Goods	5000018385	6 738 502
SOCIETE GRANDS	Morocco	CAPACITY BUILDING.	Repairs. strengthen feeder road and Qet slip rd.	Works	5000017546	1 940 084
SOGEA	Morocco	DRINKING WATER PROJECT ET	PROTECTION BY GABION INSTALL.	Works	5000018082	40 001
STE STPRD - SARL	Morocco	BASIC EDUCATION SUPPORT PROJ	TAZAGHINE COLLEGE CONSTRUCTION	Works	5000018314	343 821
SOTRACOV	Morocco	CAPACITY BUILDING	Extension CNCSA Casa radar hall	Works	5000017547	1 068 818
CONSEIL INGENIERIE ET	Mauritania	ROAD CONSTRUCTION	Works inspection and training	Services	5000018168	710 718
CONSEIL INGENIERIE ET	Mauritania	ROAD CONSTRUCTION	Works inspection and training	Services	5000018170	394 756
Morocco Total		Number of Awardees: 10		Total Amount		12 699 940

Awardee: Mauritania

Awardee	Country	Project	Type of Service	Type	Contract no.	UA Amount
MAURITANIAN	Burkina Faso	RUR. DEV. DECENTR. & PROVIN. PART.	PDV 45 villages (MCG)	Services	5000017978	129 669
CECO - CONSEIL	Mauritania	FISHERIES DEVELOPMENT	CREDIT EXPERT	Services	5000018007	38 440
SOCIETE DEYLOUL SARL	Mauritania	LIVESTOCK DEV. & MANAGEMENT OF	VACCINATION PARKS	Works	5000017299	109 377
TOYOTA MAURITANIE	Mauritania	LIVESTOCK DEV. & MANAGEMENT OF	TOYOTA VEHICLE 4X4 SW	Goods	5000017242	27 566
MAURITANIAN	Multinational	MANANTALI POWER PROJECT	Studies/Surveys on diseases	Services	5000018218	491 484
Mauritania Total		Number of Awardees: 5		Total Amount		796 536

Awardee: Mozambique

Awardee	Country	Project	Type of Service	Type	Contract no.	UA Amount
BRITHOL MICHCOMA	Mozambique	HEALTH II PROJECT	COMPUTER EQUIPMENT & ACCESSORIES	Goods	5000017930	25 871
BYTES & PIECES	Mozambique	HEALTH II PROJECT	COMPUTER AND RELATED EQUIPMENT	Goods	5000017452	47 005
CMC DI RAVENNA	Mozambique	MASSINGIR DAM REHABILITATION	CIVIL WORKS - ICB 06	Works	5000016882	24 257 372
CONDURIL -	Mozambique	MASSINGIR DAM REHABILITATION	Rehab. of Xai-Xai Irrigation Scheme	Works	5000017993	3 619 084
ERNST & YOUNG, LDA,	Mozambique	MASSINGIR DAM REHABILITATION	PROVISION OF AUDIT SERVICES FOR	Services	5000017968	20 282
EXI ENGENHARIA E	Mozambique	CAPACITY BUILDING FOR POVERTY	MANAGEMENT INFO SYSTEM DNDR	Services	5000017881	38 698
GAPI SARL	Mozambique	MASSINGIR DAM REHABILITATION	PROVISION OF TRAINING IN CREDIT	Services	5000018265	204 310
GEOGRAPHIC	Mozambique	MASSINGIR DAM REHABILITATION	Dev of Integrated Information Mgmt. sy	Services	5000017952	27 440
HIDROAFRICA	Mozambique	SMALL SCALE IRRIGATION PROJECT	CONST. OF MACUVULANE IRRIG. SCHEME	Works	5000018053	813 452
INIA- INSTITUTO	Mozambique	SMALL SCALE IRRIGATION PROJECT	RESEARCH SERVICES AGREEMENT (INIA)	Services	5000018058	760 730
Kjaer & Kjaer, represented	Mozambique	INTEG. WATER SUPPLY & SANITAT	SUPPLY OF VEHICLES FOR NAMPULA	Goods	5000017485	107 234
KULIMA	Mozambique	SMALL-SCALE IRRIGATION PROJECT	SUPPORT SERV. FARMER ASSOCS.	Services	5000017244	206 594
KULIMA	Mozambique	SMALL-SCALE IRRIGATION PROJECT	SUPPORT SERV. FARMER ASSOCS.	Services	5000017245	271 862
KULIMA	Mozambique	SMALL-SCALE IRRIGATION PROJECT	SUPPORT SERV. FARMER ASSOCS.	Services	5000017246	208 643
MARCLEUSA	Mozambique	MASSINGIR DAM REHABILITATION	CONSTRUCTION OF CPMPENS. HOUSES &	Works	5000017971	735 386
MATRIX GROUP, LDA	Mozambique	CAPACITY BUILDING FOR POVERTY	SHORT-TERM TRAINING IN COMPUTER	Services	5000017586	29 224
METALEC - FABRICA DE	Mozambique	EDUCATION III PROJECT	SUPPLY DELIVERY	Goods	5000017136	5 661
METALEC - FABRICA DE	Mozambique	EDUCATION III PROJECT	SUPPLY DELIVERY	Goods	5000017137	5 870
PANASONIC	Mozambique	HEALTH II PROJECT	OFFICE EQUIPMENT AND	Goods	5000017526	37 348

SALOMON LDA	Mozambique	MASSINGIR DAM REHABILITATION	ENVIRONMENTAL FLOW REQUIREMENTS	Services	5000017557	222 872
SOCAJUL	Mozambique	FAMILY FARMING INCOME	DWARF GRAFTED CASHEW SEEDLINGS	Goods	5000017294	24 965
SOGITEL LDA	Mozambique	MASSINGIR DAM REHABILITATION	Rehab. & Construction of Casas Agraria	Works	5000017973	152 824
SOLUCOES LDA	Mozambique	CAPACITY BUILDING FOR POVERTY	SUPPLY OF EQUIPM FOR MANAG INFO	Services	5000017442	42 658
TOYOTA DE	Mozambique	INTEG. WATER SUPPLY & SANITAT	SUPPLY OF VEHICLES FOR NIIASSA	Goods	5000017484	151 022
AUSTRAL CONSULTORIA	Multinational	CAP. BLG. FOR DISABILITY	DISABILITY SURVEY 21 September 2004	Services	5000017932	124 143
M/S EMSWORTH	Zambia	HEALTH II (HLTH SECTOR SUPPORT	REHABILITAT OF HEALTH FACILITIES	Works	5000018173	979 766
Mozambique Total		Number of Awardees: 26		Total Amount		33 120 315

Awardee: Multinational

Awardee	Country	Project	Type of Service	Type	Contract no.	UA Amount
UNITED NATIONS	Rwanda	PNM CONTROL SUPPORT	Memorandum of Underst.	Services	5000017912	464 527
Multinational Total		Number of Awardees: 1		Total Amount		464 527

Awardee: Niger

Awardee	Country	Project	Type of Service	Type	Contract no.	UA Amount
AQUADEV	Niger	POVERTY REDUCTION	MOD	Services	5000016924	368 791
AQUADEV	Niger	POVERTY REDUCTION	MOD MICROCREDIT-FACILITIES	Services	5000016923	572 799
AQUADEV	Niger	POVERTY REDUCTION	MOD MICROCREDIT-EQUIPMENT OF	Goods	5000016925	107 323
AUDIT ET CONSEILS	Niger	EDUCATION PROJECT	AUDIT OF PROJECT ACCOUNTS (2003 &	Services	5000017500	25 507
CFAO NIGER	Niger	POVERTY REDUCTION	SUPPLY OF 14 MOTORCYCLES TT	Goods	5000017568	34 391
CFAO NIGER	Niger	LOCAL REGION DEV. SUPPORT PROJ.	STATION WAGON AND 2 DOUBLE CABINS	Goods	5000018284	76 980
COMPAGNIE	Niger	MICRO-PROJ	MARES ET KORIS WORKS	Works	5000017103	1 856 648
E.C.B.T.P	Niger	DOSSO PROV. RURAL DEV SUPPORT	Construct accommodation GR_ECBTP	Works	5000017449	38 902
ENTREPRISE BARRAGE	Niger	DOSSO PROV. RURAL DEV SUPPORT	Construct accomm. GR_BAOURA DAM	Works	5000017447	39 375
ENTREPRISE EBTP	Niger	DOSSO PROV. RURAL DEV SUPPORT	Construct accomm. GR_EBTP	Works	5000017409	80 569
ENTREPRISE GOUBEYE	Niger	DOSSO PROV. RURAL DEV SUPPORT	Construction2 rural wells	Works	5000018436	30 250
Etablissement Younoussa	Niger	FOREST MANAGEMENT	31 motorcycles cross and parts	Goods	5000017146	88 500
Etablissements DIMAS	Niger	LOCAL REGION DEV SUPPORT	DATA-PROCESSING MATERIEL AND	Goods	5000018277	36 594
ETABLISSEMENTS	Niger	FOREST MANAGEMENT	6 vehicles	Goods	5000017151	148 185
GETECH	Niger	DOSSO PROV. RURAL DEV. SUPPORT	Construct GR_GETECH accommodation	Works	5000017414	72 018
KRB INGERIEUR CONSEIL	Niger	MICRO-PROJECTS	Works Inspection and Superv. mares and koris	Services	5000017096	219 436
TECHNI-CONSULT	Niger	AGRIC.DEV. PROJECT	FEEDER ROAD DES. WORKS SUPERV.	Services	5000017108	75 831
Niger Total		Number of Awardees: 17		Total Amount		3 872 100

Awardee Awardee : Nigeria

Awardee	Country	Project	Type of Service	Type	Contract no.	UA Amount
ABDUL KADEER PETER	Nigeria	INST. SUPPORT FOR GOVERNANCE,	Contract for Auditing Services	Services	5000018264	22 747
MATRIX SOFTWARE	Nigeria	INST. SUPPORT FOR GOVERNANCE,	SUPPLY& INSTALLATION OF IT SYSTEMS	Goods	5000017878	211 824
Nitoks Consultants Limited	Nigeria	INST. SUPPORT FOR GOVERNANCE,	TRAINING CONSULTANCY SERVICES	Services	5000017635	3 017 227
PANABIZ INTERNATIONAL	Nigeria	INST. SUPPORT FOR GOVERNANCE,	SUPPLY OF IT OFFICE MATERIAL	Goods	5000018017	85 264
Nigeria Total		Number of Awardees: 4		Total Amount		3 337 062

Awardee: Uganda

Awardee	Country	Project	Type of Service	Type	Contract no.	UA Amount
PROFESSEUR AMIN	Cameroon	EDUCATION II	EVALUATION PILOT EXPERIMENT	Services	5000017631	24 921
BIGWAYS	Uganda	AREA-BASED AGR. MODER.	FEEDER ROADS REHABILITATION LOT 1	Works	5000017859	354 987
EASTERN BUILDERS AND	Uganda	AREA-BASED AGR. MODER.	FEEDER ROADS REHABILITATION LOT 4	Works	5000017861	584 848
FISHERIES TRAINING	Uganda	FISHERIES DEVELOPMENT PROJECT	TRAINING OF PROJECT BENEFICIARIES	Services	5000017953	149 626
JERUSALEM	Uganda	AREA-BASED AGR. MODER.	FEEDER ROADS REHABILITATION LOT 2	Works	5000017863	408 522
MULTIPLEX LIMITED	Uganda	AREA-BASED AGR. MODER.	FEEDER ROADS REHABILITATION LOT 5	Works	5000017862	449 195
NATIONAL MEDICAL	Uganda	SUPPORT TO THE HEALTH SECTOR	PHC DRUGS & RABBIES VACCINES	Goods	5000017933	289 409
SOBETRA BOREHOLES	Uganda	AREA-BASED AGR. MODER.	FEEDER ROADS REHABILITATION LOT 3	Works	5000017864	532 152
Uganda Total		Number of Awardees: 8			Total Amount	2 793 659

Awardee : Country Netherlands

Awardee	Country	Project	Type of Service	Type	Contract no.	UA Amount
DHV CONSULTANT STUDI	Ethiopia	BUTAJIRA - HOSSAINA -SODO ROAD	WORKS SUPERVISION	Services	5000016944	852 140
THE MEDICAL EXPORT	Kenya	RURAL HEALTH PROJECT II	SUPPLY OF ANTIMALARIAL DRUGS-LOT C	Goods	5000017057	56 494
DRC BV	Mauritania	MASTER PLAN SUPPORT OF	Stomato	Goods	5000014995	124 011
GROUP 5, CONSULTING	Uganda	HEALTH SECTOR SUPPORT	CONSULT FOR MEDIC EQUIP&SPECIAL	Services	5000017296	67 943
SHAAP DAIRIES	Rwanda	DAIRY CATTLE DEVELOPMENT	Dairy equipment procurement	Goods	5000017288	248 064
Country Netherlands Total		Number of Awardees: 5			Total Amount	1 348 651

Awardee: Portugal

Awardee	Country	Project	Type of Service	Type	Contract no.	UA Amount
CONVEX LDA	Cape Verde	MIN. PLAN. INST. SUPPORT	DATA-PROCESSING MATERIAL	Goods	5000016920	135 209
CONVEX LDA	Cape Verde	MIN. PLAN. INST. SUPPORT	Communications materiel supplies	Goods	5000017582	124 774
TJ ELECTRONICA	Cape Verde	MIN. PLAN. INST. SUPPORT	LIFT SUPPLIES	Goods	5000017341	100 043
KPMG -AUDITORES SA	Guinea-Bissau	REHABILITATION PROGRAMME	Annual audit plan 2002-2004	Services	5000016724	30 965
AGRIMARFA	Mozambique	FAMILY FARMING INCOME	Supply of Poultry Premixes 1	Goods	5000017845	69 904
CME- CONTRUCAO E	Mozambique	RURAL ELECTRIF.PROJECT (ELECT III)	Dist N for Gaza, Inhambane and Tete	Works	5000018056	9 595 291
COBA	Mozambique	SMALL SCALE IRRIGATION PROJECT	Feasibility & Design of Thewe2 Scheme	Services	5000017280	137 083
PACI-MATERIAL	Mozambique	EDUCATION III PROJECT	PROCUREMENT EQUIP	Goods	5000017090	103 500
PACI-MATERIAL	Mozambique	EDUCATION III PROJECT	PROCUREMENT FURNIT. PEMBA-LOT1	Goods	5000017126	11 606
PACI-MATERIAL	Mozambique	EDUCATION III PROJECT	PROCUREMENT FURNIT.	Goods	5000017125	11 606
PACI-MATERIAL	Mozambique	EDUCATION III PROJECT	PROCUREMENT EQUIP	Goods	5000017091	4 404
PACI-MATERIAL	Mozambique	EDUCATION III PROJECT	PROCUREMENT EQUIP	Goods	5000017109	97 831
PACI-MATERIAL	Mozambique	EDUCATION III PROJECT	PROCUREMENT EQUIP	Goods	5000017122	4 163
Portugal Total		Number of Awardees: 13			Total Amount	10 426 379

Awardee : Dem Rep. Congo

Awardee	Country	Project	Type of Service	Type	Contract no.	UA Amount
---------	---------	---------	-----------------	------	--------------	-----------

AUTO TRANSPORT <i>Dem.Rep. Congo Total</i>	DRC.	multisector institutional support project <i>Number of Awardees: 1</i>	ROLLING STOCK <i>Total Amount</i>	Goods	5000017963	38 891 <i>38 891</i>
---	------	---	--------------------------------------	-------	------------	-------------------------

Awardee : United Kingdom

Awardee	Country	Project	Type of Service	Type	Contract no.	UA Amount
UNIVERSITY OF WALES,	Egypt	EL BEHEIRA RURAL DEVELOPMENT	CONTRACT FOR TRAINING SERVICES	Services	5000017937	156 673
LANCASTER UNIVERSITY	Ghana	COMMUNITY FORESTRY	DP N° 3 FOR POST GRADUATE TRAINING	Services	5000017928	12 921
MASDAR	Ghana	AFRAM PLAINS DEVELOPMENT	AFRAM PLAINS DEV.STUDY	Services	5000017143	539 869
AGRI-VISUAL LIMITED	Malawi	LAKE MALAWI ARTISANAL FISHERIES	Supply of Audio Visual Vans (Lot 3)	Goods	5000017293	101 377
ROUGHTON	Malawi	KARONGA-CHITIPA ROAD PROJECT	Construction Supervision Karonga-Lufil	Services	5000017076	1 019 296
BRITISH GEOLOGICAL	Mozambique	MINERALS RESOURCES MANAGT	Documentation Centre & MIS	Services	5000018116	723 647
UNIT EXPORT LTD	Mozambique	INTEG. WATER SUPPLY & SANITAT	Office Equipment	Goods	5000018112	144 651
AREVA SPR	Multinational	NGA/TGO/BEN.POWER	Lot B1: Substation	Goods	5000017897	4 515 976
MALLORY	Rwanda	PRIMARY SCHOOL REHAB.	KIST BOOKS TRANCHE 2	Goods	5000018195	111 912
FINDEL EDUCATION LTD	Tanzania	EDUCATION II PROJECT	SUPPLY OF LAB EQUIPM FOR NKRUMAH	Goods	5000018164	73 252
FRANNAN	Tanzania	FIRST HEALTH REHABILITATION	SUPPLY & INSTAL OF GEN SCIENTIF. EQUIP	Goods	5000017966	388 130
AGRI-VISUAL LIMITED	Zambia	AGRICULTURAL SECTOR	SUPPLY OF COMMUNICATION	Goods	5000017406	66 220
United Kingdom Total		Number of Awardees: 12	Total Amount			7 853 924

Awardee: Rwanda

Awardee	Country	Project	Type of Service	Type	Contract no.	UA Amount
(SMCC) s.a.r.l - SOCIETE	Rwanda	PRIMARY SCHOOL REHAB. &	Works DPE Kibungo	Works	5000017287	85 860
African Consultants	Rwanda	EMERG. INFRASTRUCT. REHAB. PROJ.	Audit 2002-2003	Services	5000017128	10 546
AFRICHEM RWANDA	Rwanda	DAIRY CATTLE DEVELOPMENT	Purchase of bovine sperm for CNIA	Goods	5000017286	155 209
AFRICHEM RWANDA	Rwanda	DAIRY CATTLE DEVELOPMENT	Lab. Equipment	Goods	5000018197	123 068
AGROTECH SARL	Rwanda	DAIRY CATTLE DEVELOPMENT	Procurement Biostats and Kits for CNIA	Goods	5000017285	196 812
ATELIER DE SOUDURE ET	Rwanda	RELAUNCH EMERG, ACTIV. FOR	PROCUREMENT 150 BEATERS &150	Goods	5000017230	49 534
BANQUE RWANDAISE DE	Rwanda	DAIRY CATTLE DEVELOPMENT	BRD credit management convention	Services	5000017279	116 866
EGECOR	Rwanda	DAIRY CATTLE DEVELOPMENT	Cattle market Construction	Works	5000017133	291 074
ENTREPRISE	Rwanda	PRIMARY SCHOOL REHAB. &	CONSTRUCTION CS GISHYA AND RUBONA	Works	5000017213	86 101
ENTREPRISE	Rwanda	PRIMARY SCHOOL REHAB. &	Works Bitenga and Gahondo Schools	Works	5000017840	87 988
ENTREPRISE DE	Rwanda	PRIMARY SCHOOL REHAB. &	Works DPE Kigali Ngali et 2	Works	5000017281	267 444
ENTREPRISE DE	Rwanda	PRIMARY SCHOOL REHAB. &	Works Gatindori and Cyamabuye Schools	Works	5000017880	114 236
ENTREPRISE DE	Rwanda	DAIRY CATTLE DEVELOPMENT	Construc. Milk collection centres	Works	5000017148	208 375
ENTREPRISE DE	Rwanda	DAIRY CATTLE DEVELOPMENT	Rehab.offices, lab, LNVR, ISAR	Works	5000017150	122 144
ENTREPRISE MUGARURA	Rwanda	RELAUNCH EMERG, ACTIV. FOR	CONSTRUCTION SHELTERS	Works	5000017232	111 351
ENTREPRISE MUGARURA	Rwanda	PRIMARY SCHOOL REHAB. &	DPE Umutara and Butare Works	Works	5000017284	213 617
Entreprise	Rwanda	PRIMARY SCHOOL REHAB. &	Works Runayu and Muhanda Schools	Works	5000017842	95 197
ENTREPRISE	Rwanda	PRIMARY SCHOOL REHAB. &	Construction CS Muramba and 6	Works	5000017208	375 909
ENTREPRISE SHAMUKIGA	Rwanda	PRIMARY SCHOOL REHAB. &	CONSTRUCTION CS RWIKINIRO ET 5	Works	5000017214	309 968
KIGALI INSTITUTE OF	Rwanda	PRIMARY SCHOOL REHAB. &	TRAINING SCHOOL TEACHERS	Services	5000018198	142 342
MANUMETAL	Rwanda	PRIMARY SCHOOL REHAB. &	PRIMARY SCHOOL FURNITURE TRANCHE	Goods	5000018190	280 636
RWANDAMOTORS	Rwanda	DEVEL. SUPPORT PROGRAMME	ACQUISITION VEHICLES/MOTORCYCLES	Goods	5000017621	174 008

AFRICAN DEVELOPMENT BANK

AFRICAN DEVELOPMENT FUND

RWANDAMOTORS	Rwanda	DAIRY CATTLE DEVELOPMENT	purchase 21 extra motorcycles	Goods	5000017903	28 568
SEVEN SEAS	Rwanda	CAPACITY BUILDING	PURCHASE SUPPLIES AND EQUIPMENT	Goods	5000017496	381 167
UNION DES BANQUES	Rwanda	DAIRY CATTLE DEVELOPMENT	UB credit management agreement	Services	5000017289	116 866
Rwanda Total		Number of Awardees: 25			Total Amount	4 144 889

Awardee: Sao Tome

Awardee	Country	Project	Type of Service	Type	Contract no.	UA Amount
CENTRO INDUSTRIAL	Sao Tome	DWS - CONTROL PROG.	IT AUDIO-VIS.EQUIP.AND MAT SUPPLIES	Goods	5000017316	92 636
CENTRO INDUSTRIAL	Sao Tome	DWS - CONTROL PROG	PROV. ROLLING STOCK	Goods	5000017319	114 987
Sao Tome Total		Number of Awardees: 2			Total Amount	207 623

Awardee Awardee : Senegal

Awardee	Country	Project	Type of Service	Type	Contract no.	UA Amount
CABINET MAMINA	Cape Verde	FISHERIES DEV	Contract 2003 and 2004 Audit	Services	5000017964	8 531
UNOPS	Eq. Guinea	HEALTH DEPT PROJECT STRENGH	UNOPS TECH. ASSISTANCE	Services	5000018199	63 675
COOPERS AND LYBRAND	Guinea-Bissau	ARTISANAL FISH.DEV. PROJECT	Consultant Contract	Services	5000016793	48 309
ENTREPRISE T.P. AREZKI	Guinea-Bissau	INFRASTR. REHABILITAT.	Periodical road maintenance Buba-Cat	Works	5000018269	345 526
SETICO INGENIEURS	Guinea-Bissau	HEALTH II	Architectural designs	Services	5000016998	194 551
SERA RENAULT	Multinational	OMVG RESOURCES MANAGEMENT	VEHICLE SUPPLIES	Services	5000017879	167 022
UNOPS	Multinational	CONGO RIVER COUNTRIES INIT.	AGREEMENT WITH UNIOPS	Services	5000018323	796 029
ACDEV	Senegal	HEALTH PROJECT I	KAOLACK COMMON. ACTIVITES	Services	5000018184	57 928
AGENCE D'EXECUTION	Senegal	POVERTY REDUCTION	MOD INFRASTRUCT.N°2 (WORKS)	Works	5000017886	320 848
AGENCE D'EXECUTION	Senegal	POVERTY REDUCTION	MOD INFRASTR.N°2	Services	5000017904	45 461
AGENCE D'EXECUTION	Senegal	POVERTY REDUCTION	MOD INFRASTR.N°2 (FEES)	Services	5000017905	18 315
CABINET AZIZ DIEYE	Senegal	BASIC EDUC. DEV, SUPPORT.	Education III Project Account Audit	Services	5000016772	9 035
Centre de Suivi Ecologique	Senegal	RURAL BASIN DEV. SUPPORT	ENVIRONNEMENTAL FOLLOW-UP	Services	5000017403	74 243
ECOVA CONSULTING	Senegal	RURAL BASIN DEV. SUPPORT	Training plan	Services	5000017533	37 405
EGECAM-ENTREPRISE	Senegal	LIVESTOCK II PROJECT	300 KM OF FIREBREAKS	Works	5000017618	325 428
GROUPE ATI	Senegal	.BASIC EDUC. DEV, SUPPORT	Acquisition data-pr. mat, elect and re	Goods	5000017613	32 990
LA SENEGALAISE DE	Senegal	SANITATION PROJECT	Supplying one vehicle to ONAS	Goods	5000018300	28 177
SBI - INT	Senegal	Supply OFFICE MATERIALS &	Goods	Goods	5000017529	121 806
SETICO INGENIEURS	Senegal	RURAL BASIN DEV SUPPORT	Designs, inspection, supervision feeder	5000017189	76317	
SINCO SPA	Senegal	LIVESTOCK II PROJECT	Drinking water works	Works	5000017308	99 778
SINCO SPA	Senegal	LIVESTOCK II PROJECT	Drinking water works (Foreign Exchange)	Works	5000017309	232 816
SISMAR	Senegal	POVERTY REDUCTION	TRANSPORT. SUPPLY ?	Goods	5000017525	53 284
SOCIETE SENEGALAISE	Senegal	POVERTY REDUCTION	SUPPLY INSTAL EQUIPMENT POST	Goods	5000017524	416 442
Senegal Total		Number of Awardees: 23			Total Amount	3 573 917

Awardee: Sweden

Awardee	Country	Project	Type of Service	Type	Contract no.	UA Amount
ABEM INSTRUMENT AB	Tanzania	DAR ES SALAAM WATER SUPPLY &	Hydro geological Surveying Equipment	Goods	5000017198	92 590
ATLAS COPCO	Tunisia	CONSOLIDATION OF CPG.	Contract 31.4502 Purchase of 6 Drills	Goods	5000018161	2 196 778

Sweden Total **Number of Awardees: 2** **Total Amount** **2 289 368**

Awardee : **Switzerland**

Awardee	Country	Project	Type of Service	Type	Contract no.	UA Amount
SGI CONSULTING	Nigeria	MULTI-STATE WATER SUPPLY	ENGINEERING CONSULTANCY SERVICES	Goods	5000017909	163 950
CATERPILLAR OVERSEAS	Tunisia	CONSOLIDATION OF CPG.	2 dumpers-lot 2	Goods	5000017544	5 646 574
TENCONI S.A	Tunisia	MODERNISAT OF INFRASTRUCTURE	Menu Mat -Lot 5: 350 Kits - joint iso	Goods	5000017217	68 250
Switzerland Total		Number of Awardees: 3	Total Amount			5 878 775

Awardee Awardee : **Swaziland**

Awardee	Country	Project	Type of Service	Type	Contract no.	UA Amount
ACSD - AFRICA CENTER	Mozambique	CAPACITY BUILDING FOR POVERTY	SHORT-TERM COURSES PROJ CYCLE	Services	5000017235	55 703
Afritool (Pty) LTD	Mozambique	MASSINGIR DAM REHABILITATION	SUPPLY OF SPEEDBOAT	Goods	5000017960	17 171
CRANE FEEDS PTY LTD	Mozambique	FAMILY FARMING INCOME	Supply of Poultry Raw Materials 2	Goods	5000017844	978 254
MOTRUCK	Swaziland	EDUCATION I	SUPPLY OF MOTOR VEHICLE	Goods	5000018084	21 438
SWAZILAND COMPUTER	Swaziland	EDUCATION I	SUPPLY OF COMPUTERS & SUPPLEMENT	Goods	5000018054	21 956
Swaziland Total		Number of Awardees: 5	Total Amount			1 094 522

Awardee Awardee : **Tanzania**

Awardee	Country	Project	Type of Service	Type	Contract no.	UA Amount
B. H. LADWA ltd	Tanzania	SELOUS GAME RESERVE	CONSTRUCTION OF STAFF HOUSES-LOT1	Works	5000017604	437 966
BADR EAST AFRICA	Tanzania	EL NINO INFRA. REHAB. PROJECT	MIDWEST CORRIDOR	Works	5000016820	1 780 645
BASAT CONTRACTORS	Tanzania	FIRST HEALTH REHABILITATION	CONSTRUCT OF VENTILATED SANPLAT	Works	5000018304	99 852
BUSINESS MACHINAS	Tanzania	DAR ES SALAAM WATER SUPPLY &	Office Equipment	Goods	5000018133	17 669
CAR & GENERAL	Tanzania	AGRIC. MARKETING SYSTEMS DEV.	Supply of Motorcycles	Goods	5000018368	57 598
COMPUTECH - ICS (T) LTD	Tanzania	AGRIC. MARKETING SYSTEMS DEV.	Supply of desktop computers	Goods	5000018367	41 902
D.T. DOBIE & CO. (T) LTD.	Tanzania	LIVESTOCK MARKETING PROJECT	REFRIGERATED SEMI TRAILER AND	Goods	5000017936	88 776
D.T. DOBIE & CO. (T) LTD.	Tanzania	LIVESTOCK MARKETING PROJECT	Supply of Mini-Bus 25-30 Seater Capaci	Goods	5000018077	29 079
Deloitte & Touche	Tanzania	SELOUS GAME RESERVE	PREPARATION OF PROJECT	Services	5000017958	15 290
GFG INVESTMENTS	Tanzania	SELOUS GAME RESERVE	CONSTRUCTION OF STAFF HOUSES- LOT	Works	5000017609	353 451
GFG INVESTMENTS	Tanzania	SELOUS GAME RESERVE	CONSTRUCTION OF STAFF HOUSES- LOT	Works	5000017608	268 516
INFOSYS IPS (T) ltd	Tanzania	DAR ES SALAAM WATER SUPPLY &	Computers and Printers	Goods	5000018131	30 214
JAFFERY INDUSTRIES	Tanzania	EDUCATION II PROJECT	FURNITURE FOR PRIMARY SCH UNGUJA &	Goods	5000017275	59 678
JAFFERY INDUSTRIES	Tanzania	EDUCATION II PROJECT	SUPPLY OF FURNITUR FOR NKRUMAH	Goods	5000018091	13 049
M/s FINANCIAL	Tanzania	SHELUI-NZEGA ROAD UPGRADING	CONSULTANCY SERVICE FOR AUDIT	Services	5000017240	32 107
M/s FINANCIAL	Tanzania	MUTUKULA-MUHUTWE ROAD	CONSULTANCY SERVICE FOR AUDIT	Services	5000017241	24 464
MACMILLAN AIDAN LTD	Tanzania	EDUCATION II PROJECT	SUPPLY PHYSICS TEXTBKS SECONDARY	Goods	5000017176	96 666
MACMILLAN AIDAN LTD	Tanzania	EDUCATION II PROJECT	SUPPLY BIOLOGY TEXTBKS SECONDARY	Goods	5000017178	79 463
MACMILLAN AIDAN LTD	Tanzania	EDUCATION II PROJECT	SUPPLY MATHEMATICS TEXTBKS	Goods	5000017179	112 755
MASASI	Tanzania	FIRST HEALTH REHABILITATION	REHAB&CONS OF HEALTH FACILITIES	Works	5000018310	104 896
MASASI	Tanzania	FIRST HEALTH REHABILITATION	REHAB&CONST OF HEALTH FACILITIES	Works	5000018311	94 952
MASASI	Tanzania	FIRST HEALTH REHABILITATION	REHAB &CONS OF HEALTH FACILITIES	Works	5000018307	77 762

AFRICAN DEVELOPMENT BANK

AFRICAN DEVELOPMENT FUND

MASASI	Tanzania	FIRST HEALTH REHABILITATION	CONS OF VENTILATED SAN PLAT LOT I	Works	5000018303	98 363
MICRONIX SYSTEMS	Tanzania	AGRIC. MARKETING SYSTEMS DEV.	Supply of printers	Goods	5000018366	9 739
MICRONIX SYSTEMS	Tanzania	LIVESTOCK MARKETING PROJECT	SUPPLY OF COMPUTERS	Goods	5000018080	20 533
NANDHRA ENGINEERING	Tanzania	FIRST HEALTH REHABILITATION	CONS,EXT&REHAB OF HEAL FACIL	Works	5000017540	536 236
NANDHRA ENGINEERING	Tanzania	FIRST HEALTH REHABILITATION	CONS OF NEW HEALTH CENTRE AT	Works	5000017541	566 135
OXFORD UNIVERSITY	Tanzania	EDUCATION II PROJECT	SUPPLY CHEMISTRY TEXTBKS	Goods	5000017177	65 309
SAHAJ COMPUTERS	Tanzania	DAR ES SALAAM WATER SUPPLY &	GIS and Presentation Equipment	Goods	5000018132	25 098
SALEM CONSTRUCTION	Tanzania	FIRST HEALTH REHABILITATION	CONSTRUCTION OF BORE HOLES LOT III	Works	5000018305	69 047
SALEM CONSTRUCTION	Tanzania	FIRST HEALTH REHABILITATION	CONSTRUCTION OF BORE HOLES LOT IV	Works	5000018306	70 972
SHABBIRDIN AND	Tanzania	SELOUS GAME RESERVE	CONSTRUCTION OF STAFF HOUSES- LOT	Works	5000017606	350 043
SHADE BUILDERS	Tanzania	FIRST HEALTH REHABILITATION	REHAB&CONS OF HEALTH FACILITIE LOT	Works	5000018309	115 851
SOUTHERN LINK LIMITED	Tanzania	SELOUS GAME RESERVE	CONSTRUCTION OF STAFF HOUSES- LOT	Works	5000017607	404 837
SOUTHERN LINK LIMITED	Tanzania	SELOUS GAME RESERVE	CONSTRUCTION OF STAFF	Works	5000017605	507 421
TOYOTA TANZANIA LTD	Tanzania	LIVESTOCK MARKETING PROJECT	PROCUREMENT OF MOTOR	Goods	5000017290	53 583
Tanzania Total		Number of Awardees: 36		Total Amount		6 809 917

Awardee Awardee : Chad

Awardee	Country	Project	Type of Service	Type	Contract no.	UA Amount
CABINET AFRICAIN DE	Multinational	CONTROL RESEARCH SUPPORT	AUDIT 2003	Services	5000017906	10 164
BOLONKOU	Chad	HEALTH & SYST STRENGTH.	CONSUM. SUPPLY STRUGGLE AGAINST	Goods	5000018104	93 119
COMPUTER GOLFE	Chad	HEALTH & SYST STRENGTH	supply computers and mobile phones	Goods	5000017870	22 843
DIR.PROTECTION	Chad	P-CV-AA0-007	EXECUTION OF SHUTTERS?	Services	5000017581	95 247
ENTERPRISE KOSSO	Chad	DEV. RURAL PREFECTURE LAKE CHAD	Construction of 80 shops	Works	5000018219	791 320
Entreprise de Construction	Chad	EDUCATION PROJECT V	Constr/rehab of CA and Lycées - Lot 2	Works	5000018336	970 105
ENTREPRISE STH	Chad	DEV. RURAL PREFECTURE LAKE CHAD	Drilling of 10 pastoral wells	Works	5000017882	229 696
GEYSER S.A.	Chad	WATER DEVELOPMENT	CONSTRUCTION DAM LOT 2	Works	5000017134	949 023
Groupement	Chad	DEV. RURAL PREFECTURE LAKE CHAD	Installation of 105 equipped boreholes	Works	5000017898	684 885
GROUPEMENT SAAI	Chad	P-CV-AA0-007	HEADQUARTERS CONSTR. SUPERVISION	Services	5000017916	73 999
INSTITUT CHADIEN DE	Chad	P-CV-AA0-007	PRODUCTION AND DISTRIBUTION OF	Services	5000017228	121 851
SANIMEX	Chad	DEV. RURAL PREFECTURE LAKE CHAD	Construction 19 schools and 4 dispensaries	Works	5000018220	1 070 041
SOCIETE GENERALE	Chad	WATER DEVELOPMENT	Complementary rolling stock	Goods	5000017617	132 700
STETDES	Chad	HEALTH CARE STRENGTHENING	Balance of construction contract PIU	Works	5000016760	6 814
Chad Total		Number of Awardees: 14		Total Amount		5 251 804

Awardee Awardee : Togo

Awardee	Country	Project	Type of Service	Type	Contract no.	UA Amount
IFDC AFRIQUE	Burkina Faso	RUR. DEV. DECENTR. & PARTI. PROVIN.	Implementation fertility component PDRDP-B/K	Services	5000018040	73 507
SAFECO	Multinational	REVIEW OF HIGHER EDUCATION	INSTALLATION ACCOUNTING SYSTEM	Services	5000018071	23 658
SAFECO	Niger	REGIONAL DEV. SUPPORT PROJECT	INSTALLATION ACCOUNTING SYSTEM	Services	5000018156	29 798
Togo Total		Number of Awardees: 3		Total Amount		126 963

Awardee Awardee : Tunisia

Awardee	Country	Project	Type of Service	Type	Contract no.	UA Amount
CABINET FINOR	Mauritania	SUPPORT MASTER PLAN Audit 2003-4	Audit (2003-2004)	Services	5000018377	21 515
SCET-TUNISIA	Multinational	DORI-TERA ROUTE STUDY	Dori-Tera Road Study	Services	5000017520	407 737
STUDI INTERNATIONAL	Niger	AGRIC. DEV. PLAN	Works Control 3 structures	Services	5000018010	309 032
KIKA CONSTRUCTION	Tanzania	FIRST HEALTH REHABILITATION	REHAB&CONS OF HEALTH FACILITIES	Works	5000018308	78 607
PRO-INVEST	Chad	EDUCATION PROJECT V	Support for the Installation of. info & orie system	Services	5000017992	35 720
STUDI INTERNATIONAL	Chad	P-CV-AA0-007	TECHNICAL ASSISTANCED	Services	5000017577	512 312
.ENTREPRISE MISSAOUI	Tunisia	INTEGR.AGRICULTURAL DEV.	EP. STRUCT. AND RES. CB 6/2004;lot 1 e	Works	5000017365	111 932
AKERMI MOHAMED	Tunisia	INTEGR.AGRICULTURAL DEV.	700 ha-windrows in dry masonry lot 2	Works	5000017318	88 652
AMOR B. HADJ SALAH	Tunisia	INTEGR.AGRICULTURAL DEV.	Construction erosion control. struc, lots 4,5 and 6	Works	5000017343	83 549
AMOR B. HADJ SALAH	Tunisia	INTEGR.AGRICULTURAL DEV.	ANTI. STRUC.AO 01/03; lot 4	Works	5000017349	26 003
APLICO	Tunisia	HYDROAGRICULTURAL DEV	SUPPLY ELEC. EQUIP.. AND	Goods	5000017307	99 836
BEN MOHAMED YOUNES	Tunisia	INTEGR.AGRICULTURAL DEV.	El Gouassem Irrigated scheme	Works	5000018351	128 224
BOUAJILA ALI	Tunisia	ROAD NETWORK DEVEL.	RENF.-LOT 44 - MC109-PK0-46,3-MEDEDINE	Works	5000017019	2 146 315
Cabinet d étude et de	Tunisia	INTEGR.AGRICULTURAL DEV.	Design for 51 km feeder roads	Services	5000017376	40 908
CGT TUNISIA	Tunisia	ROAD NETWORK EXTENSION	RENF-LOT 45 -GP15-PK94,7-114,7 -GAFSA	Works	5000017022	789 513
CGT TUNISIA	Tunisia	ROAD NETWORK EXTENSION	RENF-LOT 42 -GP14-PK20-60 -SFAX	Works	5000017021	2 054 338
CHAKIRA	Tunisia	CLEANING UP NETWORKS	LV cable supply	Goods	5000018109	704 089
COGHEMY	Tunisia	INTEGR.AGRICULTURAL DEV.	Equipment 15 piezometers	Goods	5000017381	58 389
ECONOMIC AUTO	Tunisia	INTEGR.AGRICULTURAL DEV.	Acquisition 2 TT trucks	Goods	5000017378	28 952
EMGTPH	Tunisia	INFRASTRUCTURE MODERNISAT.	RENF/RECONSTR. OA	Works	5000018147	569 092
ENT MOHAMED BEN	Tunisia	EXTENS. WILD CITRUS AREA	Air-cond. Main building. insectari	Goods	5000017970	14 496
ENT. MEFTEH HAJ	Tunisia	ROAD NETWORK EXTENSION	RENF-LOT 40 -GP4-PK100-123,7 -SILIANA	Works	5000017026	1 366 822
ENTREPRISE M.	Tunisia	ROAD NETWORK EXTENSION	CONSTR.OA/OED	Works	5000017222	455 159
Entreprise SOBAG	Tunisia	INTEGR.AGRICULTURAL DEV.	EROSION CONTROL STRUCT. LOT	Works	5000017364	47 848
Entreprise SOBAG	Tunisia	INTEGR.AGRICULTURAL DEV.	EP. & RES. STRUCT. AO 6/2004; lot 2	Works	5000017366	49 201
Entreprise SOBAG	Tunisia	MECHAN. SEATS LOT 2 et 3	Works	5000017368	53 144	
ENTREPRISE	Tunisia	MODERN. INFRASTRUCTURE	HARBOUR UPPER ROAD PASS. WORKS	Works	5000018149	2 204 131
ETABILISSEMENT NAJARI	Tunisia	PROGRAMME	Cistern upkeep and maint.,work. AO 32/03	Works	5000018004	27 516
ETEP	Tunisia	ROAD NETWORK EXTENSION	RENF-LOT 37 -MC26-PK41-76 -NABEUL	Works	5000017023	1 664 005
ETEP	Tunisia	ROAD NETWORK EXTENSION	RENF-LOT 39 -GP11-PK77-100 -BEJA	Works	5000017024	1 480 560
EURAFRICAIN BREDERO	Tunisia	MODERN. INFRASTRUCTURE	WRKS FOR WATER.. -LINE -TA-	Works	5000018148	848 853
GLOULOU	Tunisia	ROAD NETWORK EXTENSION	CONSTR.O.A/GP1-PK194,21-MAHDIA	Works	5000017017	458 655
GLOULOU	Tunisia	ROAD NETWORK EXTENSION	RENF-LOT 41 -MC87-PK3-29 -MAHDIA	Works	5000017025	1 069 829
HMILA	Tunisia	ROAD NETWORK EXTENSION	RENF-LOT 43 -GP2-PK95-132 -KAIROUAN	Works	5000017027	2 218 868
JALEL GUENDOUIZ	Tunisia	PROGRAMME	Earthworks 1240 ha; AO 33/2003	Works	5000017997	210 000
JALEL GUENDOUIZ	Tunisia	INTEGR.AGRICULTURAL DEV.	Implementation of anti-ero struct.. lots 1	Works	5000017344	15 145
JALEL GUENDOUIZ	Tunisia	INTEGR.AGRICULTURAL DEV.	EROSION CONTROLLOT	Works	5000017361	12 593
JALEL GUENDOUIZ	Tunisia	INTEGR.AGRICULTURAL DEV.	MECH. DYKES LOT 1, 4 et 5	Works	5000017367	150 019
Kamel Bouabdallah	Tunisia	INTEGR.AGRICULTURAL DEV.	EROSION CONTROL LOT	Works	5000017363	82 912
LASSILI BRAHIM	Tunisia	INTEGR.AGRICULTURAL DEV.	El Menfes Irrigated Scheme	Works	5000018350	118 331
MEDITERRANEAN	Tunisia	ED SUPPORT PROJECT	Materials proc.	Goods	5000017082	645 693
MOHAMED BAIQUI	Tunisia	INTEGR.AGRICULTURAL DEV.	Fruit plants - lot 2	Goods	5000017323	11 792
MOHAMED LOUKIL & CIE	Tunisia	PROGRAMME	Proc. hydro. and elect. equip. 3 drills	Goods	5000018012	77 654
MONCEF HAMROUNI	Tunisia	INTEGR.AGRICULTURAL DEV.	Execution 52 km tabia	Works	5000017385	41 864

NEGIB BOUABDELLAHI	Tunisia	PROGRAMME	Preparation 55 km tabia; AO 31/2003	Works	5000018005	54 497
S.T.E.G	Tunisia	INTEGR.AGRICULTURAL DEV.	MT line connection – Drilling El Manfes	Works	5000017507	11 603
S.T.E.G	Tunisia	INTEGR.AGRICULTURAL DEV.	Elect connection –Drilling Ain Nouba	Works	5000017508	11 266
SALEM BEDOUI	Tunisia	INTEGR.AGRICULTURAL DEV.	EROSION CONTR. STRUC. AO 01/03 lots 1 et 6	Works	5000017351	79 703
SALEM BEDOUI	Tunisia	INTEGR.AGRICULTURAL DEV.	Erosion Control Works. lots2,3	Works	5000017339	65 032
SBE TUNIS	Tunisia	ED SUPPORT PROJECT	ELECT&CHEM&GLASS LABO MAT PROC	Goods	5000018067	276 010
SOCIETE "LE PROGRES"	Tunisia	PROGRAMME	Earthworks 1000 ha; AO 082004	Works	5000018003	156 240
SOCIETE BOUZGUENDA	Tunisia	ROAD NETWORK DEVELOPMENT	Works -O.A/Oed EL	Works	5000017018	934 212
SOCIETE BOUZGUENDA	Tunisia	ROAD NETWORK DEVELOPMENT	CONSTR.OA/OED	Works	5000017219	1 607 485
SOCIETE CHAABANE CIE	Tunisia	ROAD NETWORK DEVELOPMENT	WRKS OA/Oued EL	Works	5000017028	886 096
SOCIETE CHAABANE CIE	Tunisia	ROAD NETWORK DEVELOPMENT	CONSTR. OA/Oed	Works	5000017221	428 482
SOCIETE CHAABANE CIE	Tunisia	ROAD NETWORK DEVELOPMENT	CONST.OA/OED EL	Works	5000017220	1 463 670
SOCIETE ELECTRIQUE	Tunisia	PROGRAM	Constr. 20 cisterns 200m3	Works	5000018006	92 857
SOCIETE LE TERRASSIER	Tunisia	PROGRAM	Repri. drilling Oued Zaied et El Aoussej	Works	5000018085	134 339
SOCIETE SORUBAT	Tunisia	ROAD NETWORK DEVELOPMENT	RENF-LOT 38 -GP7-PK134,4-148,4-BEJA	Works	5000017020	786 642
SOCIETE TUNISIA	Tunisia	SYSTEMS UPGRADE	LV cable supply	Goods	5000018107	746 346
SOCIETE TUNISIA	Tunisia	SYSTEMS UPGRADE	Bare cable in almelec 54,6 mm2	Goods	5000018200	685 063
SOCOPEC	Tunisia	PROGRAMME	Acquisition equip. hydro. and elect.	Goods	5000018001	77 189
SOCOFRAB (SOCIETE	Tunisia	INTEGR.AGRICULTURAL DEV.	Rakhmet-Koumine Irrigated Scheme	Works	5000018349	148 626
SOMATRA-GET	Tunisia	INTEGR.AGRICULTURAL DEV.	LOT 1- REHAB-GP7-MAT/MC126-BIZ-31,5	Works	5000017015	4 182 712
SOMATRA-GET	Tunisia	INTEGR.AGRICULTURAL DEV.	AOI N°15/02-LOT	Works	5000017016	4 503 152
SOTECOM SA	Tunisia	IRRIGATION DEV.	Acquisition shovel and three tractorised shovels	Goods	5000017843	168 234
SOTRADIES	Tunisia	IRRIGATION;DEV	SUPPLY 2 tipper trucks 1	Goods	5000017554	111 638
STEG SOCIETE TUN DE	Tunisia	EXTENS.WILD CITRUS AREA	Electrification Bouaff reservoirs, It	Works	5000017632	9 692
SUPER CABLES	Tunisia	SYSTEMS UPGRADE	LV cable supply	Goods	5000018111	163 321
TC MARINE (TCM)	Tunisia	INTEGR.AGRICULTURAL DEV.	WRKS OA/Oued AOUINIA-GP5-PK74,5-BEJA	Works	5000017029	342 865
TOUATI HASSEN	Tunisia	PROGRAMME	Ravine Correction (CB 01/2003)	Works	5000018130	67 479
TOUATI HASSEN	Tunisia	INTEGR.AGRICULTURAL DEV.	700 ha-windrows in dry masonry lot 1	Works	5000017317	118 985
VETO SERVICE	Tunisia	INTEGR.AGRICULTURAL DEV.	Procurement mobile lab equip.	Goods	5000017375	105 118
YAHYAOUI BOUBAKER	Tunisia	PROJECT FOR RURAL ELECTRIFICATION	Elect. Works Contract	5000017615	59 176	
Zaabouti Ali	Tunisia	INTEGR.AGRICULTURAL DEV.	Cattle Purchase	Goods	5000017356	90 994
Tunisia Total		Number of Awardees: 76		Total Amount		40 257 217

Awardee: Zambia

Awardee	Country	Project	Type of Service	Type	Contract no.	UA Amount
AFRICAN BROTHERS	Zambia	CENTRAL PROV. RURAL	400 Boreholes in Mkushi District	Works	5000017276	873 027
AFRICAN BROTHERS	Zambia	EDUCATION III PROJECT	SUPPLY&DELIVRY&INSTAL	Goods	5000017493	10 248
CFAO ZAMBIA LTD	Zambia	SMALLSCALE IRRIGATION PROJECT	SUPPLY OF VEHICLES	Goods	5000018113	93 501
CHINA JIANGXI	Zambia	CENTRAL PROV. RURAL	887 Kapiri-Mposhi + 358 ChibomboDistri	Works	5000017278	2 469 070
COMPUTER WAREHOUSE	Zambia	EDUCATION III PROJECT	SUPPLY & DELIVRY COMPUTERS	Goods	5000017494	4 598
COVEC COMPUTER	Zambia	EDUCATION III PROJECT	SUPPLY&DELIVRY&INSTAL	Goods	5000017492	34 464
GM INTERNATIONAL LTD	Zambia	HEALTH II (HLTH SECTOR SUPPORT	REHABILITAT OF HEALTH FACILITIES	Works	5000018174	860 086
HUA CHANG	Zambia	HEALTH II (HLTH SECTOR SUPPORT	REHABILITAT OF HEALTH FACILITIES	Works	5000018176	662 475
IBEX VETERINARY	Zambia	AGRICULTURAL SECTOR	SUPPLY AND DELIVERY OF LAB	Goods	5000017923	11 339

AFRICAN DEVELOPMENT BANK

AFRICAN DEVELOPMENT FUND

KPMG (Zambia)	Zambia	RURAL CENTRAL PROV.	Audit Project	Services	5000016732	34 732
MACMILLAN PUBLISHERS	Zambia	EDUCATION III PROJECT	SUPPLY OF GRADE8&9 ENGLISH	Goods	5000016694	183 659
MILLERS CONSTRUCTION	Zambia	HEALTH II (HLTH SECTOR SUPPORT	REHABILITAT OF HEALTH FACILITIES	Works	5000018175	999 499
NASHINGA	Zambia	EDUCATION III PROJECT	7 PRIMARY SCHOOLS IN EASTERN	Works	5000016825	662 109
OFFICE MACHINA	Zambia	SMALLSCALE IRRIGATION PROJECT	COMPUTERS AND ACCESSORIES	Goods	5000017951	28 327
SARO AGRI EQUIPMENT	Zambia	AGRICULTURAL SECTOR	SUPPLY OF TRACTOR IMPLEMENTS	Goods	5000017425	53 967
SEEBRO INTERNATIONAL	Zambia	CENTRAL PROV. RURAL	Supply and Delivery of 2542 Bicycles	Goods	5000017145	68 119
TECHZAM LIMITED	Zambia	EDUCATION III PROJECT	SUPPLY & DELIVRY 20 NO.PRINTERS	Goods	5000017491	14 328
Zambia Total		Number of Awardees: 17		Total Amount		7 063 548

Awardee Awardee : Zimbabwe

Awardee	Country	Project	Type of Service	Type	Contract no.	UA Amount
CPG	Mozambique	INTEG. WATER SUPPLY & SANITAT	TA PMU NIASSA PROVINCE	Services	5000017193	1 137 225
HLB RUZENGWE & CO.	Multinational	CAP. BLG. FOR DISABILITY	Audit for 2002 & 2003	Services	5000017931	3 649
Zimbabwe Total		Number of Awardees: 2		Total Amount		1 140 875
Grand Total		Number of Awardees: 726		Total Amount		416 839 900

ANNEX 8

List of Amendments Signed in 2004

Country	Project Description	Type	Contract Amount (UA)	Contract Approval	Reference of Amendment	Amendment Amount (UA)	Amendment Approval	Bank %
<i>A/ 81 Positive Amendments Contract</i>			<i>174 190 572</i>	<i>Total Amount Amendment</i>		<i>22 880 723</i>		
Algeria	SIDI BEL ABBES WATER SUPPLY	Goods	22 703 859	08/12/2000	Arrangement of supplementary Works	3 122 440	07/05/2004	100%
Algeria	SIDI BEL ABBES WATER SUPPLY	Works	773 174	17/07/2000	Amendment no. 22 (access routes)	112 513	24/05/2004	100%
Algeria	SIDI BEL ABBES WATER SUPPLY	Goods	22 703 859	08/12/2000	Amendment (access routes)	1 472 556	24/05/2004	100%
Burkina Faso	EDUCATION PROJECT IV	Works	142 430	26/11/2001	Amendment n° 1 to 204/2001	20 959	13/04/2004	100%
Burkina Faso	EDUCATION PROJECT IV	Works	61 105	26/11/2001	Amendment n°1 to Contract No.° 205/2001	9 562	13/04/2004	100%
Burkina Faso	EDUCATION PROJECT IV	Works	66 569	05/06/2002	Amendment N°1 to Contract 1902002/MEF/MESSRS	10 727	11/10/2004	100%
Burkina Faso	EDUCATION PROJECT IV	Works	64 295	07/10/2002	Amendment N°1 au Contract 118/2002/MEF/MESSRS	10 557	11/10/2004	100%
Burkina Faso	EDUCATION PROJECT IV	Works	238 042	07/10/2002	Amendment N°1 to Contract 183/2002/MEF/MESSRS	24 757	07/09/2004	100%
Burkina Faso	EDUCATION PROJECT IV	Works	280 112	11/01/2003	Amendment N°1 to Contract 185/2002/MEF/MESSRS	23 590	07/09/2004	100%
Burkina Faso	EDUCATION PROJECT IV	Works	401 575	07/10/2002	Amendment N°1 to Contract 192/2002/MEF/MESSRS	13 650	10/09/2004	100%
Burkina Faso	EDUCATION PROJECT IV	Works	446 461	07/10/2002	Amendment N°1 to Contract 193/2002/MEF/MESSRS	36 967	10/09/2004	100%
Burkina Faso	EDUCATION PROJECT IV	Works	498 184	11/01/2003	Amendment N°1 to Contract 184/2002/MEF/MESSRS	81 905	03/09/2004	100%
Burkina Faso	EDUCATION PROJECT IV	Works	405 697	07/10/2002	Amendment N°1 to Contract 194/2002/MEF/MESSRS	61 791	03/09/2004	100%
Burkina Faso	EDUCATION PROJECT IV	Works	522 018	11/01/2003	Amendment N°1 to Contract 186/2002/MEF/MESSRS	68 693	03/09/2004	100%
Burkina Faso	EDUCATION PROJECT IV	Works	202 767	11/01/2003	Amendment N°1 to Contract 187/2002/MEF/MESSRS	20 126	03/09/2004	100%
Burkina Faso	SANITATION AND DWS STUDY	Services	436 368	01/08/2003	Amendment 1	125 512	08/10/2004	100%
Burkina Faso	SANITATION AND DWS STUDY	Services	283 395	01/08/2003	Amendment 1	67 804	08/10/2004	100%
Cameroon	STOCKBREEDING AND FISHERIES PROJECT	Services	821 941	26/06/2001	Adjustment foreign exchange assistance	236 441	23/03/2004	100%
Eritrea	NATIONAL LIVESTOCK DEVELOPMENT PROJECT	Services	207 912	16/06/2000	ONAR.1/CTL/NLDP/2004/01/08/01	44 553	08/01/2004	100%

Country	Project Description	Type	Contract Amount (UA)	Contract Approval	Reference of Amendment	Amendment Amount (UA)	Amendment Approval	Bank %
Gabon	REH.FRCEVIL-LALEYOU ROAD & AMEN.LALEY ROAD	Services	11 285 980	24/07/1997	allocation1 compl. Price revision	790 427	24/09/2004	100%
Ghana	PRIMARY EDU. REHAB. PROJ. (EDII)	Services	120 295	13/07/2001	To increase contract amount-Addendum	35 825	15/03/2004	100%
Ghana	PRIMARY EDU. REHAB. PROJ. (EDII)	Works	2 599 383	09/08/2001	To increase contract amount-Addendum	576 980	15/03/2004	97%
Ghana	PRIMARY EDU. REHAB. PROJ. (EDII)	Works	2 782 466	09/08/2001	To Increase contract amount-Addendum	437 957	15/03/2004	97%
Ghana	PRIMARY EDU. REHAB. PROJ. (EDII)	Works	1 927 009	09/08/2001	To Increase contract amount-Addendum	304 739	15/03/2004	97%
Ghana	PRIMARY EDU. REHAB. PROJ. (EDII)	Services	119 253	28/05/2001	Contract Addendum	24 127	15/03/2004	100%
Ghana	PRIMARY EDU. REHAB. PROJ. (EDII)	Works	2 566 847	09/08/2001	Contract Addendum	265 884	15/03/2004	97%
Ghana	REHABILITATION OF ACHIMOTA-ANYINAM ROAD	Works	999 822	18/12/2001	GHA/CONT.1/GAR/SF.16C/770	218 690	20/04/2004	100%
Ghana	PRIMARY EDU. REHAB. PROJ. (EDII)	Works	1 927 009	09/08/2001	Na	20 005	27/10/2004	97%
Ghana	REHABILITATION OF ACHIMOTA-ANYINAM ROAD	Works	1 771 423	23/04/2002	GHA/CONT.1/GAR/SF.168/308	213 751	28/12/2004	100%
Ghana	REHABILITATION OF ACHIMOTA-ANYINAM ROAD	Works	7 494 305	23/04/2002	GHA/CONT.1/GAR/SF.168/308	962 187	28/12/2004	100%
Guinea	EDUCATION PROJECT III	Goods	815 277	29/01/2003	2004/0093/2/3/1/1/N	236 486	14/04/2004	100%
Guinea-Bissau	ROAD INFRASTRUCT. REHABILITAT.	Works	2 668 554	31/10/2002	148/DGEP/CAPBAD/04	284 330	13/05/2004	100%
Malawi	DISTRICT WATER SUPPLY III PROJECT	Works	4 379 945	15/04/2002	No. 2	738 915	04/03/2004	100%
Malawi	DISTRICT WATER SUPPLY III PROJECT	Works	3 767 584	15/04/2002	No. 2	599 850	04/03/2004	100%
Malawi	MWANZA RURAL DEVELOP. PROJECT	Works	252 287	11/05/2003	CONTRACT 18/2002	18 331	30/03/2004	100%
Malawi	DISTRICT WATER SUPPLY III PROJECT	Works	3 767 584	15/04/2002	Adjustments	338 453	12/08/2004	100%
Malawi	DISTRICT WATER SUPPLY III PROJECT	Works	4 379 945	15/04/2002	Adjustments	29 783	12/08/2004	100%
Mali	ROAD MAINTENANCE PROJECT	Services	217 904	02/03/2001	0100/DGMP/2004	38 986	02/03/2004	89%
Mali	EDUCATION III	Works	3 059 593	02/03/1999	Amendment n°3 to convention 490/1999/IP	866 532	11/06/2004	100%
Mali	EDUCATION III	Services	482 013	02/03/1999	Amendment n°3 à la convention 490/1999/IP	44 451	11/06/2004	100%
Mali	BAGUINEDA STUDY II	Services	94 984	11/06/2004	AMENDMENT N°1	3 296	29/11/2004	100%
Mali	BAGUINEDA STUDY II	Services	40 273	11/06/2004	AMENDMENT N°1 part in foreign exchange	10 944	29/11/2004	100%
Morocco	DRINKING WATER & SANITATION PROJECT	Works	2 167 812	20/02/2001	Amendment n°2 (local increase part)	343 315	16/03/2004	100%
Morocco	DRINKING WATER & SANITATION PROJECT	Works	4 473 387	04/10/2000	Price revision - Art.47 of Contract	377 273	28/12/2004	75%
Mozambique	RURAL ROADS STUDY	Services	1 007 176	14/05/2002	11/CON/ES-PE/DEN/2000	90 998	21/01/2004	95%

Country	Project Description	Type	Contract Amount (UA)	Contract Approval	Reference of Amendment	Amendment Amount (UA)	Amendment Approval	Bank %
Mozambique	MASSINGIR DAM REHABILITATION PROJECT	Services	1 405 991	19/12/2001	ICB 04 ADDENDUM 01	84 097	08/06/2004	100%
Mozambique	FAMILY FARMING INCOME ENHANCEMENT	Goods	1 264 738	09/09/2003	AMENDMENT No 1 TO No14/INC-ENH/MOZ/02	68 070	28/04/2004	100%
Mozambique	ROADS REHAB. & UPGRADING PROJECT	Works	16 701 777	13/07/2003	49/OBR/RE/DEN/2001- Addendum No.1	4 789 252	02/08/2004	100%
Mozambique	EDUCATION II	Works	1 663 861	07/11/1998	AMENDMENT N°1	102 360	04/10/2004	100%
Mozambique	EDUCATION II	Works	1 400 965	07/11/1998	AMENDMENT N°1	86 710	04/10/2004	100%
Mozambique	EDUCATION II	Works	1 460 308	07/11/1998	AMENDMENT N°1	112 455	04/10/2004	100%
Multinational	MANANTALI POWER PROJECT	Goods	1 858 502	31/03/2000	Amendment No 4 (a)	61 740	15/06/2004	100%
Multinational	MANANTALI POWER PROJECT	Goods	897 016	31/03/2000	Amendment No 4 (b)	176 583	15/06/2004	100%
Niger	MOBILISAT FOR TAHOUA DEPT WATER	Services	135 138	15/11/2002	Na	23 783	09/07/2004	100%
Niger	POVERTY REDUCTION	Works	2 897 682	28/02/2001	Percentage readjustment 98,21%	231 933	31/08/2004	100%
Niger	EDUCATION PROJECT	Works	2 959 569	15/07/1999	5000009371/031204	258 966	03/12/2004	89%
Niger	DOSSO. RURAL DEPT DEV SUPPORT	Works	129 402	24/08/2003	002/2003/PADER	20 262	11/11/2004	100%
Niger	DOSSO. RURAL DEPT DEV SUPPORT	Works	211 115	23/08/2003	003/2003/PADER	33 147	11/11/2004	100%
Niger	DOSSO. RURAL DEPT DEV SUPPORT	Works	113 058	25/08/2003	004/2003/PADER	16 638	11/11/2004	100%
Uganda	ROADS MAINTENANCE AND UPGRADING PROJECT	Services	362 379	05/03/2002	Addendum No. 1	44 029	17/12/2004	100%
Rwanda	MARSHL. DEV. & PROTECT B.V	Services	698 507	15/06/2001	Amendment n°1	84 668	15/01/2004	100%
Rwanda	EMERG. HEALTH INFRAST. REHAB. PROJ..	Services	131 304	16/09/2003	None	13 290	05/11/2004	100%
Rwanda	EMERG. HEALTH INFRAST. REHAB. PROJ..	Services	110 939	16/09/2003	None	8 689	02/11/2004	100%
Rwanda	REHAB. PRIMARY SCHOOL & KIST(EDUCAT III)	Services	243 097	04/04/2002	423/BDIII/2004	35 234	24/08/2004	100%
Rwanda	REHAB. PRIMARY SCHOOL & KIST(EDUCAT III)	Services	82 103	15/09/2003	443/BDIII/2004	19 331	10/12/2004	100%
Rwanda	TECHN. & VOCATION. EDUC. STRENGTH..	Goods	314 198	15/11/2003	FAD/REH-EDU/04/044/L 07/05/04	53 186	11/05/2004	100%
Sao Tome	DWSS – WATERBORNE DISEASE CONTROL	Goods	1 844 138	17/11/2002	11/2002	166 513	09/03/2004	100%
Senegal	DIAM NIADIO-MBOUR-KAOLACK ROAD PROJECT	Works	6 374 791	11/09/2002	Amendment N°1	773 915	27/04/2004	100%
Senegal	DIAM NIADIO-MBOUR-KAOLACK ROAD PROJECT	Works	4 151 260	11/09/2002	Amendment N°1	650 360	27/04/2004	100%
Senegal	DIAM NIADIO-MBOUR-KAOLACK ROAD PROJECT	Services	845 766	16/11/2002	Amendment N°1	145 491	27/04/2004	100%
Senegal	HEALTH PROJECT I	Goods	191 251	27/11/2003	Concerns part to be financed ADF	32 548	06/10/2004	100%
Senegal	HEALTH PROJECT I	Goods	1 999 772	21/04/1999	CE10003520	544 733	09/12/2004	100%
Sierra Leone	EDUCATION II	Goods	2 806 047	26/07/1995	Addendum to Salini Contract - 10/02/2004	498 013	10/02/2004	100%

Country	Project Description	Type	Contract Amount (UA)	Contract Approval	Reference of Amendment	Amendment Amount (UA)	Amendment Approval	Bank %
Sierra Leone	EDUCATION II	Goods	498 013	02/03/2004	Addendum to Salini Contract - 10/02/2004	9 566	26/02/2004	100%
Sierra Leone	EDUCATION II	Goods	88 657	02/03/2004	Addendum to adjust for exact payment	12 948	06/08/2004	100%
Tanzania	MUTUKULA-MUHUTWE ROAD	Services	1 011 441	06/12/1999	ONIN.3/TZ-ADD2/2004/07 of 26.07.2004	159 154	26/07/2004	100%
Tanzania	LIVESTOCK MARKETING PROJECT	Works	2 269 680	25/06/2002	Adjusting shortfall due exchange rate.	65 571	30/12/2004	100%
Tunisia	EXTENS. WILD CITRUS ZONE CAP BON.	Works	129 670	31/12/2002	Excess quantity	25 999	05/06/2004	100%
Tunisia	RURAL ELECTRIFICATION PROJECT VI	Goods	97 936	17/05/2002	Price Revision	3 253	24/12/2004	100%
Tunisia	RURAL ELECTRIFICATION PROJECT VI	Goods	310 611	17/05/2002	Price Revision	22 246	24/12/2004	100%
Tunisia	EXTENS. WILD CITRUS ZONE CAP BON.	Works	102 018	25/04/1997	Correspondence CRDA Nabeul of 14-12-2004	8 370	17/12/2004	100%

Country	Project Description	Type	Contract Amount du Contrat (UC)	Contract Approval	Amendment Reference	Amendment Amount (UA)	Amendment Approval	Bank %
B/ 18 Negative Amendments			Total Contract Amount		Total Amount Amendment	-6 144 851		
			114 266 356					
Cameroon	PROJ. HEALTH I :DEVELOPPEMENT SYSTEME SAN	Services	10 417	16/11/2003	-150	-103	28/04/2004	100%
Eritrea	FISHERIES INFRA. DEV. PROJECT	Works	9 293 251	18/07/2003	SUPERVISION -BTOR APPROVED 08-08.2004	-894 686	02/08/2004	100%
Ghana	REHABILITATION OF ACHIMOTA-ANYINAM ROAD	Works	999 822	18/12/2001	GHA/CONT.1/GAR/SF.16C/770	-218 690	20/04/2004	100%
Guinea	HEALTH III	Services	561 296	13/08/2003	Overseas training Grant	-505 102	05/07/2004	100%
Malawi	DISTRICT WATER SUPPLY III PROJECT	Works	3 767 584	15/04/2002	No. 1	-82 642	04/03/2004	100%
Malawi	DISTRICT WATER SUPPLY III PROJECT	Works	4 379 945	15/04/2002	No. 1	-64 050	04/03/2004	100%
Morocco	DRINKING WATER & SANITATION PROJECT	Works	2 167 812	20/02/2001	Amendment n°1 (less forex part)	-343 315	15/03/2004	100%
Mozambique	MASSINGIR DAM REHABILITATION PROJECT	Works	24 257 372	01/03/2004	CIVIL WORKS - ICB 06- AMEND.01	-59 832	29/03/2004	100%
Niger	NATURAL FOREST DEVELOPMENT	Services	88 834	20/09/2003	Na	-18 345	07/06/2004	100%
Niger	Niger-Str. Nat. domestic power	Services	556 620	20/02/2004	Amendment No 1	-325 984	07/09/2004	100%
Nigeria	MULTI-STATE WATER SUPPLY	Goods	16 969 044	29/05/1998	Reducing an Amount	-98 862	16/09/2004	100%
Nigeria	MULTI-STATE WATER SUPPLY	Goods	12 359 241	28/07/1998	Reducing amounts	-591 849	16/09/2004	100%
Nigeria	MULTI-STATE WATER SUPPLY	Goods	20 774 302	25/05/1998	Reducing the Amounts	-1 690 706	16/09/2004	100%
Nigeria	MULTI-STATE WATER SUPPLY	Goods	12 598 738	18/12/1998	Reducing the Amounts	-399 969	16/09/2004	100%
Rwanda	PROJ. D'URG. REHAB. INFRASTRUCT. SANIT.	Services	742 636	04/11/1997	None	-179 376	04/05/2004	100%
Sao Tome	DWSS -WATERBORNE DISEASE CONTROL	Goods	1 844 138	17/11/2002	11/2002	-166 513	09/03/2004	100%
Sierra Leone	EDUCATION II	Goods	2 806 047	26/07/1995	Addendum to Salini Contract - 10/02/2004	-498 013	10/02/2004	100%
Chad	BASIC HEALTH CARE STRENGTHENING	Works	89 259	19/02/1999	No reference	-6 814	11/02/2004	100%