

**Section**

2

**Economic Statistics**  
**Statistiques économiques**

**GDP Growth**

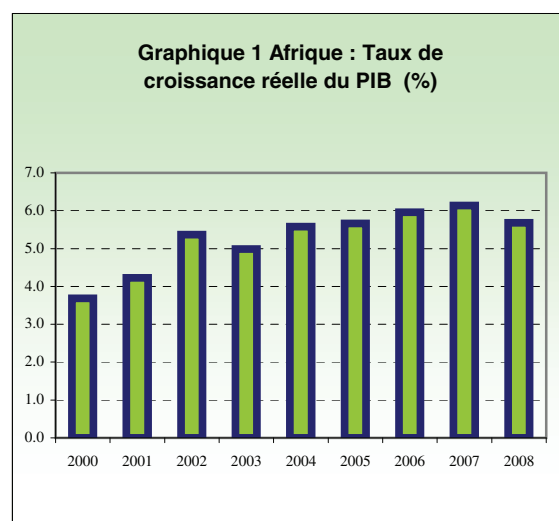
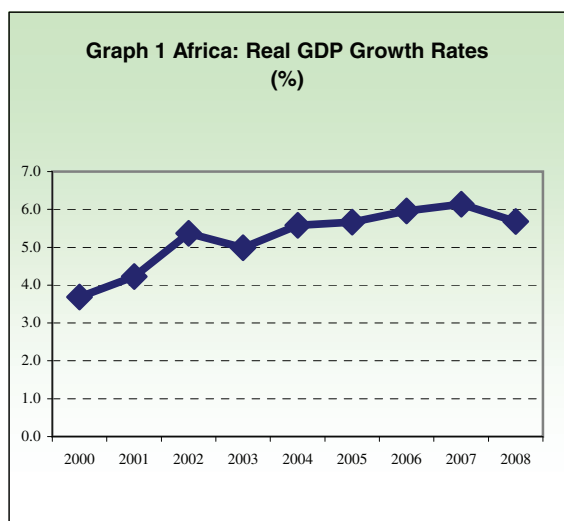
Following five years of sustained economic growth above 5 per cent per year, Africa posted a 5.7 per cent growth in 2008, slightly below the 6.1 per cent in 2007. This reduction in GDP growth in 2008 was caused by two main global factors: the surge in food and oil prices, significantly reducing the purchasing power of households and thereby curbing consumption; and worldwide financial turbulences in the second semester, causing a fall in external demand which in turn weighed negatively on non-diversified and non-extrovert African economies.

Growth in 2008 was broadly distributed among regions of the continent. East Africa posted the strongest growth rate (7.3 per cent) owing to remarkable performances of Ethiopia, Rwanda and Sudan. Growth was moderated in North Africa (5.8 per cent) and West Africa (5.4 per cent). Central Africa recorded the lowest growth rate (5.0 per cent) in part because of growth contractions in Chad and Central African Republic.

**Croissance du PIB**

Faisant suite à cinq années de croissance soutenue et eu delà de 5 pour cent par année, l'Afrique a enregistré en 2008 un taux de 5,7 pour cent, contre 6,1 pour cent en 2007. Cette baisse en 2008 est liée, d'une part, aux envolées des prix des céréales et du pétrole qui ont fortement réduit le pouvoir d'achat des ménages et freiné la consommation. D'autre part, les turbulences financières dans le monde ont entraîné dans le deuxième semestre un recul de la demande extérieure qui a pesé négativement sur les économies africaines peu diversifiées et extraverties.

La croissance en 2008 est diversement répartie entre les régions du continent. L'Afrique de l'Est a enregistré la plus forte croissance (7,3 pour cent) suite aux performances remarquables de l'Ethiopie, du Rwanda et du Soudan. La croissance a été modérée en Afrique du Nord (5,8 pour cent) et de l'Ouest (5,4 pour cent) L'Afrique centrale enregistre la plus faible croissance (5,0 pour cent) en partie due à la contraction de la croissance au Tchad et en Centrafrique.



**Inflation**

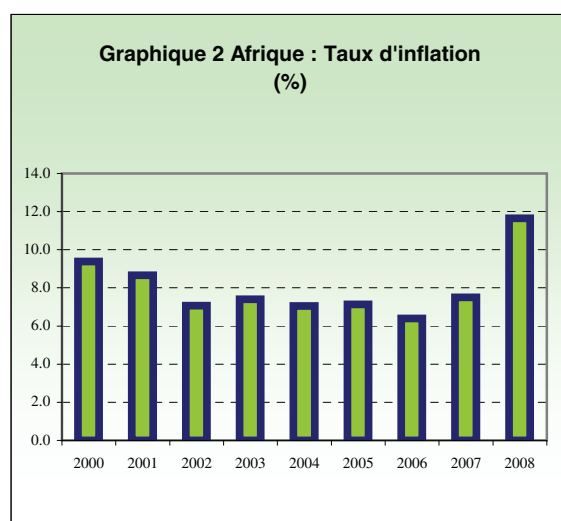
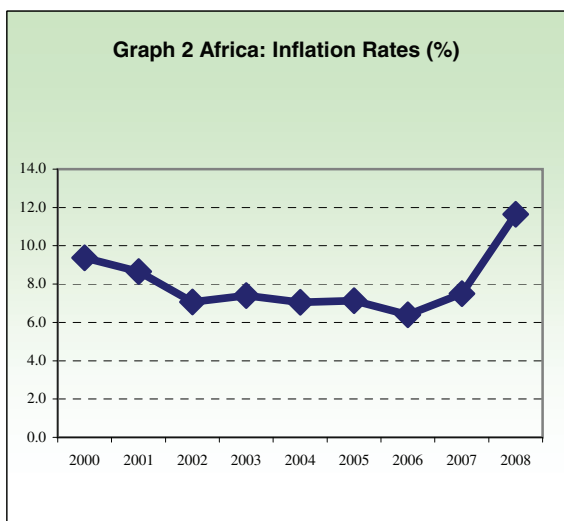
The surge in food and oil prices led almost half of African countries to record two-digit inflation rates. The average inflation rate on the Continent went from 7.5 per cent in 2007 to 11.6 per cent in 2008. The highest figures were posted by Zimbabwe, Seychelles (37.0 per cent), Democratic Republic of Congo (26.2 per cent), Sao Tome and Principe (25.9 per cent), Kenya (25.8 per cent) and Ethiopia (25.3 per cent).

East Africa recorded the highest inflation of all regions (17.8 per cent), followed by Southern Africa (15.2 per cent), West Africa (10.6 per cent) and Central Africa. North Africa recorded the lowest inflation rate (8.1 per cent).

**Inflation**

L'envolée des prix des denrées alimentaires et de carburant ont amené près de la moitié des pays africains à enregistrer des taux d'inflation à deux chiffres. Le taux d'inflation moyen en Afrique est passé de 7,5 pour cent en 2007 à 11,6 pour cent en 2008. Les plus forts taux ont été constatés au Zimbabwe, aux Seychelles (37,0 pour cent), en République Démocratique du Congo (26,2 pour cent), à Sao Tome et Principe (25,9 pour cent), au Kenya (25,8 pour cent) et en Ethiopie (25,3 pour cent).

L'Afrique de l'est enregistre la plus forte inflation par sous région (17,8 pour cent) suivi de l'Afrique australe (15,2), l'Afrique de l'Ouest (10,6 pour cent) et de l'Afrique centrale °. L'Afrique du Nord enregistre la plus faible valeur (8,1 pour cent).



NATIONAL ACCOUNTS - COMPTES NATIONAUX

2-1. GDP at Current market prices - PIB aux prix du marché (courant)

Million US Dollars										Millions de dollars EU
Country	2000	2001	2002	2003	2004	2005	2006	2007	2008	Pays
Algeria	54 796	54 745	56 758	67 802	85 149	102 954	116 502	135 507	158 974	Algérie
Angola	9 917	8 936	11 386	13 956	19 800	30 632	45 167	61 334	119 370	Angola
Benin	2 360	2 501	2 812	3 561	4 053	4 355	4 708	5 513	6 336	Bénin
Botswana	5 633	6 034	6 092	8 087	10 048	10 263	11 255	11 868	11 522	Botswana
Burkina Faso	2 618	2 794	3 242	4 328	5 031	5 423	5 774	6 758	8 188	Burkina Faso
Burundi	709	662	628	596	680	797	909	936	1 116	Burundi
Cameroon	9 290	9 641	10 895	13 635	15 785	16 578	17 963	20 623	25 071	Cameroun
Cape Verde	571	583	667	849	955	1 066	1 276	1 517	1 952	Cap-Vert
Central African Republic	960	969	1 043	1 140	1 270	1 349	1 478	1 713	2 309	République Centrafricaine
Chad	1 386	1 711	1 990	2 725	4 418	5 854	6 303	7 010	6 155	Tchad
Comoros	202	220	252	325	363	388	404	466	557	Comores
Congo	3 221	2 796	3 024	3 499	4 652	6 083	7 736	7 647	13 650	Congo
Congo, Dem. Republic	4 335	5 153	5 539	5 681	6 561	7 223	8 824	10 423	12 541	Rép. Démocratique du Congo
Côte d'Ivoire	10 420	10 554	11 503	13 751	15 491	16 334	17 277	19 574	23 006	Côte d'Ivoire
Djibouti	556	577	596	628	666	709	765	842	1 023	Djibouti
Egypt	97 954	90 284	84 828	71 357	78 322	93 185	107 741	132 077	166 019	Egypte
Equatorial Guinea	1 178	1 696	2 089	2 842	4 682	7 118	8 538	10 705	15 529	Guinée Equatoriale
Eritrea	706	752	729	870	1 109	1 098	1 211	1 316	1 479	Erythrée
Ethiopia	7 970	7 879	8 102	8 870	10 432	12 276	14 813	19 455	25 163	Ethiopie
Gabon	5 069	4 717	4 938	6 061	7 183	8 660	9 551	11 429	16 542	Gabon
Gambia	421	418	370	367	401	461	508	643	612	Gambie
Ghana	4 980	5 312	6 163	7 628	8 877	10 726	12 722	15 160	14 657	Ghana
Guinea	2 995	2 829	2 950	3 446	3 666	2 937	4 142	3 869	4 611	Guinée
Guinea-Bissau	216	199	204	236	270	302	308	356	442	Guinée-Bissau
Kenya	12 604	12 983	13 151	14 905	16 091	18 769	22 479	26 950	41 896	Kenya
Lesotho	783	711	670	994	1 290	1 376	1 517	1 672	1 323	Lesotho
Liberia	661	726	646	474	461	453	442	569	1 212	Libéria
Libyan Arab Jamahiriya	38 214	34 062	21 912	26 236	33 293	45 451	55 077	69 746	87 854	Jamahiriya Arabe Libyenne
Madagascar	3 866	4 527	4 557	5 738	4 493	5 192	5 777	7 711	8 198	Madagascar
Malawi	1 744	1 717	2 665	2 425	2 625	2 855	3 164	3 527	3 032	Malawi
Mali	2 640	3 000	3 157	4 200	4 987	5 584	6 079	7 038	8 411	Mali
Mauritania	1 081	1 122	1 150	1 285	1 495	1 858	2 699	2 838	3 771	Mauritanie
Mauritius	4 583	4 537	4 755	5 641	6 386	6 284	6 507	7 519	9 180	Maurice
Morocco	37 060	37 766	40 474	49 819	56 948	59 524	65 640	75 116	88 642	Maroc
Mozambique	4 183	4 074	4 204	4 666	5 698	6 579	7 214	8 069	14 456	Mozambique
Namibia	3 909	3 547	3 361	4 931	6 607	7 261	7 977	8 723	8 159	Namibie
Niger	1 667	1 815	2 068	2 642	2 899	3 326	3 581	4 183	5 147	Niger
Nigeria	46 386	44 138	59 117	67 656	87 845	112 249	145 428	165 475	216 755	Nigéria
Rwanda	1 735	1 675	1 644	1 777	1 971	2 379	2 869	3 339	3 816	Rwanda
Sao Tome and Principe	77	76	91	98	108	115	124	145	160	Sao Tomé-et-Principe
Senegal	4 681	4 881	5 341	6 866	8 036	8 682	9 274	11 169	12 602	Sénégal
Seychelles	738	747	837	847	840	884	968	912	842	Seychelles
Sierra Leone	636	806	936	991	1 073	1 215	1 424	1 665	2 391	Sierra Leone
Somalia	...	...	...	...	...	...	...	...	...	Somalie
South Africa	132 964	118 953	111 261	167 964	214 275	241 624	255 959	283 555	259 452	Afrique du Sud
Sudan	12 367	13 399	14 936	17 778	21 510	27 798	36 410	44 381	54 270	Soudan
Swaziland	1 490	1 291	1 174	1 796	2 282	2 524	2 670	2 894	2 584	Swaziland
Tanzania	10 186	10 384	10 806	11 659	12 826	14 142	14 331	16 825	18 346	Tanzanie
Togo	1 291	1 329	1 470	1 670	1 933	2 107	2 219	2 494	2 526	Togo
Tunisia	19 444	19 988	21 047	24 968	28 276	29 109	31 110	35 485	42 457	Tunisie
Uganda	6 099	6 341	6 670	7 050	8 436	10 040	11 011	13 572	16 611	Ouganda
Zambia	3 238	3 637	3 697	4 327	5 440	7 271	10 886	11 655	14 320	Zambie
Zimbabwe	5 714	5 718	5 556	5 094	5 044	5 008	4 890	4 723	...	Zimbabwe
<b>Africa</b>	<b>588 503</b>	<b>565 913</b>	<b>574 156</b>	<b>686 739</b>	<b>833 028</b>	<b>976 428</b>	<b>1 123 598</b>	<b>1 308 693</b>	<b>1 565 237</b>	<b>Afrique</b>

NATIONAL ACCOUNTS - COMPTES NATIONAUX

2-2. Real GDP growth Rates - Taux de croissance réelle du PIB

Annual % change											Variations annuelles en %
Country	2000	2001	2002	2003	2004	2005	2006	2007	2008		Pays
Algeria	2.2	2.1	4.7	6.9	5.2	5.1	2.0	3.0	3.3		Algérie
Angola	...	4.1	10.2	4.5	11.2	15.5	18.6	21.1	...		Angola
Benin	4.9	6.2	4.4	3.9	3.1	2.9	3.8	4.6	5.3		Bénin
Botswana	5.9	3.6	8.8	6.3	6.0	1.6	5.1	4.4	...		Botswana
Burkina Faso	1.9	7.1	4.7	8.0	4.6	7.1	5.5	3.6	4.5		Burkina Faso
Burundi	-0.9	2.1	4.5	-1.2	4.4	0.9	5.5	3.6	...		Burundi
Cameroon	4.2	4.5	4.0	4.0	3.7	2.3	3.2	3.4	...		Cameroun
Cape Verde	6.8	5.8	5.0	4.7	4.6	5.6	5.7	6.8	...		Cap-Vert
Central African Republic	6.1	4.1	3.8	1.3	2.7	0.3	-4.6	3.5	3.0		République Centrafricaine
Chad	-0.5	11.5	8.5	14.3	33.7	7.9	0.2	0.1	...		Tchad
Comoros	2.4	2.3	2.3	2.1	1.9	2.8	2.6	0.8	...		Comores
Congo	7.6	3.8	4.6	0.8	3.6	7.6	6.2	-1.2	6.9		Congo
Congo, Dem. Republic	-6.9	-2.1	3.5	5.8	6.6	7.9	5.6	6.2	...		Rép. Démocratique du Congo
Côte d'Ivoire	-1.3	2.4	5.6	5.2	6.1	-1.2	2.8	1.6	2.6		Côte d'Ivoire
Djibouti	1.3	-5.7	9.1	10.8	0.6	0.5	1.5	2.6	2.6		Djibouti
Egypt	5.4	3.5	19.2	3.2	4.1	4.5	6.8	7.1	6.5		Egypte
Equatorial Guinea	13.1	67.8	20.4	14.4	32.7	8.8	5.3	17.7	5.1		Guinée Equatoriale
Eritrea	...	...	...	...	...	...	...	...	...		Erythrée
Ethiopia	6.1	8.3	1.5	-2.2	13.6	11.8	10.8	11.1	11.3		Ethiopie
Gabon	...	2.1	-0.3	2.5	1.4	3.0	1.2	5.6	3.4		Gabon
Gambia	...	7.6	2.2	4.5	5.3	2.2	6.7	6.3	...		Gambie
Ghana	3.7	4.2	4.5	5.2	5.6	5.9	6.2	6.5	...		Ghana
Guinea	2.5	3.7	5.2	1.2	2.3	3.0	2.5	1.8	4.7		Guinée
Guinea-Bissau	-5.6	2.4	-6.1	1.1	2.7	18.8	-5.0	-5.0	...		Guinée-Bissau
Kenya	0.5	4.5	0.5	2.9	5.1	5.8	6.4	7.0	...		Kenya
Lesotho	4.5	3.5	1.4	4.0	5.0	0.7	8.0	5.1	2.5		Lesotho
Liberia	22.4	4.9	7.5	-24.0	22.0	11.1	7.8	9.5	...		Libéria
Libyan Arab Jamahiriya	3.7	3.1	1.1	16.4	6.1	9.9	5.9	5.6	...		Jamahiriya Arabe Libyenne
Madagascar	4.7	6.0	-12.7	9.8	5.3	4.6	5.0	6.2	7.1		Madagascar
Malawi	1.0	-4.9	2.9	6.1	6.7	1.9	7.9	7.4	...		Malawi
Mali	-3.3	11.9	4.3	7.6	2.3	6.1	5.3	4.3	4.7		Mali
Mauritania	1.9	2.9	1.1	5.6	5.2	5.4	11.4	0.9	4.5		Mauritanie
Mauritius	9.0	2.6	1.9	4.3	5.8	1.2	3.9	5.4	4.8		Maurice
Morocco	-0.5	11.3	3.8	1.2	4.5	4.2	10.1	11.9	...		Maroc
Mozambique	1.5	12.3	9.2	6.5	7.9	8.4	8.7	7.0	...		Mozambique
Namibia	...	1.2	4.8	4.2	12.3	2.5	7.1	4.1	...		Namibie
Niger	-2.6	7.4	5.3	7.7	-0.8	8.4	5.8	3.3	5.9		Niger
Nigeria	5.3	8.2	21.0	10.3	10.6	5.4	6.2	6.2	...		Nigéria
Rwanda	8.1	8.5	11.0	0.3	5.3	7.2	7.1	7.9	...		Rwanda
Sao Tome and Principe	3.0	4.0	5.0	5.1	6.5	6.5	18.3	6.0	6.0		Sao Tomé-et-Principe
Senegal	3.2	4.6	0.7	6.7	5.9	5.6	2.3	4.8	3.9		Sénégal
Seychelles	12.0	8.4	1.9	4.2	-2.3	7.5	8.3	7.3	...		Seychelles
Sierra Leone	...	...	18.2	10.9	9.6	7.5	7.3	6.4	6.1		Sierra Leone
Somalia	3.0	3.0	3.5	3.5	3.0	3.0	2.4	...	...		Somalie
South Africa	4.2	2.7	3.7	3.1	4.9	5.0	5.3	5.1	...		Afrique du Sud
Sudan	7.8	10.1	8.1	7.7	2.8	6.7	9.5	9.5	...		Soudan
Swaziland	2.0	1.0	1.9	3.8	2.5	2.2	2.8	...	...		Swaziland
Tanzania	4.9	6.0	7.2	6.9	7.8	7.4	6.7	7.1	...		Tanzanie
Togo	-1.0	-2.2	-0.2	4.8	2.5	1.3	4.1	...	...		Togo
Tunisia	4.7	4.9	1.8	5.6	6.0	4.0	5.5	6.3	6.1		Tunisie
Uganda	5.4	8.8	7.1	6.2	5.8	10.0	7.0	8.6	...		Ouganda
Zambia	3.6	4.9	3.3	5.1	5.4	5.3	6.2	6.2	5.8		Zambie
Zimbabwe	-7.8	-0.2	-5.9	-7.4	-3.6	-4.0	-3.0	...	...		Zimbabwe

NATIONAL ACCOUNTS - COMPTES NATIONAUX

2-3. Per Capita GDP - PIB par habitant

US \$	Current Prices / Prix courants			Constant 2000 Prices / Prix constants de 2000			PPP / PPA	\$ EU
	2005	2007	2008	2005	2007	2008		
Algeria	3 134	4 002	4 625	2 049	2 132	2 163	6 054	Algérie
Angola	1 903	3 603	6 821	861	1 164	1 371	3 729	Angola
Benin	513	610	681	346	347	353	1 233	Bénin
Botswana	5 590	6 308	6 047	4 126	4 302	4 436	11 801	Botswana
Burkina Faso	389	457	538	242	258	260	1 026	Burkina Faso
Burundi	101	110	126	98	97	96	320	Burundi
Cameroon	932	1 112	1 325	638	646	655	1 959	Cameroun
Cape Verde	2 103	2 860	3 599	1 476	1 653	1 728	2 690	Cap-Vert
Central African Republic	322	394	522	236	244	250	644	République Centrafricaine
Chad	577	650	555	251	256	249	1 464	Tchad
Comoros	486	555	648	278	279	274	850	Comores
Congo	1 685	2 030	3 548	1 087	1 192	1 149	3 309	Congo
Congo, Dem. Republic	123	166	194	79	84	86	272	Rép. Démocratique du Congo
Côte d'Ivoire	879	1 016	1 172	533	519	519	1 614	Côte d'Ivoire
Djibouti	881	1 011	1 207	773	807	834	1 850	Djibouti
Egypt	1 279	1 749	2 161	1 626	1 751	1 843	4 576	Egypte
Equatorial Guinea	14 704	21 094	29 882	8 440	9 226	9 938	27 001	Guinée Equatoriale
Eritrea	243	271	295	151	143	141	752	Erythrée
Ethiopia	155	234	295	126	138	150	597	Ethiopie
Gabon	6 710	8 589	12 252	4 077	4 123	4 291	13 821	Gabon
Gambia	285	377	349	322	341	353	1 077	Gambie
Ghana	476	646	612	277	300	313	1 160	Ghana
Guinea	326	413	482	385	391	389	975	Guinée
Guinea-Bissau	189	210	253	137	136	135	459	Guinée-Bissau
Kenya	527	718	1 087	404	431	449	1 349	Kenya
Lesotho	695	833	655	470	505	527	1 266	Lesotho
Liberia	131	152	307	182	189	197	267	Libéria
Libyan Arab Jamahiriya	7 680	11 322	13 982	7 463	8 438	8 836	11 576	Jamahiriya Arabe Libyenne
Madagascar	279	392	406	232	242	250	860	Madagascar
Malawi	216	253	212	142	149	157	648	Malawi
Mali	481	570	661	283	298	298	1 057	Mali
Mauritania	627	908	1 177	429	479	471	1 684	Mauritanie
Mauritius	5 063	5 960	7 219	4 366	4 520	4 727	10 175	Maurice
Morocco	1 952	2 406	2 805	1 529	1 658	1 682	3 547	Maroc
Mozambique	320	377	663	291	329	346	677	Mozambique
Namibia	3 595	4 206	3 881	2 485	2 658	2 729	5 361	Namibie
Niger	251	294	349	148	155	158	584	Niger
Nigeria	794	1 117	1 431	529	570	592	1 731	Nigéria
Rwanda	258	343	381	252	275	288	772	Rwanda
Sao Tome and Principe	752	923	1 000	653	712	743	1 428	Sao Tomé-et-Principe
Senegal	738	902	993	488	501	513	1 547	Sénégal
Seychelles	10 332	10 534	9 675	8 997	10 323	10 841	16 779	Seychelles
Sierra Leone	217	284	401	209	229	240	585	Sierra Leone
Somalia	...	...	...	...	...	...	...	Somalie
South Africa	5 040	5 837	5 313	3 329	3 632	3 798	8 282	Afrique du Sud
Sudan	753	1 151	1 376	458	518	558	1 679	Soudan
Swaziland	2 244	2 535	2 251	1 480	1 533	1 578	4 334	Swaziland
Tanzania	368	416	442	364	396	414	1 049	Tanzanie
Togo	338	379	373	214	214	212	742	Togo
Tunisia	2 881	3 436	4 067	2 405	2 581	2 714	6 430	Tunisie
Uganda	347	439	521	282	311	327	997	Ouganda
Zambia	633	978	1 178	351	377	393	1 171	Zambie
Zimbabwe	382	354	339	325	290	272	200	Zimbabwe
<b>Africa</b>	<b>1 070</b>	<b>1 370</b>	<b>1 625</b>	<b>805</b>	<b>860</b>	<b>903</b>	<b>2 283</b>	<b>Afrique</b>

NATIONAL ACCOUNTS - COMPTES NATIONAUX

2-4. Structure of Output (at current market prices) / Structure du PIB (aux prix courants du marché)

Share of GDP (%)	Agriculture		Industry / Industrie		Manufacturing		Services		Part du PIB (%)
	Country	2000	2007	2000	2007	2000	2007	2000	
Algeria	9.0	8.1	58.1	61.2	7.5	5.0	32.9	30.7	Algérie
Angola	5.7	9.0	72.1	69.1	2.8	4.1	22.3	21.9	Angola
Benin	38.5	34.9	14.2	14.4	9.0	8.4	47.3	50.6	Bénin
Botswana	2.8	2.2	54.5	53.7	4.7	4.1	42.8	44.1	Botswana
Burkina Faso	33.0	32.1	21.3	23.9	13.2	13.9	45.8	44.0	Burkina Faso
Burundi	40.4	46.8	18.8	16.8	13.1	10.5	40.8	36.5	Burundi
Cameroon	22.1	22.7	36.0	30.2	20.8	15.4	41.8	47.1	Cameroon
Cape Verde	14.4	11.5	17.4	17.7	6.1	6.3	68.2	70.8	Cap-Vert
Central African Republic	55.0	56.6	14.7	13.6	6.1	6.2	30.4	29.9	République Centrafricaine
Chad	42.3	66.0	11.3	7.3	8.9	5.1	46.4	26.8	Tchad
Comoros	39.9	39.8	11.7	10.6	4.1	4.0	48.5	49.6	Comores
Congo	5.7	9.2	73.0	70.5	2.9	0.9	21.3	20.3	Congo
Congo, Dem. Republic	27.2	25.6	23.4	26.3	18.3	16.4	49.5	48.1	Rép. Démocratique du Congo
Côte d'Ivoire	50.0	47.5	20.3	19.9	4.8	4.9	29.7	32.7	Côte d'Ivoire
Djibouti	3.5	3.7	15.4	17.9	2.6	2.7	81.1	78.4	Djibouti
Egypt	16.7	14.1	33.5	36.7	19.4	16.1	49.7	49.2	Egypte
Equatorial Guinea	8.6	2.2	87.7	94.9	0.2	0.1	3.8	2.9	Guinée Equatoriale
Eritrea									Erythrée
Ethiopia	49.9	47.5	12.4	12.8	5.5	4.5	37.8	39.7	Ethiopie
Gabon	6.7	5.2	60.4	63.7	5.8	5.5	32.9	31.0	Gabon
Gambia	26.8	27.6	9.2	17.4	4.0	6.1	64.0	55.0	Gambie
Ghana	39.4	38.5	28.4	28.0	10.1	9.1	32.2	33.5	Ghana
Guinea	22.4	25.3	33.5	39.5	4.0	7.0	44.2	35.1	Guinée
Guinea-Bissau	39.1	46.0	14.4	13.6	13.9	11.4	46.4	40.4	Guinée-Bissau
Kenya	33.1	26.1	17.5	17.9	11.6	11.0	49.4	56.0	Kenya
Lesotho	11.6	7.1	28.5	34.6	12.3	18.1	59.9	58.3	Lesotho
Liberia	72.3	75.9	8.4	7.2	4.5	4.7	19.3	16.9	Libéria
Libyan Arab Jamahiriya	7.8	2.1	53.6	76.4	4.8	4.5	38.7	21.4	Jamahiriya Arabe Libyenne
Madagascar	28.4	25.0	15.6	20.1	12.0	14.6	56.0	54.9	Madagascar
Malawi	45.7	36.3	14.5	17.1	4.8	5.6	39.8	46.5	Malawi
Mali	36.5	36.9	21.0	27.4	7.2	12.0	42.5	35.8	Mali
Mauritania	20.5	13.8	36.9	42.9	16.1	17.6	42.6	43.3	Mauritanie
Mauritius	7.0	4.8	31.0	28.0	23.5	19.9	62.1	67.2	Maurice
Morocco	15.0	15.5	29.2	30.8	18.4	17.1	55.8	53.8	Maroc
Mozambique	24.0	28.4	24.5	26.1	12.2	15.0	51.5	45.5	Mozambique
Namibia	11.8	10.3	28.0	36.0	12.8	17.0	60.2	53.8	Namibie
Niger	39.1	43.9	13.3	14.9	6.7	5.6	47.6	41.2	Niger
Nigeria	26.0	33.2	52.2	35.6	3.7	2.5	21.8	31.2	Nigéria
Rwanda	39.7	38.5	14.5	15.4	7.4	5.9	45.8	46.1	Rwanda
Sao Tome and Principe	22.0	23.6	22.1	16.4	10.4	3.7	55.9	60.0	Sao Tomé-et-Principe
Senegal	19.5	14.6	23.6	24.3	14.9	13.9	56.9	61.1	Sénégal
Seychelles	2.9	2.5	31.2	20.6	20.0	10.8	65.9	76.9	Seychelles
Sierra Leone	50.1	56.8	15.8	8.4	2.8	2.1	34.1	34.8	Sierra Leone
Somalia	62.3	...	7.6	...	2.6	...	30.1	...	Somalie
South Africa	3.3	3.2	31.8	31.9	19.0	18.4	64.9	64.9	Afrique du Sud
Sudan	36.9	31.5	17.2	28.7	5.7	6.8	45.9	39.8	Soudan
Swaziland	12.2	7.3	44.1	49.4	38.7	44.4	43.7	43.3	Swaziland
Tanzania	33.5	30.0	19.2	23.3	9.4	8.6	47.3	46.7	Tanzanie
Togo	37.6	42.3	19.6	19.0	9.2	8.8	42.7	38.7	Togo
Tunisia	14.3	11.6	33.0	33.1	21.1	19.1	52.7	55.3	Tunisie
Uganda	28.9	22.5	22.7	25.8	7.6	7.6	48.4	51.7	Ouganda
Zambia	22.3	21.3	25.3	33.9	11.4	10.5	52.4	44.8	Zambie
Zimbabwe	25.3	...	20.4	...	14.4	...	54.3	...	Zimbabwe
<b>Africa</b>	<b>15.7</b>	<b>16.0</b>	<b>36.7</b>	<b>39.6</b>	<b>13.5</b>	<b>10.8</b>	<b>47.6</b>	<b>44.4</b>	<b>Afrique</b>

NATIONAL ACCOUNTS - COMPTES NATIONAUX

2-5. Structure of Demand (at current market prices) / Structure de la demande (aux prix courants du marché)

Share of GDP (%)	Household Final Cons. Expenditure / Dep. des menages en cons. finale		General Government Final Cons. Expenditure / Dep. Generale du gouv. en cons. finale		Gross Capital Formation / Formation brute de capital		Exports of Goods and Non Factor Services / Exportations de biens et services non facteurs		Imports of Goods and Non Factor Services / Importations de biens et services non facteurs		Part du PIB (%)	Pays
	2000	2007	2000	2007	2000	2007	2000	2007	2000	2007		
Algeria	41.6	31.3	13.6	11.9	23.5	35.0	42.1	45.3	20.7	23.5		Algérie
Angola	52.8	58.5	28.3	24.8	6.2	5.5	36.7	32.2	23.9	21.0		Angola
Benin	73.1	75.8	12.6	12.3	18.7	20.7	25.4	19.5	29.7	28.3		Bénin
Botswana	30.8	40.3	25.4	20.2	31.8	26.9	53.3	49.5	41.2	36.9		Botswana
Burkina Faso	76.9	76.2	20.8	22.9	17.9	15.3	9.6	10.5	25.1	24.8		Burkina Faso
Burundi	91.1	85.1	14.8	30.7	7.5	11.6	7.8	6.8	21.3	34.2		Burundi
Cameroon	70.2	71.3	9.5	10.1	16.7	16.8	23.3	24.2	19.7	22.4		Cameroun
Cape Verde	81.0	81.6	16.9	18.3	34.5	34.4	18.9	26.9	51.5	61.2		Cap-Vert
Central African Republic	86.0	91.8	7.0	8.2	9.6	6.3	26.3	13.4	28.9	19.7		République Centrafricaine
Chad	89.0	40.4	16.2	11.2	17.5	16.1	20.0	54.7	42.7	22.4		Tchad
Comoros	85.5	98.8	13.3	12.9	13.1	14.0	15.1	2.1	27.0	27.8		Comores
Congo	27.7	28.5	11.1	11.0	19.7	41.3	81.8	76.0	40.3	56.8		Congo
Congo, Dem. Republic	88.3	76.0	6.5	9.4	3.5	18.2	22.4	46.0	20.7	49.5		Rép. Démocratique du Congo
Côte d'Ivoire	68.6	78.1	14.6	10.3	9.9	8.6	40.8	45.9	33.9	43.0		Côte d'Ivoire
Djibouti	81.6	81.4	25.8	23.3	12.2	19.6	44.0	43.0	63.6	67.3		Djibouti
Egypt	75.9	72.4	11.2	11.3	19.6	20.9	16.2	30.2	22.8	34.8		Egypte
Equatorial Guinea	19.0	10.4	4.9	3.1	61.9	47.6	105.2	96.1	90.9	57.2		Guinée Equatoriale
Eritrea	...	...	...	...	...	...	...	...	...	...		Erythrée
Ethiopia	73.7	84.1	17.9	10.4	20.3	24.8	12.0	12.7	23.9	32.1		Ethiopie
Gabon	32.6	32.1	13.6	12.2	22.6	23.7	64.3	65.0	33.1	32.9		Gabon
Gambia	81.2	70.9	11.2	6.7	17.3	38.3	47.7	53.8	57.4	69.7		Gambie
Ghana	77.6	74.4	16.9	18.4	24.0	33.7	49.0	39.8	67.5	66.3		Ghana
Guinea	84.5	78.7	6.9	6.7	13.6	19.9	25.9	27.5	30.9	32.8		Guinée
Guinea-Bissau	...	...	...	...	...	...	...	...	...	...		Guinée-Bissau
Kenya	75.2	74.8	15.3	17.2	17.6	20.2	22.3	26.6	30.5	38.8		Kenya
Lesotho	90.6	100.3	34.2	33.5	63.1	31.1	29.5	46.9	117.4	111.8		Lesotho
Liberia	71.8	71.1	26.1	10.0	29.4	32.9	37.1	25.0	64.4	38.9		Libéria
Libyan Arab Jamahiriya	51.3	29.6	19.2	11.8	11.7	22.5	31.6	65.6	13.7	29.5		Jamahiriya Arabe Libyenne
Madagascar	84.0	79.9	7.6	9.7	15.7	31.6	30.2	29.6	37.6	50.7		Madagascar
Malawi	81.1	64.0	14.6	32.8	14.5	17.1	25.1	26.7	35.3	40.6		Malawi
Mali	73.8	64.4	16.4	17.7	19.8	21.0	22.8	29.3	32.7	32.3		Mali
Mauritania	81.8	73.4	23.1	22.0	19.4	22.7	49.0	55.2	73.3	73.2		Mauritanie
Mauritius	60.3	70.4	14.1	13.1	26.1	26.9	61.4	58.8	61.9	69.2		Maurice
Morocco	59.6	52.1	17.8	24.0	25.7	28.0	28.5	30.9	31.6	35.0		Maroc
Mozambique	80.1	79.2	11.5	11.9	33.5	17.1	12.7	28.1	37.8	36.3		Mozambique
Namibia	63.1	61.8	23.5	19.2	17.1	20.9	40.9	47.9	44.6	49.7		Namibie
Niger	75.2	74.4	19.0	16.0	13.9	25.2	19.2	18.5	27.3	34.1		Niger
Nigeria	52.5	46.7	8.3	18.8	7.0	24.0	51.7	40.3	19.7	29.7		Nigéria
Rwanda	86.1	84.2	18.8	18.3	13.6	14.2	6.3	8.7	24.7	25.4		Rwanda
Sao Tome and Principe	62.5	66.2	44.9	58.5	18.3	23.8	30.3	39.4	56.1	87.9		Sao Tomé-et-Principe
Senegal	76.0	77.3	12.8	13.7	20.5	27.1	27.9	23.0	37.2	41.2		Sénégal
Seychelles	51.2	57.8	28.0	36.6	23.9	32.5	78.1	96.6	81.3	123.4		Seychelles
Sierra Leone	110.3	74.4	8.7	13.0	5.8	29.0	7.0	18.9	31.8	35.3		Sierra Leone
Somalia	72.3	...	8.6	...	20.5	...	0.3	...	1.7	...		Somalie
South Africa	63.0	61.4	18.1	19.7	15.9	21.9	27.9	31.5	24.9	34.6		Afrique du Sud
Sudan	86.0	74.3	5.5	7.6	11.5	17.7	14.6	15.9	17.6	15.5		Soudan
Swaziland	77.2	73.5	18.4	14.9	18.2	13.0	74.8	79.9	88.6	81.2		Swaziland
Tanzania	78.3	67.9	11.7	19.3	16.8	29.6	13.4	24.2	20.1	41.1		Tanzanie
Togo	83.5	98.9	14.5	12.6	15.8	14.1	32.7	42.4	46.5	67.9		Togo
Tunisia	60.7	63.2	15.6	14.4	27.3	24.8	44.5	54.2	48.2	56.6		Tunisie
Uganda	77.6	80.4	14.6	11.9	19.0	22.6	10.9	16.1	22.2	31.1		Ouganda
Zambia	87.4	53.2	9.5	19.1	17.4	22.5	27.1	40.0	41.5	34.7		Zambie
Zimbabwe	106.9	...	20.7	...	25.0	...	39.1	...	91.8	...		Zimbabwe
<b>Africa</b>	<b>63.8</b>	<b>58.2</b>	<b>14.9</b>	<b>15.6</b>	<b>17.8</b>	<b>23.2</b>	<b>30.7</b>	<b>36.3</b>	<b>27.1</b>	<b>34.3</b>		<b>Afrique</b>

PRICES - PRIX

2-6. Consumer Price Index - Indice des prix à la consommation

2000 = 100

2000 = 100

Country	2001	2002	2003	2004	2005	2006	2007	2008	Pays
Algeria	103.5	104.9	107.7	111.4	113.2	116.0	120.1	125.3	Algérie
Angola	216.1	444.2	785.0	1028.4	1219.0	1367.8	1529.2	1730.6	Angola
Benin	104.0	106.5	108.1	109.1	114.9	119.3	120.8	130.6	Bénin
Botswana	106.6	115.1	125.8	134.5	146.1	163.1	174.6	196.6	Botswana
Burkina Faso	104.7	107.1	109.3	108.9	115.9	118.6	118.3	129.3	Burkina Faso
Burundi	109.3	107.9	119.4	129.3	146.4	150.4	162.8	202.8	Burundi
Cameroon	102.8	105.7	106.3	106.6	108.8	114.3	116.0	122.7	Cameroun
Cape Verde	103.7	105.7	106.9	104.9	105.3	111.6	116.4	124.2	Cap-Vert
Central African Republic	103.8	106.2	110.7	108.4	111.5	118.9	120.0	131.0	République Centrafricaine
Chad	112.4	118.3	116.2	110.0	118.6	128.2	116.6	126.1	Tchad
Comoros	105.6	109.3	113.4	118.6	122.1	126.3	131.9	139.7	Comores
Congo	100.8	103.9	105.5	109.5	112.2	117.4	120.5	127.0	Congo
Congo, Dem. Republic	457.3	573.0	646.5	672.4	816.2	924.0	1078.5	1360.6	Rép. Démocratique du Congo
Côte d'Ivoire	104.4	107.6	111.1	112.7	117.1	120.0	122.3	130.1	Côte d'Ivoire
Djibouti	101.8	102.4	104.4	107.7	111.0	114.9	120.6	134.9	Djibouti
Egypt	102.4	104.9	108.2	122.2	132.9	138.5	154.0	172.0	Egypte
Equatorial Guinea	108.8	117.1	125.7	131.0	138.4	144.5	148.6	156.8	Guinée Equatoriale
Eritrea	114.6	134.0	164.4	205.7	231.4	266.3	291.1	323.3	Erythrée
Ethiopia	94.8	88.0	101.3	110.0	117.4	131.9	155.4	194.2	Ethiopie
Gabon	102.1	102.3	104.5	104.9	104.7	108.8	114.3	120.4	Gabon
Gambia	104.5	113.5	132.8	151.8	159.4	162.7	171.5	182.5	Gambie
Ghana	132.9	152.6	193.3	217.7	251.2	280.6	310.6	354.3	Ghana
Guinea	105.4	108.6	122.6	144.0	189.2	254.8	313.1	373.5	Guinée
Guinea-Bissau	103.3	106.8	103.0	103.9	107.4	109.5	114.5	125.5	Guinée-Bissau
Kenya	105.8	107.9	118.5	132.2	145.9	167.0	183.3	230.6	Kenya
Lesotho	108.1	120.0	129.0	135.5	140.2	148.7	160.6	177.7	Lesotho
Liberia	112.1	128.0	141.2	146.3	156.4	167.6	186.8	219.5	Libéria
Libyan Arab Jamahiriya	90.8	81.9	80.2	78.4	80.0	82.7	88.2	98.1	Jamahiriya Arabe Libyenne
Madagascar	106.9	124.3	122.9	140.0	165.8	183.6	202.5	221.2	Madagascar
Malawi	127.2	149.2	163.5	182.2	210.4	239.7	258.7	280.2	Malawi
Mali	105.2	110.5	109.0	105.6	112.4	114.1	115.7	126.4	Mali
Mauritania	107.7	113.4	119.4	131.9	147.9	157.1	168.5	181.0	Mauritanie
Mauritius	105.4	112.1	116.5	122.0	128.0	139.4	151.6	166.5	Maurice
Morocco	100.6	103.4	104.7	106.2	107.3	110.8	113.3	117.6	Maroc
Mozambique	109.1	127.3	144.5	162.7	173.2	196.1	212.2	234.1	Mozambique
Namibia	109.2	121.6	130.3	135.8	138.8	145.8	155.6	171.7	Namibie
Niger	104.0	106.7	105.0	105.3	113.5	113.5	113.6	126.0	Niger
Nigeria	118.9	134.2	153.0	176.0	207.5	224.5	236.6	262.7	Nigéria
Rwanda	103.4	105.4	113.3	127.2	138.6	151.0	164.7	188.5	Rwanda
Sao Tome and Principe	109.2	120.2	132.0	149.6	175.3	215.8	255.7	321.9	Sao Tomé-et-Principe
Senegal	103.0	105.4	105.4	105.9	107.7	109.7	116.2	122.9	Sénégal
Seychelles	106.0	106.2	110.1	114.6	115.3	113.2	119.2	163.3	Seychelles
Sierra Leone	102.6	98.8	106.3	121.4	133.7	144.2	161.7	182.7	Sierra Leone
Somalia	...	...	...	...	...	...	...	...	Somalie
South Africa	105.8	115.4	122.1	123.8	128.0	133.9	143.6	160.0	Afrique du Sud
Sudan	107.4	116.2	125.8	135.0	142.6	165.0	179.5	205.0	Soudan
Swaziland	106.9	119.4	128.2	132.6	138.9	146.3	158.1	178.0	Swaziland
Tanzania	105.1	109.6	115.4	120.9	127.0	136.2	145.8	160.8	Tanzanie
Togo	103.9	107.1	106.2	106.6	113.8	116.3	117.5	128.0	Togo
Tunisia	101.9	104.7	107.6	111.5	113.7	118.8	122.6	128.7	Tunisie
Uganda	101.9	101.6	110.5	114.5	124.4	133.3	141.4	158.4	Ouganda
Zambia	121.7	148.7	180.7	213.2	252.3	275.0	304.3	343.5	Zambie
Zimbabwe	172	401	1 864	8 388	28 335	316 422	2 159 657	...	Zimbabwe
<b>Africa</b>	<b>108.7</b>	<b>116.3</b>	<b>124.9</b>	<b>133.8</b>	<b>143.3</b>	<b>152.5</b>	<b>163.9</b>	<b>183.0</b>	<b>Afrique</b>

**PRODUCTION**

**2-7. Agricultural and Food Production Index - Indice de la production agricole et alimentaire**

**1999-2001=100**

**1999-2001=100**

Country	Agricultural Production / Production agricole				Food Production / Production alimentaire				Pays
	2000	2004	2005	2006	2000	2004	2005	2006	
Algeria	95.3	137.5	137.3	142.9	95.2	137.7	137.5	143.1	Algérie
Angola	99.8	139.1	147.8	151.1	99.6	140.2	149	152.4	Angola
Benin	102.6	119.4	114.7	103.4	101.2	121.5	119.7	112.3	Bénin
Botswana	99.5	102.4	103.2	103.2	99.5	102.5	103.3	103.3	Botswana
Burkina Faso	86.9	120.5	138.9	146.2	85.7	111	126.9	130	Burkina Faso
Burundi	95.4	103.4	99.5	102.6	95.6	101.3	101.1	101.2	Burundi
Cameroon	100	107.9	112.7	107.2	100.1	112.3	115.2	112.2	Cameroun
Cape Verde	...	...	...	...	...	...	...	...	Cap-Vert
Central African Republic	101.9	106.3	107.5	104	101.8	110.3	111.7	108.1	République Centrafricaine
Chad	92.7	109.7	119.9	122.6	93.4	108.4	120.6	122.1	Tchad
Comoros	100.2	105.8	100.3	98.7	100.2	105.8	100.3	98.7	Comores
Congo	100.2	110.2	109.1	112.5	100.2	110	108.9	112.4	Congo
Congo, Dem. Republic	100	96.5	96.6	95.4	99.9	96.7	96.9	95.6	Rép. Démocratique du Congo
Côte d'Ivoire	104.1	101.9	106.6	100.9	102.7	106	109.2	105.3	Côte d'Ivoire
Djibouti	104.3	104.9	105.3	105.3	104.3	104.9	105.3	105.3	Djibouti
Egypt	102	112.8	113.8	114.5	102.5	112.8	114.2	114.8	Egypte
Equatorial Guinea	...	...	...	...	...	...	...	...	Guinée Equatoriale
Eritrea	...	...	...	...	...	...	...	...	Erythrée
Ethiopia	98.5	119.8	132.3	133.5	98.3	122	134.8	134.5	Ethiopie
Gabon	101.4	101.7	103.2	103.2	101.4	101.7	103.3	103.3	Gabon
Gambia	101.1	106.5	91.9	96	101.1	106.4	91.8	95.9	Gambie
Ghana	99.2	123.6	132	131.1	99.2	124.1	132.4	131.5	Ghana
Guinea	101.8	112.3	113.7	122	101	114.1	115.4	124.4	Guinée
Guinea-Bissau	100.2	109.9	117.4	114.6	100.3	109.8	117.4	114.5	Guinée-Bissau
Kenya	93.9	113.1	115.4	126.6	93.3	113	115.5	128.5	Kenya
Lesotho	...	...	...	...	...	...	...	...	Lesotho
Liberia	102.3	101.6	101	103.9	102.8	98.4	98.4	101.8	Libéria
Libyan Arab Jamahiriya	98.2	101.2	105.2	104.8	98.1	101.1	105.1	104.7	Jamahiriya Arabe Libyenne
Madagascar	99.5	106.6	111.3	114.3	99.7	107.1	112.5	114.7	Madagascar
Malawi	103.5	99.2	86.8	91.4	102.4	100	86.4	91.8	Malawi
Mali	...	...	...	...	...	...	...	...	Mali
Mauritania	...	...	...	...	...	...	...	...	Mauritanie
Mauritius	101.1	112.4	107	106.6	101.2	112.8	107.5	107	Maurice
Morocco	94.5	131.2	121.6	141.2	94.3	131.8	122.1	142.1	Maroc
Mozambique	95	113.4	144.4	143.6	95.5	112.4	144.9	144.3	Mozambique
Namibia	108.8	98.9	94.4	93.5	109.2	98.5	93.8	92.9	Nambie
Niger	91.4	107	126.9	136.7	91.1	107.6	127.7	137.7	Niger
Nigeria	100.4	115.5	122.3	129.6	100.4	115.7	122.7	130	Nigéria
Rwanda	103.7	113.3	120.5	121.8	104	113.6	121	122.3	Rwanda
Sao Tome and Principe	101.9	109.9	110.3	110.3	102	110	110.3	110.3	Sao Tomé-et-Principe
Senegal	102.3	88.2	102.4	85.4	102.5	86.4	101.3	83.9	Sénégal
Seychelles	98.8	102.4	103.8	103.3	98.5	103	104.4	104.4	Seychelles
Sierra Leone	90.6	143.9	162.2	190.4	90.3	145.9	165.4	195	Sierra Leone
Somalia	...	...	...	...	...	...	...	...	Somalie
South Africa	104.5	105.3	110.9	106.1	104.8	106.1	111.8	107.2	Afrique du Sud
Sudan	97.5	112.5	115.3	117	97.7	112.2	114.4	116.1	Soudan
Swaziland	103.2	100.7	105.1	99	104	103	107.5	101	Swaziland
Tanzania	99.3	106	113.8	109.9	99.9	103.5	110	107.4	Tanzanie
Togo	97.2	112.4	116.8	117.9	97.7	108.8	115.9	122.7	Togo
Tunisia	97.8	112.3	110.1	115.8	97.7	112.5	110.2	115.9	Tunisie
Uganda	98.9	107.5	106.6	105.2	99.6	107.4	106.2	105.5	Ouganda
Zambia	99.2	110.5	108.7	110	101	111.5	105.5	107	Zambie
Zimbabwe	106.6	72.8	73.7	73.3	105.3	84.9	89.3	89.1	Zimbabwe

**PRODUCTION**

**2-8. Industrial, Mining and manufacturing Production Index - Indice de la production industrielle, minière et manufacturière**

**2000=100**

**2000=100**

Country	Industrial Production / Production Industrielle			Mining Production / Production minière			Manufacturing Production / Production manufacturière			Pays
	2005	2006	2007	2005	2006	2007	2005	2006	2007	
Algeria	104.1	103.6	102.0	114.3	131.7	138.4	89.8	87.6	82.0	Algérie
Angola	...	...	...	...	...	...	...	...	...	Angola
Benin	...	...	...	...	...	...	...	...	...	Bénin
Botswana	...	...	...	...	...	...	...	...	...	Botswana
Burkina Faso	...	...	...	...	...	...	...	...	...	Burkina Faso
Burundi	...	...	...	...	...	...	...	...	...	Burundi
Cameroon	110.7	114.3	113.0	...	...	...	125.6	130.7	126.2	Cameroun
Cape Verde	...	...	...	...	...	...	...	...	...	Cap-Vert
Central African Republic	...	...	...	...	...	...	...	...	...	République Centrafricaine
Chad	...	...	...	...	...	...	...	...	...	Tchad
Comoros	...	...	...	...	...	...	...	...	...	Comores
Congo	...	...	...	...	...	...	...	...	...	Congo
Congo, Dem. Republic	...	...	...	...	...	...	...	...	...	Rép. Démocratique du Congo
Côte d'Ivoire	102.9	108.4	104.8	362.6	583.8	487.4	81.8	75.1	76.7	Côte d'Ivoire
Djibouti	...	...	...	...	...	...	...	...	...	Djibouti
Egypt	...	...	...	...	...	...	...	...	...	Egypte
Equatorial Guinea	...	...	...	...	...	...	...	...	...	Guinée Equatoriale
Eritrea	...	...	...	...	...	...	...	...	...	Erythrée
Ethiopia	...	...	...	...	...	...	...	...	...	Ethiopie
Gabon	124.2	131.6	...	...	...	...	120.3	124.9	...	Gabon
Gambia	...	...	...	...	...	...	...	...	...	Gambie
Ghana	...	...	...	...	...	...	...	...	...	Ghana
Guinea	...	...	...	...	...	...	...	...	...	Guinée
Guinea-Bissau	...	...	...	...	...	...	...	...	...	Guinée-Bissau
Kenya	...	...	...	...	...	...	...	...	...	Kenya
Lesotho	...	...	...	...	...	...	...	...	...	Lesotho
Liberia	...	...	...	...	...	...	...	...	...	Libéria
Libyan Arab Jamahiriya	...	...	...	...	...	...	...	...	...	Jamahiriya Arabe Libyenne
Madagascar	130.8	140.2	151.5	96.2	104.2	113.0	129.8	149.2	160.4	Madagascar
Malawi	92.0	94.6	...	...	...	...	82.6	83.5	...	Malawi
Mali	...	...	...	...	...	...	...	...	...	Mali
Mauritania	...	...	...	...	...	...	...	...	...	Mauritanie
Mauritius	97.0	100.9	102.1	46.9	51.2	46.5	93.8	97.5	98.4	Maurice
Morocco	132.3	139.0	142.1	127.2	137.9	143.4	121.5	127.8	133.6	Maroc
Mozambique	...	...	...	...	...	...	...	...	...	Mozambique
Namibia	...	...	...	...	...	...	...	...	...	Namibie
Niger	...	...	...	...	...	...	...	...	...	Niger
Nigeria	...	...	...	...	...	...	...	...	...	Nigéria
Rwanda	...	...	...	...	...	...	...	...	...	Rwanda
Sao Tome and Principe	...	...	...	...	...	...	...	...	...	Sao Tomé-et-Principe
Senegal	139.9	131.9	144.1	96.6	65.6	65.3	141.8	133.6	147.3	Sénégal
Seychelles	...	...	...	...	...	...	...	...	...	Seychelles
Sierra Leone	...	...	...	...	...	...	...	...	...	Sierra Leone
Somalia	...	...	...	...	...	...	...	...	...	Somalie
South Africa	113.5	117.1	120.3	111.7	110.0	109.0	113.8	119.3	124.2	Afrique du Sud
Sudan	...	...	...	...	...	...	...	...	...	Soudan
Swaziland	...	...	...	...	...	...	...	...	...	Swaziland
Tanzania	...	...	...	...	...	...	156.7	158.4	254.3	Tanzanie
Togo	...	...	...	...	...	...	...	...	...	Togo
Tunisia	110.9	114.3	125.0	99.7	94.1	112.5	111.8	116.8	126.4	Tunisie
Uganda	...	...	...	...	...	...	146.1	149.5	166.0	Ouganda
Zambia	133.3	142.0	153.0	168.3	183.6	201.4	115.8	118.6	127.6	Zambie
Zimbabwe	...	...	...	...	...	...	64.1	68.3	...	Zimbabwe

**PRODUCTION**

**2-9. Electricity Production by Type - Production d'électricité par catégorie**

**Millions Kilowatt hours**

**Millions de kilowatt heures**

Country	of which									Pays
	<u>Electricity - gross production, public &amp; self-producer</u>			<u>Total hydro production</u>			<u>Total thermal production</u>			
	<u>Electricité - production brute, publique &amp; autoproduite</u>			<u>Production hydraulique totale</u>			<u>Production thermique totale</u>			
	2000	2005	2006	2000	2005	2006	2000	2005	2006	
Algeria	25 412	32 875	35 226	54	555	218	25 358	32 320	35 008	Algérie
Angola	1 445	2 632	2 959	912	2 219	2 665	533	413	294	Angola
Benin	84	107	128	2	1	1	82	106	127	Bénin
Botswana	1 114	971	1 042	...	...	...	1 114	971	1 042	Botswana
Burkina Faso	390	516	548	98	101	80	292	416	468	Burkina Faso
Burundi	101	102	95	99	100	93	2	2	2	Burundi
Cameroon	3 480	4 145	3 954	3 442	3 913	3 719	38	232	235	Cameroun
Cape Verde	146	237	252	...	...	...	139	231	245	Cap-Vert
Central African Republic	107	113	114	84	85	85	23	28	29	République Centrafricaine
Chad	92	100	104	...	...	...	92	100	104	Tchad
Comoros	19	21	22	2	2	2	17	19	20	Comores
Congo	298	434	453	297	355	372	1	79	81	Congo
Congo, Dem. Republic	6 018	7 419	7 886	5 999	7 396	7 862	19	23	24	Rép. Démocratique du Congo
Côte d'Ivoire	4 813	5 566	5 535	1 764	1 433	1 510	3 049	4 133	4 025	Côte d'Ivoire
Djibouti	180	255	280	...	...	...	180	255	280	Djibouti
Egypt	70 337	111 690	118 407	14 266	12 644	12 925	55 990	98 494	104 866	Egypte
Equatorial Guinea	23	28	29	2	3	3	21	25	26	Guinée Equatoriale
Eritrea	209	289	269	...	...	...	209	288	267	Erythrée
Ethiopia	1 696	2 872	3 270	1 646	2 852	3 259	23	19	10	Ethiopie
Gabon	1 315	1 611	1 726	803	814	945	512	797	781	Gabon
Gambia	132	161	166	...	...	...	132	161	166	Gambie
Ghana	7 224	6 793	8 435	6 606	5 629	5 619	618	1 164	2 816	Ghana
Guinea	768	816	836	410	435	435	358	381	401	Guinée
Guinea-Bissau	58	64	66	...	...	...	58	64	66	Guinée-Bissau
Kenya	4 323	6 003	6 477	1 325	3 026	3 278	2 569	2 091	2 299	Kenya
Lesotho	...	...	...	...	...	...	...	...	...	Lesotho
Liberia	310	338	351	...	...	...	310	338	351	Libéria
Libyan Arab Jamahiriya	15 496	22 317	23 992	...	...	...	15 496	22 317	23 992	Jamahiriya Arabe Libyenne
Madagascar	780	1 035	1 065	540	660	675	240	375	390	Madagascar
Malawi	1 226	1 544	1 556	1 033	1 329	1 339	193	215	217	Malawi
Mali	412	475	489	235	258	266	177	217	223	Mali
Mauritania	234	250	277	...	...	...	234	250	277	Mauritanie
Mauritius	1 777	2 271	2 350	95	114	77	1 682	2 157	2 273	Maurice
Morocco	13 715	22 456	23 192	718	1 426	1 601	12 933	20 824	21 408	Maroc
Mozambique	8 849	13 285	14 737	8 836	13 264	14 717	13	21	20	Mozambique
Namibia	1 414	1 660	1 606	1 380	1 563	1 512	34	97	94	Namibie
Niger	190	195	179	...	...	...	190	195	179	Niger
Nigeria	14 727	20 468	23 110	5 743	6 118	7 714	8 984	14 350	15 396	Nigéria
Rwanda	113	135	118	109	130	113	4	5	5	Rwanda
Sao Tome and Principe	18	19	19	10	11	11	8	8	8	Sao Tomé-et-Principe
Senegal	1 671	2 595	2 433	...	267	237	1 669	2 324	2 192	Sénégal
Seychelles	188	231	252	...	...	...	188	231	252	Seychelles
Sierra Leone	95	84	99	16	19	22	79	65	77	Sierra Leone
Somalia	250	290	295	...	...	...	250	290	295	Somalie
South Africa	210 670	244 920	253 798	3 934	4 199	5 581	193 726	229 375	236 384	Afrique du Sud
Sudan	2 450	4 124	4 209	1 183	1 239	1 370	1 267	2 885	2 839	Soudan
Swaziland	470	408	436	192	160	156	...	...	...	Swaziland
Tanzania	2 479	3 035	2 776	2 145	1 778	1 436	334	1 257	1 340	Tanzanie
Togo	275	189	221	199	74	91	76	115	130	Togo
Tunisia	10 095	13 007	14 122	64	145	92	10 008	12 820	13 992	Tunisie
Uganda	1 582	1 836	1 615	1 576	1 834	1 239	6	2	376	Ouganda
Zambia	7 798	8 938	9 385	7 750	8 883	9 329	48	55	56	Zambie
Zimbabwe	6 995	10 269	9 776	3 260	5 834	5 552	3 735	4 435	4 224	Zimbabwe
	101378.6		108582.1	78 216		83 875	21195		22675	
<b>Africa</b>	<b>...</b>	<b>...</b>	<b>...</b>	<b>...</b>	<b>...</b>	<b>...</b>	<b>...</b>	<b>...</b>	<b>...</b>	<b>Afrique</b>