

African Development Bank Group

# Working paper series

N° 136- September 2011

## Determinants of Foreign Direct Investment Inflows to Africa, 1980-2007

John C. Anyanwu



Working Paper Series

## **Editorial Committee**

Vencatachellum, Désiré (Chair)  
Anyanwu, John C.  
Verdier-Chouchane, Audrey  
Ngaruko, Floribert  
Faye, Issa  
Shimeles, Abebe  
Salami, Adeleke

## **Coordinator**

Salami, Adeleke

Copyright © 2011  
African Development Bank  
Angle des l'avenue du Ghana et des rues  
Pierre de Coubertin et Hédi Nourra  
BP 323 -1002 TUNIS Belvédère (Tunisia)  
Tel: +216 71 333 511  
Fax: +216 71 351 933  
E-mail: [afdb@afdb.org](mailto:afdb@afdb.org)

## **Rights and Permissions**

All rights reserved.

The text and data in this publication may be reproduced as long as the source is cited. Reproduction for commercial purposes is forbidden.

The Working Paper Series (WPS) is produced by the **Development Research Department** of the African Development Bank. The WPS disseminates the findings of work in progress, preliminary research results, and development experience and lessons, to encourage the exchange of ideas and innovative thinking among researchers, development practitioners, policy makers, and donors. The findings, interpretations, and conclusions expressed in the Bank's WPS are entirely those of the author(s) and do not necessarily represent the view of the African Development Bank, its Board of Directors, or the countries they represent.

Working Papers are available online at  
<http://www.afdb.org/>

Correct citation: Anyanwu, John C. (2011), Determinants of Foreign Direct Investment Inflows to Africa, 1980-2007, Working Paper Series N° 136, African Development Bank, Tunis, Tunisia.



## AFRICAN DEVELOPMENT BANK GROUP

# Determinants of Foreign Direct Investment Inflows to Africa, 1980-2007

**John C. Anyanwu <sup>(1)</sup>**

Working Paper No. 136

September 2011

---

<sup>(1)</sup> Prof. John C. Anyanwu is a Lead Research Economist, Development Research Department, African Development Bank ([j.anyanwu@afdb.org](mailto:j.anyanwu@afdb.org)). The author is indebted to Favour Augustine who provided valuable research assistance.

## *Abstract*

*The central concern of this paper is to respond to the question: what determines FDI inflows to Africa? An understanding of such factors will assist African policymakers to formulate and execute policies for attracting FDI. Our estimation results from a panel of seven five-year non-overlapping windows for the period 1980-2007 indicate that: (i) there is a positive relationship between market size and FDI inflows; (ii) openness to trade has a positive impact on FDI flows; (iii) higher financial development has negative effect*

*on FDI inflows; (iv) high government consumption expenditure attracts FDI inflows to Africa; (v) higher FDI goes where international remittances also goes in Africa; (vi) agglomeration has a strong positive impact on FDI inflows to Africa; (vii) natural resource endowment and exploitation (especially for oil) attracts huge FDI into Africa; (viii) East and Southern African sub-regions appear positively disposed to obtain higher levels of inward FDI. The key policy implications are discussed.*

**Keywords:** Foreign Direct Investment, Factors Driving FDI, African Countries

**JEL codes:** F21, F23, O19

## **I. INTRODUCTION**

Foreign direct investment (FDI), as a key element of the globalization and of the world economy, is a driver of employment, technological progress, productivity improvements, and ultimately economic growth. It plays the critical roles of filling the development, foreign exchange, investment, and tax revenue gaps in developing countries (Smith, 1997; Quazi, 2007). In particular, it can play an important role in Africa's development efforts, including: supplementing domestic savings, employment generation and growth, integration into the global economy, transfer of modern technologies, enhancement of efficiency, and raising skills of local manpower (Dupasquier and Osakwe, 2003; Anyanwu, 2003).

However, Africa has never been a major recipient of FDI flows and so lags behind other regions of the world. On an annual average basis, the region's share of global FDI inflows was 2.6 percent in the period 1980-89; 1.9 percent in the period 1990-1999; and 3.2 percent in the period 2000-2009. During the same periods, the Asian region received FDI inflows 14.2 percent, 19.1 percent, and 19.1 percent of total global inflows, respectively. One key question is: Why does Africa not attract much FDI? The answer to this question is important in economics, business, politics, and academia in the Continent and hence calls for further analysis of the forces driving FDI.

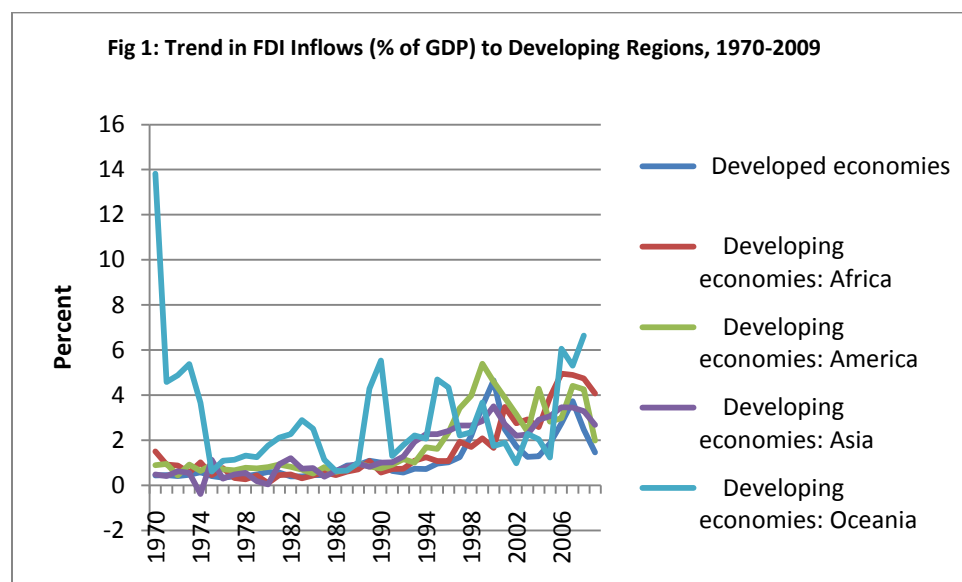
This paper therefore aims at examining the factors that cause FDI to go to African countries, thus enabling us to propose some measures for FDI promotion in the Continent. This is done by using a panel of seven five-year non-overlapping windows for the period 1980-2007. Thus, the further contents of the paper are as follows. Section II presents a review of recent trend in FDI inflows into Africa. Section III examines some theoretical perspectives of the factors driving FDI inflows to developing countries. Section IV reviews the recent empirical literature while section V presents the econometric model, data sources and variable definitions. The empirical results are presented in section VI, and section VII summarizes and concludes the paper with some policy recommendations for increased FDI inflows to Africa.

## **II. OVERVIEW OF FDI INFLOW TO AFRICAN COUNTRIES**

FDI, as an element of the rapid globalization process, has made rapid increases in the last few decades. Global inward FDI flows rose from US\$54.1 billion in 1980, reaching US\$207.7 billion in 1990 to a peak of US\$1,401.5 billion in 2000. A fall ensued from 2001 such that by 2003 it had dipped to US\$565.7 billion before peaking again at US\$2100 billion in 2007. Estimates for 2009 put the fall to US\$1114.2 billion consequent upon the financial and economic crisis (Figure 1 and Table 1) (UNCTAD, 2010a).

After almost ten years of growth, FDI inflows to Africa fell from a peak of US\$72 billion in 2008 to \$59 billion in 2009 - a 19 percent decline compared to 2008 - due to the financial and economic crisis (UNCTAD, 2010b). As noted above and as Figure 1 and Table 1 show, Africa has never been a major recipient of FDI flows and lags behind other regions of the world. By 1990, Africa's share was a mere 1.37 percent compared to Asia's 10.9 percent and by 2009 while Africa's share was just 5.27 percent, Asia received a whopping 27 percent (see Figure 2). Just as

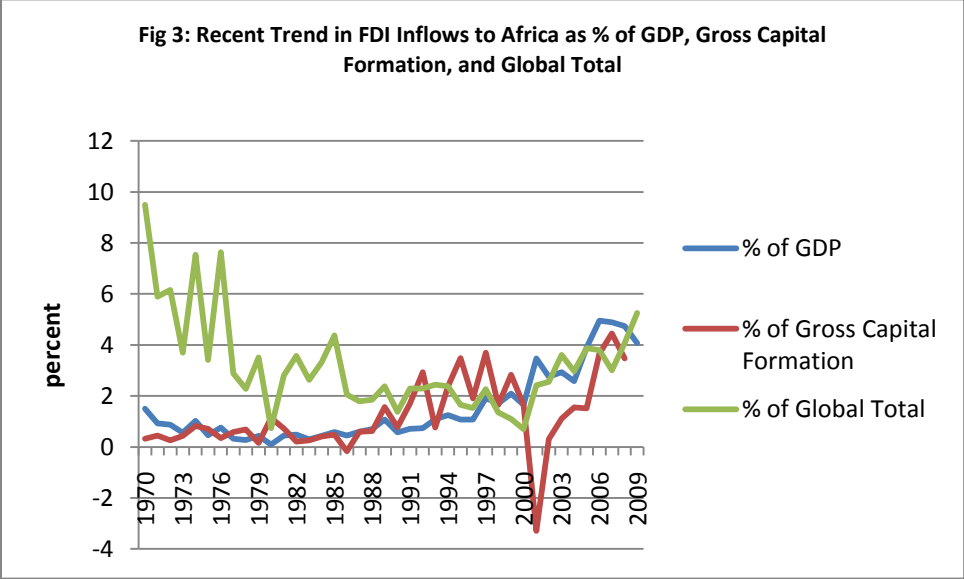
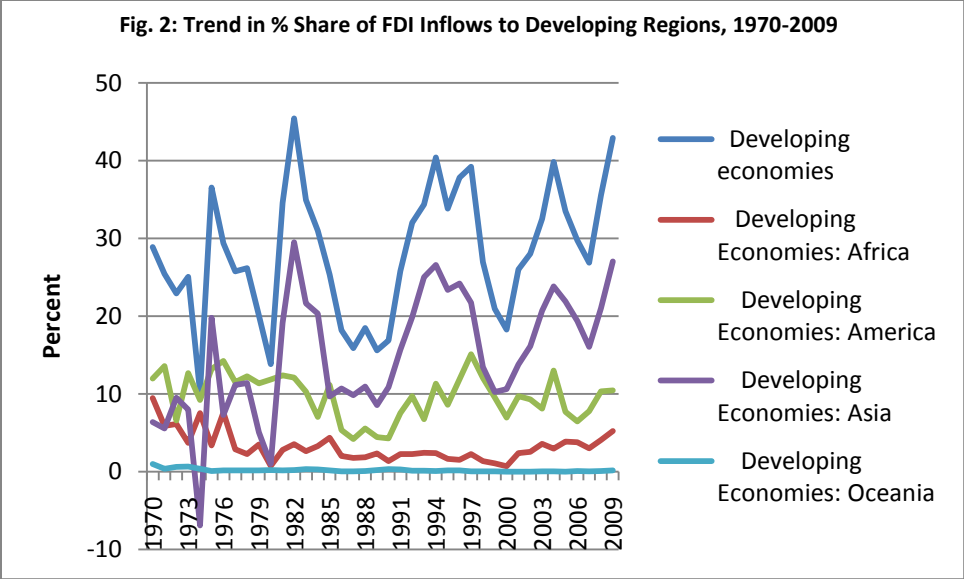
FDI inflows to Africa represent a low percentage of the global total, they also represent a low percentage of its GDP and gross capital formation (Figure 3).



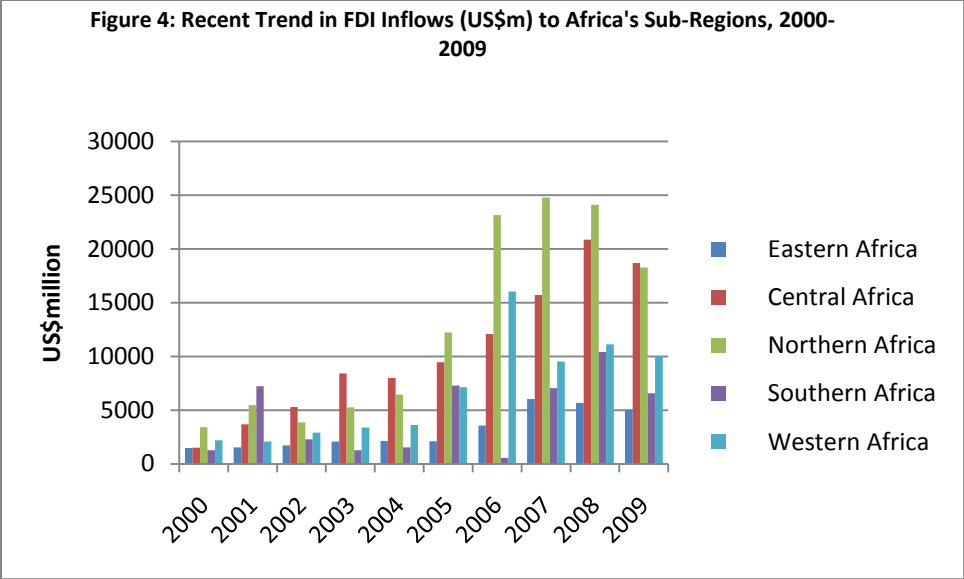
**Table 1: FDI Flows by Region, 2007-2009 (US\$ Billion and Percent)**

Region	FDI inflows			FDI outflows		
	2007	2008	2009	2007	2008	2009
<b>World</b>	2100	1771	1114	2268	1929	1101
<b>Developed economies</b>	1444	1018	566	1924	1572	821
<b>Developing economies</b>	565	630	478	292	296	229
<b>Africa</b>	63	72	59	11	10	5
<b>Latin America and the Caribbean</b>	164	183	117	56	82	47
<b>West Asia</b>	78	90	68	47	38	23
<b>South, East and South-East Asia</b>	259	282	233	178	166	153
<b>South-East Europe and the CIS</b>	91	123	70	52	61	51
<i>Memorandum: percentage share in world FDI flows</i>						
<b>Developed economies</b>	68.8	57.5	50.8	84.8	81.5	74.5
<b>Developing economies</b>	26.9	35.6	42.9	12.9	15.4	20.8
<b>Africa</b>	3.0	4.1	5.3	0.5	0.5	0.5
<b>Latin America and the Caribbean</b>	7.8	10.3	10.5	2.5	4.3	4.3
<b>West Asia</b>	3.7	5.1	6.1	2.1	2.0	2.1
<b>South, East and South-East Asia</b>	12.3	15.9	20.9	7.9	8.6	13.9
<b>South-East Europe and CIS</b>	4.3	6.9	6.3	2.3	3.1	4.6

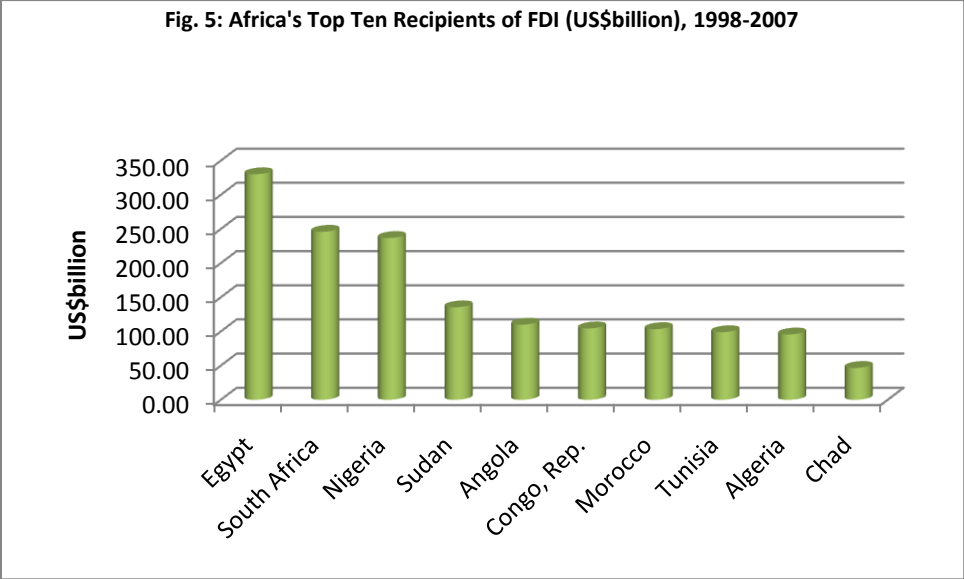
Source: UNCTAD, FDI/TNC database ([www.unctad.org/fdistatistics](http://www.unctad.org/fdistatistics))



FDI inflows to Africa vary across sub-regions. As Figure 4 illustrates, Central Africa dominated between 2002 and 2004 but from 2005 to 2008, North Africa was the dominant sub-region. In 2009, all sub-regions experienced declines though Central Africa took the premier position again.



A major concern regarding FDI inflows into the Continent is that the overwhelming majority of these go into natural resources exploitation. Between 1998 and 2009, the top ten country recipients are Egypt, South Africa, Nigeria, Sudan, Angola, Congo Republic, Morocco, Tunisia, Algeria, and Chad (Figure 5). Of these top recipient countries, most of the flows into oil, gas and mining projects. Indeed, the primary sector has been the largest recipient of accumulated FDI outflows to Africa. For example, the distribution of FDI by industry shows a concentration in the mining industry in terms of value (Table 2).



**Table 2: Africa's Cross-border M&As by Industry, 2008-2009 (US\$ million)**

Sector/Industry	Sales		Purchases	
	2008	2009	2008	2009
<b>Total</b>	21193	5140	8216	2702
<b>Primary</b>	-2055	2579	- 33	621
Mining, quarrying and petroleum	-2055	2579	- 133	621
<b>Manufacturing</b>	15639	- 110	1645	138
Food, beverages and tobacco	-	-	-	39
Textiles, clothing and leather	-	-	7	-
Wood and wood products	-	11	1082	-
Publishing and printing	-4	-	14	-
Chemicals and chemical products	21	-620	153	-
Non-metallic mineral products	15469	250	340	-4
<b>Metals and metal products</b>	104	248	-	102
<b>Services</b>	7609	2672	6704	1942
Trade	37	-	-	-1
Hotels and restaurants	4	- 117	-	3
<b>Transport, storage and communications</b>	1667	3058	4	-
<b>Finance</b>	6613	- 295	7037	1643
Business services	- 157	21	-	-
Health and social services	152	5	282	-

*Source:* UNCTAD, FDI/TNC database ([www.unctad.org/fdistatistics](http://www.unctad.org/fdistatistics))

### III. MAIN FDI DRIVING FACTORS: A THEORETICAL FRAMEWORK

A popular conceptualization of, and theoretical framework for, FDI determinants is the “eclectic paradigm” attributed to Dunning (1977, 1993). It provides a framework that groups micro- and macro-level determinants in order to analyze why and where multinational companies (MNCs) invest abroad. The framework posits that firms invest abroad to look for three types of advantages: Ownership (O), Location (L), and Internalization (I) advantages; hence it is called the OLI framework. The ownership-specific advantages (of property rights/patents, expertise and other intangible assets) allow a firm to compete with others in the markets it serves regardless of the disadvantages of being foreign because it is able to have access to, and exploit and export natural resources and resource-based products that are available to it. These advantages may arise from the firm’s ability to coordinate complementary activities such as manufacturing and distribution, and the ability to exploit differences between countries. The location advantages are those that make the chosen foreign country a more attractive site (such as labor advantages, natural resources, trade barriers that restrict imports, gains in trade costs and strategic advantages through intangible assets) for FDI than the others hence the reason for the FDI is to supply the domestic market of the recipient country through an affiliate (horizontal FDI). The location advantages may arise from differences in country natural endowments, government regulations, transport costs, macroeconomic stability, and cultural factors. Internalization advantages arise from exploiting imperfections in external markets, including reduction of uncertainty and transaction costs in order to generate knowledge more efficiently as well as the reduction of state-generated imperfections such as tariffs, foreign exchange controls, and subsidies. In this

case, the delocalization of all or a portion of the production process (e.g. production of components/parts and/or different locations) leads to low costs benefits (vertical FDI) (Baniak et al, 2005; Sekkat and Veganzones-Varoudakis, 2007; Pantelidis and Nikolopoulos, 2008; and Kinda, 2010). Following on these, Dunning (1993) identified four categories of motives for FDI: resource seeking (to access raw materials, labor force, and physical infrastructure resources), market seeking (horizontal strategy to access the host-country domestic market), efficiency seeking (vertical strategy to take advantage of lower labor costs, especially in developing countries), and strategic-asset seeking (to access research and development, innovation, and advanced technology) (Cleeve, 2008).

The literature on the forces driving FDI has also identified both policy and non-policy factors as drivers of FDI (Fedderke and Romm, 2006). Policy factors include openness, product-market regulation, labor market arrangements, corporate tax rates, direct FDI restrictions, trade barriers, and infrastructure. Non-policy factors include market size of the host country (often measured by the GDP), distance/transport costs, factor proportions (or factor endowments) and political and economic stability (Mateev, 2009).

The pull factors or domestic factors include economic, socio-political and structural conditions, including uncertainty, while the push factors relate to cyclical and structural conditions, irreversibility and herding (see Fernández-Arias, 1996; Fernández-Arias and Montiel, 1996; Gottschalk, 2001).

Fernández-Arias (1996), Fernández-Arias and Montiel (1996), Gottschalk (2001) and Calvo et al. (1996) present a two-factor classification of the factors that influence FDI flows: as “push” (those that are external to the recipients of FDI - relating to cyclical and structural conditions, irreversibility and herding) or “pull” factors (those internal to them such as economic, socio-political and structural conditions, including uncertainty). A similar classification has emerged from the works of Tsai (1991), Ning and Reed (1995) and Lall et al. (2003) who see these factors as (i) those on the “supply-side” (e.g., skilled labor, research and development, and infrastructure), (ii) those on the “demand-side” (host country economic and social variables or pull factors, including interest rates, tax and tariff levels, market size and potential, wage rates, income distribution, human capital, cost differentials, exchange rates, fiscal policies, trade policies, physical and cultural distance, among others) (Karakaplan et al., 2005); and (iii) “institutional factors” (e.g., culture, intellectual property rights, transaction costs, political risk, corruption, and bureaucracy).

Sekkat and Veganzones-Varoudakis (2007) have grouped the factors determining the inward flow of FDI into three categories: basic economic factors, trade and the exchange market policies, and other aspects of the investment climate. The basic economic factors include the difference in the rate of return on capital across countries, portfolio diversification strategy of investors and market size of the host country. Trade and foreign exchange policy considerations relate to trade liberalization and exchange rate movements and their volatility (Froot and Stein, 1991). Business climate factors relate to infrastructure (Wheeler and Mody, 1992), labor costs and availability of skilled labor/education, incentive factors, political risk, economic factors (per capita GDP, GDP growth rate, economic integration, importance of transport, commerce and communication), social factors (degree of urbanization), political stability (the number of

constitutional changes in government leadership), the role of institutions (in terms of commitments to and enforcement of rules) (Root and Ahmed, 1979; Schneider and Frey, 1985), the catalyzing effect of foreign aid (Harms and Lutz, 2006; Kimura and Todo, 2010), and the stability of basic macroeconomic policies (fiscal, monetary, and social) (Baniak et al, 2005).

#### **IV. REVIEW OF RECENT EMPIRICAL LITERATURE**

We organize recent empirical literature on the factors that make FDI go where they do around key factors as shown below, though in many cases results revolve around multiple factors.

##### **Infrastructure Development**

Studies by Musila and Sigure (2006) and Dupasquier and Osakwe (2006) on FDI show FDI in Africa is dependent on the development of infrastructure. Also, other studies on developing countries (Mengistu and Adams, 2007; Cotton and Ramachandran, 2001); emerging economies (Zhang, 2001); Western Balkan Countries (Kersan-Skabic and Orlic, 2007) and Southeast European Countries (Botric and Škuflic, 2006) show the significant role of infrastructure development in attracting the inflow of FDI. However, the results of a study on US FDI flow to Africa by Nnadozie and Osili (2004) find less robust evidence on the role of infrastructure on foreign direct investment. Results from Anyanwu and Erhijakpor (2004) indicate that telecommunications infrastructures economic growth, openness and significantly increase FDI inflows to Africa while credit to the private sector, export processing zones, and capital gains tax have significantly negative effect.

Gholami et al (2006) uses a sample of 23 developed and developing countries observed for the period 1976–99 based on ICT data availability to show that in developed countries, existing ICT infrastructure attracts FDI; a higher level of ICT investment leads to a higher level of FDI inflows but in developing countries the direction of causality goes instead from FDI to ICT. Findings by Sekkat and Veganzones-Varoudakis (2007) indicate that infrastructure availability, openness, and sound economic and political conditions are important for South Asia, Africa, and the Middle East in attracting FDI. In a study of South East European Countries (SEECs), Dauti (2008) identifies ICT infrastructure market as the major factor positively influencing FDI inflows while seeking factors (GDP growth, GDP per capita, GDP level) have perverse signs, showing significantly negative effects on FDI inflows.

##### **Institutional and Political Factors and Investment Climate**

Using bilateral FDI stocks around the world, Daude and Stein (2007) explore the importance of a wide range of institutional variables as determinants of the location of FDI and find that better institutions have overall a positive and economically significant effect on FDI. In particular, the unpredictability of laws, regulations and policies, excessive regulatory burden, government instability and lack of commitment play a major role in deterring FDI. Also, Campos and Kinoshita (2003), using a panel data set for 25 transition economies between 1990 and 1998, find that the main determinants of inward FDI are institutions, agglomeration, and trade openness. In CIS countries, natural resources and infrastructure matter, while agglomeration matters only for Eastern European and Baltic countries. Ali et al (2006) examine the role of institutions in determining FDI inflows using a panel of 69 countries during 1981 and 2005 and find that

institutions are a robust predictor of overall FDI and that the most significant institutional aspects are linked to propriety rights, the rule of law and expropriation risk, and especially in the services and manufacturing sectors.

Corruption and low transparency are found to hinder FDI inflows (Voyer and Beamish, 2004; Zhao and Du, 2003; Habib and Zurawicki, 2002; Kersan-Skabic and Orlic, 2007) just as ensuring property right in South Africa (Fedderke and Romm, 2006) and developing countries (Kapuria-Foreman, 2007) affect FDI inflows. Using 17 countries over the period 1994–2004 in examining the impact of governance on FDI inflows, Khamfula's (2007) results show that corruption is more harmful in an import substitution world than in an export promotion one. The findings agree with those of Al-Sadig (2009) who uses panel data from 117 host countries over the period 1984-2004 to show that overall, higher corruption levels decrease FDI inflows. Thus, secure property rights, political stability, and lack of corruption allow markets to properly function, and therefore attracting MNCs (Disdier and Mayer, 2004; Kinda, 2010). However, Al-Sadig's (2009) results show that after controlling for other characteristics of the host country (such as the quality of institutions), the negative effects of corruption disappear and sometimes becomes positive but statistically insignificant. In what appears to run against conventional evidence, Kim (2010) finds that countries with high level of corruption of government and low level of democracy have higher FDI inflows while being lower for those with greater political rights.

Poor governance and inhospitable regulatory environments (Dupasquier and Osakwe, 2006); foreign ownership ceiling in sectors open for FDI, policy on repatriation of capital and remittance of profit (Tarzi, 2005), and government regulations and restrictions on equity holdings by foreigners (Cotton and Ramachandran, 2001) all are found to have negative impact on FDI inflow. Also, political stability is inversely related to FDI inflows (Dupasquier and Osakwe, 2006; and Kyereboah-Coleman and Agyire-Tettey, 2008; Li (2008). Cleeve (2008) uses a data on 16 SSA countries and finds that that in addition to traditional variables and government policies to attract foreign investment to Africa, tax holidays are important. Asiedu (2004) examines the effect of three types of capital control policies on FDI inflows: (i) the existence of multiple exchange rates; (ii) restrictions on capital account, and (iii) restrictions on the repatriation of export proceeds. The author finds that the impact of capital controls on FDI inflows varies by region and has changed over time: in the 1970s and 1980s, none of the policies had a significant impact on FDI inflows but in the 1990s, all three were significant. However, the author finds that capital controls have no effect on FDI to sub-Saharan Africa (SSA) and the Middle East, but adversely affects FDI to Latin America and East Asia. Baniak et al (2005) analyze the legal environment for FDI in some transition economies and their results show that (i) high volatility of fiscal and business regulations makes the inflow of FDI smaller, (ii) macroeconomic and legal instability leads to adverse selection of the investors, and (iii) higher variability of basic macroeconomic fundamentals reduces the inflow of FDI.

The study by Clarke and Logan (2008) shows that FDI flows are greatest to countries that have less political risk and better physical infrastructure. Contrary to majority of studies, they show that FDI flows are greater to countries with weaker currencies and smaller populations. In addition they find that FDI flows are concentrated in industries where asset exploitation is most likely, such as one time privatization of assets in telecommunications, and where there is the greatest potential to earn foreign exchange such as the tourism, mining and quarrying, and

petroleum sectors. Pantelidis and Nikolopoulos (2008) investigate the FDI attractiveness for Greece as a host country compared with the rest of the EU countries and find that the crucial factors for the low FDI attractiveness in Greece are inefficient public governance, high taxation, inefficient infrastructure, and general macroeconomic conditions. In a study of a sample developed and developing countries over 1995–97, Globerman (2002) finds that governance infrastructure is an important determinant of both FDI inflows though investments in governance infrastructure are subject to diminishing returns, so that the benefits, in terms of inflows, are most pronounced for smaller and developing economies. Kinda (2010), using firm-level data across 77 developing countries, shows that constraints related to investment climate hamper FDI. In particular, physical infrastructure problems, financing constraints, and institutional problems discourage FDI. Botrić and Škuflić (2005) uses data on FDI inflows to South East European Countries to determine the main host country determinants of FDI and concludes that FDI inflows are largely dependent on privatization, trade regime, the density of infrastructure, and agglomeration.

Using a panel of 97 countries, Dutta and Roy (2008) investigates the role of political risk in the association of FDI and financial development and show that the impact of financial development on FDI becomes negative beyond a threshold level of financial development while political risk factors affect the relationship by altering the threshold level of financial development. Quazi (2007) estimates the determinants of FDI to nine Latin American countries, with emphasis on the investment climate, and finds that FDI inflow is significantly boosted by foreign investors' increased familiarity with the host economy, better infrastructure, higher return on investment, and greater trade openness, but the inflow is significantly depressed by lack of economic freedom. Also, FDI inflow is negatively correlated with policy changes that result in higher trade barriers, more repressive taxation, more restrictive foreign investment code, more repressive financial system, and further price and wage controls. The study identifies two factors, namely, excessive bureaucracy and inefficient financial markets, which act as locational disadvantages for Mexico in comparison to its regional 'rival' countries.

### **Attraction of Natural Resources**

The works of Dupasquier and Osakwe (2006); Aseidu, 2002; and Deichmann et al., 2003), for example report that the availability of natural resources has a positive and significant effect on FDI inflows. Also, Mohamed and Sidiropoulos (2010), using a panel of 36 countries (12 MENA countries and other 24 developing countries), conclude that the key determinants of FDI inflows in MENA countries are the natural resources, the size of the host economy, the government size, and institutional variables. Asiedu (2006), using a panel data for 22 countries in Sub-Saharan Africa (SSA) over the period 1984–2000, find that countries that are endowed with natural resources or have large markets attract more FDI. In addition, good infrastructure, an educated labor force, macroeconomic stability, openness to FDI, an efficient legal system, less corruption and political stability promote inward FDI. Hailu (2010) conducts an empirical analysis of the demand side determinants of the inflow of FDI to African nations and concludes that natural resources, labor quality, trade openness, market accession and infrastructure condition positively and significantly affect FDI inflows but the availability of stock market has positive but insignificant effect.

## **Human Resources Development, Productivity and Cost**

The study by Reiter et al (2010) shows that FDI inflows are more strongly positively related to improvement in human development when FDI policy restricts foreign investors from entering some economic sectors and when it discriminates against foreign investors relative to domestic investors. In addition, it finds that the relationship between FDI and improvement in human development is also more strongly positive when corruption is low. Markusen (2001) find that knowledge capital is important for FDI inflows while Rodríguez and Pallas (2008) find that human capital is the most important determinants of inward FDI. Nonnemberg and Cardoso de Mendonça (2004), in a panel data analysis for 38 developing countries (including transition economies) for the 1975-2000 period, conclude that FDI is correlated to level of schooling, the economy's degree of openness, risk and variables related to macroeconomic performance like inflation, risk and average rate of economic growth. Alsan et al (2006) in a panel data analysis of 74 industrialized and developing countries over 1980–2000, find that gross inflows of FDI are strongly and positively influenced by population health (life expectancy) as a proxy of human capital development in low- and middle-income countries. Noorbakhsh et al. (2001) and Miyamoto (2008) have shown the positive effect of human capital generally on FDI inflows while Tarzi (2005) and Baeka and Okawa (2001) cite workers' productivity and Khair-UZ-Zaman et al. (2006) and Jeon and Rhee (2008) cite labor cost.

## **Basic Macroeconomic and Other Factors**

Chowdhury and Mavrotas (2006), using data for three countries - Chile, Malaysia and Thailand – find that GDP causes FDI in Chile and not vice versa while in the case of both Malaysia and Thailand, there is strong evidence of a bi-directional causality between GDP and FDI. Klein and Rosnegren (1994), Jeon and Rhee (2008) find strong evidence that relative wealth significantly affects inward foreign direct investment while Brahmasrene and Jiranyakul (2001) find that real income is a significant factor determining the inflow of FDI. However, Nnadozie and Osili (2004) find less robust evidence on the role of GDP per capita on FDI inflow but GDP growth is found to have significant impact. Market size is found to play an important role in FDI inflows (Barrell and Pain, 1996; Nigh, 1986; Anyanwu, 1998; Fedderke and Romm, 2006; Tarzi, 2005; Khair-UZ-Zaman et al, 2006; Zhang, 2001) though the results of Kyereboah-Coleman and Agyire-Tettey (2008) indicate that most foreign investors do not consider this factor in making a decision to invest or otherwise in Ghana. Inflation as a proxy for economic instability has been found to negatively affect FDI inflows (Nnadozie and Osili, 2004; Khair-UZ-Zaman et al, 2006) though the findings of Brahmasrene and Jiranyakul (2001) indicate otherwise. Trade openness has also been found to be positively associated with FDI inflows (Yih Yun et al., 2000; Asiedu, 2002; Feils and Rahman, 2008).

A study by Kamaly (2007) sheds some light on the direction and determinants of the aggregate Mergers and Acquisitions (M&A) activity directed to developing countries in the 1990s, concluding that openness has a significant effect on M&A, but quantitatively its effect is minimal while depreciation in the domestic exchange rate strongly and positively affects M&A. In addition, higher level of stock market activity and depth in developing countries decrease the amount of M&A directed to them. Oladipo (2008) examines the determinants of Nigeria's FDI inflow for the period 1970-2005 and finds that the nation's potential market size, the degree of

export orientation, human capital, providing enabling environment through the provision of infrastructural facilities, and macroeconomic stability are important determinants of FDI flows.

Varied results have been found on the influence of exchange rate on FDI inflows: A case study on Ghana by Kyereboah-Coleman and Agyire-Tettey (2008) on the volatility of real exchange rate shows that the volatility of the real exchange rate has a negative influence on FDI inflow while empirical investigation of firm level data on the US FDI to Korea (Jeon and Rhee, 2008) shows that FDI inflows have significant association with real exchange rate and expected exchange rate changes just as the results of Ramiraz (2006) and Cushman (1985) affirm the same. However, Brahmastre and Jiranyakul (2001) and Dewenter (1995) find no statistically significant relationship between the level of the exchange rate and FDI inflows (see Ajayi, 2006 and Naudé and Krugell, 2007 for survey of evidence).

The level of government consumption expenditure can indicate the extent of government involvement in the economy. Recent economic reforms by both developed and developing economies are meant to reduce the relative size of the government in order to make it leaner and more efficient through better remuneration packages. Hence the smaller a government is, the more efficient it is perceived to be, thus creating a conducive environment for robust private investment, domestic and foreign. In addition, a relatively large government tends to “crowd out” private investment in an economy (Mkenda and Mkenda, 2004). In this sense, one expects a negative relationship between government consumption expenditure and FDI inflows.

Nasser and Gomez (2009), in a study of 15 Latin American countries from 1978 to 2003, find that FDI inflows are (i) positively correlated with stock market trading volume (an important variable that reflects the development of the stock market) and (ii) significantly and positively correlated with the level of private credit offered by the banking sector. Others who find that financial development encourages FDI inflows are Kinda (2010), Deichmann et al. (2003), and Jenkins and Thomas (2002).

In a study of China and India, Zheng’s (2009) findings show that market growth, imports, labor costs, and country political risk/policy liberalization are the determinants of inward FDI for both countries. However, exports, market size, and borrowing costs are important to China’s FDI, while geographical and cultural distance factors are important to India’s FDI. Mateev’s (2009) study of Central and Southeastern European countries finds that population, distance, GDP, risk, labor costs, and corruption can explain, to a large extent, the size of FDI flows into transition economies. Lederman et al (2010) use international data and a micro-data set of firms in thirteen Southern African Developing Countries (SADCs) to investigate the benefits and determinants of FDI in the region and find that income level, human capital, demographic structure, institutions, and economic track record affect FDI inflows per capita. They find some differences between SADC and the rest of the world in FDI behavior, namely, that in SADC, the income level is less important and openness more so. However, relative to other regions of the world, SADC’s low FDI inflows are explained by economic fundamentals (e.g., previous growth rates, average income, phone density, and the adult share of population). In the same manner, Leitão (2010) examines the FDI attractiveness for Greece as a host country in the period 1998-2007 and finds that trade openness, market size and labor costs are significant factors to explain inward FDI to Greece.

## V. THE MODEL AND DATA: DRIVING FACTORS OF FDI INFLOWS TO AFRICA

### 5.1 The Model

Based on the theoretical framework presented above and the structure of African economies as well as the characteristics of FDI inflows to Africa, we use the following model in estimating the factors that make FDI go where they do in African countries:

$$\begin{aligned}
 FDI_{ijt} = & \beta_0 + \beta_1(UrbanPop)_{ijt} + \beta_2(GDPPC)_{ijt} + \beta_3(Openness)_{ijt} + \beta_4(Financialdev)_{ijt} \\
 & + \beta_5L(Inflation)_{ijt} + \beta_6(ExchangeRate)_{ijt} + \beta_7(Infrastructure)_{ijt} + \beta_8(Govconsexp)_{ijt} \\
 & + \beta_9(Re mit tan ces)_{ijt} + \beta_{10}(PolticalRights)_{ijt} + \beta_{11}(FDI\_1)_{ijt} + \beta_{12}(Oil exporters)_{ijt} \\
 & + \psi Re gions_{jt} + \varepsilon_{ijt} \dots \dots \dots (1)
 \end{aligned}$$

where i and j denote countries, t denotes time, and the variables are defined as:

- $FDI_{ij}$  denotes the net FDI inflows as % of GDP,
- UrbanPop is urban population as a percentage of total population,
- GDPPC is gross domestic product per capita (US\$),
- Openness is openness index - total trade (% of GDP),
- Financialdev is financial development (domestic credit to the private sector as % of GDP),
- Inflation is the annual inflation rate,
- ExchangeRate is the official exchange rate to the US\$ (annual average),
- Infrastructure is fixed and mobile subscribers (per 1000 people),
- Govconsexp is government consumption expenditure 9% of GDP),
- Remittances represent international remittances (% of GDP,
- Political Rights is index of political rights (1=free, 7=repression),
- FDI\_1 represents first lag of FDI,
- Oilexporters represent dummy for net oil exporters,
- Regions represent is a binary variable representing the various regions of Africa (Central Africa, East Africa, North Africa, Southern Africa, and West Africa),
- $\beta$  is a vector of coefficients, and
- $\varepsilon_{ij}$  represents the myriad other influences on FDI, assumed to be well behaved.

All the variables are expressed in natural logarithm except dummies. As noted in the section on the theoretical framework, “market seeking” is a relevant motivation of MNCs’ investments in developing countries such as Africa. Therefore, market size is proxied by urban population (as percentage of total population) of the host country (Fan et al, 2009) and GDP per capita (the level of economic activity/development) (Javorcik et al., 2011; Al-Sadig, 2009), which are expected to have a positive sign. Foreign investors are well aware that most urban dwellers constitute the largest consumers of their products and would cherish and crave for such market. Market-seeking investments can also be motivated by the need to overcome external trade barriers hence FDI is expected to be positively affected by trade openness (Anyanwu, 1998; Morisset, 2000; Anyanwu and Erhijakpor, 2004).

As Nasser and Gomez (2009) note, financial development is important in FDI decisions because it affects the cost structure of investment projects. Kinda (2010) observes that financial development is an engine of economic growth, providing better business opportunities for customers and firms. This is proxied by the ratio of domestic credit to the private sector to GDP. This is an indicator of domestic financial development, potentially an important factor in driving international finance. High domestic credit to the private sector also implies abundance of domestic capital and as such, foreign capital in the form of FDI would not be needed. Indeed, a high level of “credit to the private sector” is an indication of the abundance of domestic capital. As such, foreign capital in the form of FDI would not be needed as much hence a negative relationship between private credit and FDI inflows. Another possible explanation is that such negative relation is another manifestation of the negative relationship that exists between FDI and other types of flows, mainly bank loans (see, for example, Fernández-Arias and Hausmann, 2000).

Inflation is used as an indicator of macroeconomic instability (Buckley et al., 2007) A stable macroeconomic environment promotes FDI by showing less investment risk. High exchange rate value relative to the US dollar, which implies a depreciated currency, will, *ceteris paribus*, attract higher FDI while the reverse ultimately dissuades foreign investment. This is because exchange rate allows us to determine the effect of relative wealth and relative labor costs on FDI inflows. Thus, a depreciation of a country’s exchange rate will increase the relative wealth of foreign firms and lead to an increase in foreign purchases of domestic assets. In addition, a depreciation of a country’s foreign exchange will lead to capital inflows as foreign countries try to take advantage of relatively cheaper domestic labor.

The number of telephone mainlines and mobile phone subscribers (per 1000 people) is used to proxy the availability of infrastructures and communications facilities in African countries, both regarded by foreign companies as important pre-requisites for their investments (Khadaroo and Seetanah, 2007; Calderon and Servén, 2008). As Addison and Heshmati (2003) have shown, ICT infrastructure and skills are now critical in integrating local producers into international technological and communications networks, and in attracting vertical FDI in services as well as manufacturing. Also, Campos and Kinoshita (2003) have argued that good infrastructure is a necessary condition for foreign investors to operate successfully, regardless of the type of FDI. The use of the availability of main telephone lines is because they are necessary to facilitate communication between the home and host countries.

A large literature in regional public economics suggests that government expenditure that is beneficial to investors (such as public investment in infrastructure for foreign investors) should have positive effects on investment in a region. Indeed, a government may use the revenue for government consumption expenditure or to provide or maintain infrastructure that is valued by foreign investors (Goodspeed, Martínez-Vázquez and Zhang, 2006).

In addition, international remittances can improve a country’s credit worthiness and thereby enhance its access to international capital markets (ICMs) (Ratha, 2007) and foreign direct investment. Properly accounted currency remittances, can improve a country’s risk rating. In turn the improvement in risk rating would enable the country to borrow at lower cost in international

markets and attract higher foreign direct investment. In this study, the remittances variable is the inflow of international remittances as percentage of GDP as a catalyst to FDI since it is assumed to raise the productivity of private capital by financing both public and private investments such as location-specific capital ventures, human capital resource investments, diversified microeconomic investments, and community support, maintenance and sustenance (Azeez, and Begum, 2009).

To test for agglomeration effects, we relate current FDI inflows to past FDI inflows and other explanatory variables. Agglomeration economies may exist given that foreign investors may be attracted to countries with more existing foreign investment. Indeed, being less knowledgeable of a country's environment, foreign investors may view the investment decisions by others as a good signal of favorable conditions and invest there too, so as to reduce uncertainty. This is proxied by the first lag of the dependent variable.

Another variable is used to evaluate African countries' access to FDI – institutions (to gauge government's fitness, quality and openness of the political space) - which represent important factor in attracting FDI. This is proxied by the index of political rights (see also, Lederman et al., 2010; Gliberman and Shapiro, 2002).

Many African countries receive much FDI in natural resource-based sectors, as they are rich in minerals, oil and natural gas. Indeed, both theoretical and empirical literature has shown that the need to get a secure access to natural resources is one of the main motivations driving MNCs to Africa, indicating one of the key characteristics of African countries in terms of natural resource endowment. Natural resource endowment is proxied by dummies as to whether a country is a net oil exporter or not. Finally, to capture any other unmeasured influences on the sub-regional and continental investment environment, as well as to allow for sub-regional effects, we include sub-regional dummies.

## **5.2 Data and Estimation Methodology**

The data set used for the empirical analysis consists of a panel of seven five-year non-overlapping windows for the period 1980-2007. Table 3 below reports the summary statistics of the data, while Appendix Table A reports the description and sources of the variables. In particular, Table 3 shows that FDI inflows to Africa as a percentage of GDP is very low, averaging just 3 percent during the period, 1980 and 2007. As noted earlier, natural logarithms are used to transform the variables thus reducing the risk related to heteroskedasticity, which is nonetheless common in cross-country analyses.

We take cognizance of the view that FDI decision may be made based on historical data and hence all the independent variables that are supposed to have effect on FDI inflow would materialize their effect the next period onward (see also Lederman et al, 2010). Therefore, all the independent variables are lagged by one period. We perform two different empirical techniques to strengthen our empirical results. First, we perform robust pooled ordinary least squares (OLS). Second, we perform robust maximum likelihood optimization of the generalized linear model (GLM). These methods allow estimation in the presence of AR(1) autocorrelation within cross-sectional correlation and heteroskedasticity across panels.

Only Africa (sub-Saharan Africa and North Africa) countries are examined in this study since the factors that determine the inflow of FDI to Africa are different from those that determine FDI elsewhere in addition to the fact that the structure and characteristics of African countries are different from other developing countries. In addition, there is no doubt that this choice will ensure that the results are relevant to the African continent, its sub-regions and individual countries.

**Table 3: Descriptive Statistics of Main Regression Variables (Excluding Dummies), 1980-2007**

Variable	Observations	Mean	Median	Standard Deviation	Range
FDI-GDP Ratio	342	0.03	0.01	0.07	0.67
Urban Population Share	371	35.09	33.8	16.93	81.69
GDP per capita	351	1076.34	424.76	1661.86	14237.29
Openness	345	71.31	60.83	36.63	234.41
Financial development	338	40.97	25.2	66.81	955.82
Inflation	301	73.77	8.62	584.92	7607.18
Exchange Rate	360	6.78E+09	77.08	1.26E+11	2.04E+12
Infrastructure	367	55.88	9.16	128.72	1033.91
Government Consumption Expenditure	333	16.34	15.1	7.35	48.72
International Remittances	266	4.03	1.5	9.58	83.54
Index of Political Rights	345	5.05	5.5	1.66	6.5

Note: These are raw data before transformations and winsorization.

Source: Author's Calculations.

## VI. EMPIRICAL RESULTS

Table 4 shows the results when Equation (1) is estimated using robust Ordinary Least Squares (OLS) and robust GLM. The log transformation of all the variables allows us to interpret the coefficients as elasticities.

The key market size – urban population share– has significant positive relationship with FDI inflows to Africa. Thus, African countries with large markets (in terms of the urban population size) attract more FDI. Though GDP per capita does not have a positively significant association with FDI inflows (consistent with the findings of Alsan et al. 2006), the other proxy for market size, urban population share, is significant at the 5 percent level. The lack of positive significance of GDP per capita could be due to a balancing of the market size effect with the cost of production effect, which should work in the opposite directions.

The coefficient on openness is positive and significant and consistent with foreign investment to developing countries such as those in Africa being mainly export-oriented. It is also consistent with the FDI theory that openness is indicative of the host country's ease of access to the world market for material inputs, so the MNCs can obtain the raw materials at low price. It also

suggests that economies in which trade is important also have relatively higher FDI (for instance they pursue policies that are more attractive to foreign investors). Thus, implementation of more liberal economic policies would certainly attract more foreign investments.

<b>Table 4: Robust Ordinary Least Squares (OLS) and Robust GLM Estimates of the Factors That Determine FDI Inflows to Africa Using Lagged Independent Variables</b>		
Variable	(1) (Robust OLS)	(2) (Robust GLM)
Urban Population Share_1	0.016 (2.35**)	0.016 (2.45**)
GDP per capita_1	-0.011 (-2.55**)	-0.011 (-2.66***)
Openness_1	0.009 (1.87*)	0.009 (1.95*)
Financial development_1	-0.012 (-2.59***)	-0.012 (-2.70***)
Inflation-1	-0.0002 (-0.07)	-0.0002 (-0.07)
Exchange Rate_1	-0.001 (-1.88*)	-0.001 (-1.96**)
Infrastructure_1	0.002 (0.69)	0.002 (0.72)
Govt. Consumption Expenditure_1	0.022 (2.16**)	0.022 (2.25**)
International Remittances_1	0.003 (1.79*)	0.0003 (1.86*)
Index of Political Rights_1	0.001 (0.29)	0.001 (0.31)
FDI_1	0.006 (3.26***)	0.006 (3.40***)
East Africa	0.017 (2.07**)	0.017 (2.16**)
Southern Africa	0.012 (1.65*)	0.012 (1.72*)
West Africa	-0.002 (-0.23)	-0.002 (-0.24)
Central Africa	0.013 (1.18)	0.013 (1.23)
Constant	-0.005 (-0.16)	-0.005 (-0.17)
R-Squared	0.3708	Log
F-Statistic	3.36	pseudolikelihood=438.538
Prob>0	0.0000	
N	201	N=201

Note: \*\*\*= 1% significant level; \*\*=5% significant level; \*=10% significant level.

Source: Author's Estimations.

The negative significance of financial depth shows that greater financial development in African countries leads to less FDI inflows, similar to the results of Walsh and Yu (2010) and Anyanwu and Erhijakpor (2004) for more advanced economies and in accordance with *a priori* expectations. The result confirms the hypothesis that high level of credit to the private sector is an indication of the abundance of domestic capital and as such, foreign capital in the form of FDI would not be needed. Also, exchange rate movements have significant negative effects on FDI inflows to Africa.

Government consumption expenditure is positively significant and confirms that such expenditures to provide or maintain infrastructure is valued by foreign investors. The amount of international remittances to African countries is also positively significant and confirms that remittances have a spillover effect on the FDI decision of foreign investors in Africa. The agglomeration effect appears to have a great impact on FDI inflows to Africa for the variable is strongly significant.

Natural resource endowment (especially oil) attracts FDI inflows in Africa. The sub-regional dummies for East and Southern Africa are highly statistically significantly related to FDI inflows, showing that reforms being carried out by countries in these regions are paying off in wooing foreign investors. The other variables are insignificant in attracting FDI to Africa.

## **VII. CONCLUSIONS AND POLICY IMPLICATIONS**

Which factors determines FDI inflows to African countries? To shed light on the potential drivers of FDI to Africa, we perform robust ordinary least squares (OLS) estimations and robust GLM using a panel of seven five-year non-overlapping windows for the period 1980-2007. We take cognizance of the view that FDI decision may be made based on historical data and hence use one-period lag of independent variables.

The empirical model attempts to predict the level of FDI inflows (as percent of GDP) as a function of market size (urban population share and GDP per capita), trade openness, financial development, macroeconomic stability, exchange rates, infrastructure, government consumption expenditure, political rights, agglomeration, and natural resource endowment/exploitation. In addition, we look for sub-regional-specific effects. We find that the East and Southern African sub-regional coefficients are consistently significant, which implies that the sub-regions perform above expectation, given their market size (urban population share and GDP per capita), trade openness, financial development, macroeconomic stability, exchange rates, infrastructure, government consumption expenditure, political rights, agglomeration, and natural resource endowment/exploitation. However, we find that the other sub-regional coefficients are insignificant, which implies that those sub-regions perform as expected, given the same set of variables.

Our estimation results can be summarized as follows: (i) there is a positive relationship between market size (urban population share) and FDI inflows to Africa; (ii) openness to trade has a positive impact on FDI flows; (iii) Higher financial development has negative effect on FDI inflows to Africa; (iv) high government consumption expenditure attracts FDI inflows to Africa; (v) higher FDI goes where international remittances also goes in Africa; (vi) agglomeration has a strong positive impact on FDI inflows to Africa; (vii) natural resource endowment and exploitation (especially for oil) attracts huge FDI into Africa; (viii) East and Southern African sub-regions appear positively disposed to obtain higher levels of inward FDI.

These empirical findings have important key policy implications for African countries. First, enhanced regional cooperation and integration will also increase market size in Africa and help attract investors currently constrained in part by the small size of some domestic African

markets. This is all the more important given our finding that large market size attracts FDI to Africa.

Second, another important finding is that FDI is negatively correlated with financial development, which indicates that FDI is a substitute of domestic financial market development in Africa. Thus, low financial sector development is a strong predictor of FDI inflows to African countries. However, in order for FDI to complement local financial development, African countries should improve the quality of domestic financial systems (including integrating them into global financial markets) to make the economies more attractive to MNCs to invest in them.

Third, an export-oriented regime opens up the economy of a nation to the outside world especially in terms of increase in demand, which is necessary for a higher return of investment to be achieved by investors. However, Africa's international development partners should continue to facilitate the establishment of a more open and equitable trade regime. Countries that have diversified their exports suffer from problems of quality and lack knowledge of export markets and appropriate technology. African exporters of agricultural products suffer from the high subsidies in developed countries exporting similar agricultural products. This is why the quick conclusion of the Doha Development Round is essential.

Fourth, an important contribution of this paper relates to the finding that FDI flows follow high inflow of international remittances. In particular, remittances-receiving countries of Africa need to develop a strategy to maximize the benefits of remittances while minimizing their negative repercussions. As a first step, governments (receiving and hosts of migrants) need to reduce the cost of sending remittances. Lowering the transactions costs of remittances will help to increase the poverty-reducing impact of international remittances and will also encourage a larger share of remittances to flow through formal financial channels. There is no doubt that reducing the costs of sending remittances would increase the disposable income of migrants' families and encourage them to use the official banking channels. However, banking regulations in some sending countries, in particular those related to anti-money-laundering, while necessary for security purposes, remain unfavorable for remittances and are demanding on the migrants, for whom sending money home may be the only contact with the banking system. Therefore, encouraging partnership between the international banking and postal services and money transfer operators would help reduce remittance costs while preserving high security standards. In addition, since fees are set by financial institutions in both source and destination countries, authorities in African countries cannot foster the decline of fees alone. Cooperation between financial authorities in sending and recipient countries is required to address the high cost paid by consumers in their remittances transactions (Anyanwu and Erhijakpor, 2010).

Indeed, given the weaknesses of the infrastructure supporting remittances, technological improvements in the banking sector could also significantly reduce transaction costs. New banking technologies that can expedite check clearance, reduce exchange losses, and improve disclosure, especially in rural areas in developing countries, can be particularly helpful. New technology would offer potential for greater efficiency, lower costs, and extended outreach. On a positive note, some countries have, in recent years introduced a wide range of technological solutions such as satellite telecommunications and enhanced management and wire transfer

systems. Innovative financial products such as debit cards and mobile telephony add-on services and pre-paid cards are new additions with huge potential.

Given that oil, gas and mineral resources are non-renewable resources, it is vital to negotiate more beneficial and transparent contracts with oil/mining MNCs operating in Africa, and ensure that these companies do not evade taxes. For greater returns to African countries in terms of royalties, for example, the governments should engage in auctions for oil/mineral rights. In this regard, international financial institutions like the African Development Bank have a critical role to play in helping these countries acquire the much-needed capacity not only to negotiate beneficial contracts but also for effective management of natural resource revenues.

#### Appendix A: Definition of Variables and Data Sources

Variable	Definition	Source
FDI	Net foreign direct investment (% of GDP).	World Bank, African Development Indicators 2009.
Urban Population Share	Urban population (% of total population)	World Bank, African Development Indicators 2009.
GDP per capita	Gross domestic product per capita (US\$)	World Bank, African Development Indicators 2009.
Openness	Trade (% of GDP)	World Bank, African Development Indicators 2009.
Financial development	Domestic credit to the private sector (% of GDP)	World Bank, African Development Indicators 2009.
Inflation	Consumer prices (annual %)	World Bank, African Development Indicators 2009.
Exchange Rate	Official exchange rate to the US\$, annual average.	World Bank, African Development Indicators 2009.
Infrastructure	Fixed and mobile phone subscribers (per 1,000 people)	World Bank, African Development Indicators 2009.
Government Consumption Expenditure	Government consumption expenditure (% of GDP)	World Bank, African Development Indicators 2009.
Remittances	International remittances (% of GDP).	World Bank, African Development Indicators 2009.
FDI_1	First lag of net FDI(% of GDP)	Author's transformation.
Index of Political Rights	Index of political rights (1=free, 7=repression)	Perspective Monde, Université de Sherbrooke.
Natural Resources	Oilexporters (Dummy variable for net oil exporters)	Author's transformation based on African Development Bank Database
Regional Dummies	Central, East, North, Southern, and West Africa	Author's transformation.

## REFERENCES

- Addison, T. and Heshmati, A. (2003), The New Global Determinants of FDI Flows to Developing Countries: The Importance of ICT and Democratization, WIDER Discussion Paper No. 2003/45.
- Ajayi, S.I. (2006), The Determinants of Foreign Direct Investment in Africa: A Survey of the Evidence, in Ajayi, S.I. (ed.) *Foreign Direct Investment in Sub-Saharan Africa: Origins, Targets, Impact and Potential*, African Economic Research Consortium: Nairobi.
- Ali, F., Fiess, N and MacDonald, R. (2006), “Do Institutions Matter for Foreign Direct Investment?”, *Open Economies Review*, Volume 21, Number 2, April, 201-219.
- Al-Sadig, A. (2009), “The Effects of Corruption on FDI Inflows”, *Cato Journal*, Vol. 29, No. 2, Spring/Summer.
- Alsan, M., Bloom, D. E. and Canning, D. (2006), “The Effect of Population Health on Foreign Direct Investment Inflows to Low- and Middle-Income Countries”, *World Development*, Vol. 34, No. 4, 613–630.
- Anyanwu, J. C. (1998), "An Econometric Investigation of the Determinants of Foreign Investment in Nigeria", in Nigerian Economic Society (1998), *Rekindling Investment for Economic Development in Nigeria*, Ibadan, 219 - 241.
- Anyanwu, J. C. (2006), “Promoting of Investment in Africa”, *African Development Review*, Vol. 18, No.1, April 2006, 42-71.
- Anyanwu, J. C and Erhijakpor, A. E. O. (2004), “Trends and Determinants of Foreign Direct Investment in Africa”, *West African Journal of Monetary and Economic Integration*, Second Half, 21-44.
- Anyanwu, J. C. and Erhijakpor, A. E. O. (2010), “Do International Remittances Affect Poverty in Africa?”, *African Development Review*, Vol. 22, No. 1, March, 51-91.
- Asiedu, E. (2002), “On the Determinants of Foreign Direct Investment to Developing Countries: Is Africa Different?”, *World Development*, Vol. 30, No. 1, pp. 107–19.
- Asiedu, E. (2004), “Capital Controls and Foreign Direct Investment”, *World Development*, Vol. 32, No. 3, 479–490.
- Asiedu, E., (2006), “Foreign Direct Investment in Africa: The Role of Natural Resources, Market Size, Government Policy, Institutions and Political Instability”, *World Economy*, 29, pp. 63-77.
- Azeez, A. K. M. and Begum, M. (2009), International remittances: A source of development Finance, *International NGO Journal*, Vol. 4 (5), May, 299-304.
- Baeka I-M and Okawa T. (2001), “Foreign exchange rates and Japanese foreign direct investment in Asia”, *Journal of Economics and Business*, 53, 69–84.
- Baniak, A., Cukrowski A. J. and Herczynski, J. (2005), “On the Determinants of Foreign Direct Investment in Transition Economies”, *Problems of Economic Transition*, Vol. 48, No. 2, June 2005, 6–28.
- Barrell R and Pain N. (1996) “An Econometric Analysis of U.S. Foreign Direct Investment”, *The Review of Economics and Statistics*, 78(2), 200-207
- Bergstrand, J., & Egger, P. (2007), “A knowledge-and-physical-capital model of international trade flows, foreign direct investment, and multinational enterprises”, *Journal of International Economics*, 73(2), 278–308.
- Bulir, A., & Hamann, A. J. (2008), “Volatility of development aid: From the frying pan into the fire?”, *World Development*, 36(10), 2048–2066.

- Botric V., and Škuflic L. (2006), "Main Determinants of Foreign Direct Investment in the Southeast European Countries", *Transition Studies Review*, 13(2), 359–377
- Brahmasrene T., and Jiranyakul K. (2001), "Foreign Direct Investment in Thailand, What Factors Matter?", *Proceedings of the Academy for International Business*, 1(2), 13
- Buckley, P. J., Clegg, J., Forsans, N. and Reilly, K.T. (2001), "Increasing the Size of the "Country": Regional Economic Integration and Foreign Direct Investment in a Globalised Economy", *Management International Review*, Vol. 41 (3), 251-274.
- Calderon, C. and Serven, L. (2008), Infrastructure and Economic Development in Sub-Saharan Africa, World Bank Policy Research Working Paper N. 4712.
- Calvo, G. A; Leiderman, L; Reinhart, C. M. (1996), "Inflows Of Capital To Developing Countries In The 1990s", *Journal Of Economic Perspectives*, 10 (2): 123-139.
- Campos, N. F and Kinoshita, Y. (2003), Why Does FDI Go Where it Goes?: New Evidence from the Transition Economies, IMF Working Paper, WP/03/228, November.
- Chowdhury, A. and Mavrotas, G. (2006), "FDI and Growth: What Causes What?", *World Economy*, 29 (1), 9-19.
- Clarke, R. and Logan, T-M. (2008), "Emerging FDI Patterns in the CARICOM Region", *Journal of International Business Research*, Volume 8, Number 1, January, 16-23.
- Cleeve, E. (2008), "How Effective Are Fiscal Incentives to Attract FDI to Sub-Saharan Africa?", *The Journal of Developing Areas*, Volume 42, Number 1, Fall, 135-153.
- Cotton L. and Ramachandran V. (2001) "Foreign Direct Investment in Emerging Economies Lessons from sub-Saharan Africa", *World Institute for Development Economics Research Discussion Paper* No. 2001/82.
- Cushman D. O. (1985), "Real Exchange Rate Risk, Expectations, and the Level of Direct Investment", *The Review of Economics and Statistics*, 67(2) 297-308.
- Daude C. and Stein, E. O. (2007), "The Quality of Institutions and Foreign Direct Investment", *Economics and Politics*, Volume 19, No. 3, November, 317-344.
- Dauti, B. (2008), *Determinants of Foreign Direct Investment inflow in South East European Countries - Panel Estimation*, Proceedings of the International Conference: Economic & Social Challenges and Problems, Vol. 1, 87-112 (And MPRA Paper No. 18273, October 2009 / 20:01).
- Deichmann J. I., and Eshghi A., Haughton D. M., Sayek S., Teebagy N. C. (2003), "Foreign Direct Investment in the Eurasian Transition States" *Eastern European Economics*, 41(1), 5-34.
- Dewenter K. L. (1995), "Do Exchange Rate Changes Drive Foreign Direct Investment?", *The Journal of Business*, 68(3), 405-433
- Disdier, A. C. and Mayer, T. (2004), "How Different in eastern Europe?: Structure and Determinants of Location Choices by French Firms in eastern and Western Europe", *Journal of Comparative Economics*, Vol. 32, No. 2, 280-296.
- Dunning, J.H. (1977), Trade, location of economic activity and the MNE: a search for an eclectic approach in B. Ohlin and P.O. Hesselborn (eds.): *The International Allocation of Economic Activity*, London, Macmillan, 395-418.

- Dunning, J. H. (1980), "Toward an Eclectic Theory of International Production: Some Empirical Tests", *Journal of International Business Studies*, Vol. 11, Spring/Summer, No. 1, 9-31.
- Dunning, J.H. (1993), *Multinational Enterprises and the Global Economy*, Addison-Wesley.
- Dupasquier, C. and Osakwe, P. N (2003), Performance, Promotion, and Prospects for Foreign Investment in Africa: National, Regional, and International Responsibilities, Paper Prepared for the "Eminent Persons' Meeting on Promotion of Investment in Africa", Tokyo, February 2003.
- Dupasquier C. and Osakwe P. N. (2006), "Foreign direct investment in Africa: Performance, challenges, and responsibilities", *Journal of Asian Economics*, 17, 241–260.
- Dutta, N. and Roy, S. (2008), "Foreign Direct Investment, Financial Development and Political Risks", *Journal of Developing Areas*, Volume 44, Number 2, Spring 2011, 303-327.
- Fan, J. P. H., Morck, R., XU, L. C. and Yeung, B. (2009), "Institutions and Foreign Direct Investment: China versus the Rest of the World", *World Development*, Vol. 37, No. 4, 852–865.
- Fedderke J. W., and Romm A.T. (2006), "Growth impact and determinants of foreign direct investment into South Africa, 1956–2003", *Economic Modeling*, 23, 738–760.
- Feils D. J. and Rahman M. (2008), "Regional Economic Integration and Foreign Direct Investment: The Case of NAFTA", *Management International Review*, 48(2), 147-163.
- Fernández-Arias, E. (1996), "The New Wave of Capital Inflows: Push or Pull?", *Journal of Development Economics*, Vol. 48, 389-418.
- \_\_\_\_\_ and Montiel, P.J. (1996), "The Surge in Capital Inflows to Developing Countries: An Analytical Overview", *The World Bank Economic Review*, Vol. 10, No. 1, 51-77.
- Fernández-Arias, E. and Hausmann, E. (2000), "Getting It Right: What to Reform in the International Financial Markets", Inter-American Development Bank, Working Papers, No. 428.
- Froot, K. A. and Stein, J. C. (1991), "Exchange Rates and Foreign Direct Investment and Imperfect Capital Market Approach", *Quarterly Journal of Economics*, Nov, p. 1191–1217.
- Gholami, R. Lee, S-Y. T. and Heshmati, A. (2006), "The Causal Relationship between Information and Communication Technology and Foreign Direct Investment", *The World Economy*, Vol. 29, No. 1, 43-62.
- Globerman, S. (2002), "Global Foreign Direct Investment Flows: The Role of Governance Infrastructure", *World Development*, Vol. 30, No. 11, 1899–1919.
- Goodspeed, T, Martinez-Vazquez, J., Zhang, L. (2006), Are Other Government Policies More Important than Taxation in Attracting FDI?, Andrew Young School of Policy Studies Research Paper Series, Working Paper 06-28, March.
- Gottschalk, R. (2001), "Lenders and Investors' International Portfolio Allocation Decisions: What Do We Know?", Institute of Development Studies, Sussex.
- Habib M., and Zurawicki L. (2002), Corruption and Foreign Direct Investment", *Journal of International Business Studies*, 33(2), 291-307.
- Hailu, Z. A. (2010), "Demand Side Factors Affecting the Inflow of Foreign Direct Investment to African Countries: Does Capital Market Matter?", *International Journal of Business and Management*, Vol. 5, No. 5, May, 104-116.

- Jenkins, C. and Thomas, L. (2002), Foreign Direct Investment in Southern Africa: Determinants, Characteristics and Implications for Economic Growth and Poverty Alleviation, CREFSA, University of Oxford, CSAE and London School of Economics.
- Jeon B. N. and Rhee S. S. (2008), “The Determinants of Korea’s Foreign Direct Investment from the United States, 1980-2001: An Empirical Investigation of Firm Level Data”, *Contemporary Economic Policy*, 26(1), 118-131.
- Kamaly, A. (2007), “Trends and Determinants of Mergers and Acquisitions in Developing Countries in the 1990s”, *International Research Journal of Finance and Economics*, Issue 8 (2007), 16-30.
- Kapuria-Foreman V. (2007), “Economic Freedom and Foreign Direct Investment in Developing Countries”, *The Journal of Developing Areas*, 41(1), 143-154.
- Kersan-Skabic I. and Orlic E. (2007), Determinants of FDI in CEE, Western Balkan Countries (Is Accession to the EU Important for Attracting FDI?)”, *Economic and Business Review*, 9(4), 333-350.
- Khadaroo, A.J. and Seetanah, B. (2007), Transport Infrastructures and FDI: Lessons for Sub- Saharan African Economies, Supply Response Working Paper No. ESWP\_05.
- Khamfula, Y. (2007), “Foreign Direct Investment and Economic Growth in EP and IS Countries: The Role of Corruption”, *The World Economy*, Vol. 30(12), December, 1843-1854.
- Khair-UZ-Zaman, Hashim S., & Awan Z. (2006), “Economic Determinants of Foreign Direct Investment in Pakistan”, *Gomal University Journal of Research*, 22, 49-57.
- Kim, H. (2010), “Political Stability and Foreign Direct Investment”, *International Journal of Economics and Finance*, Vol. 2, No. 3, August, 59-71.
- Kinda, T. (2010), “Investment Climate and FDI in Developing Countries: Firm-Level Evidence”, *World Development*, Vol. 38, No. 4, 498–513.
- Klein, M. W. and Rosengren, E. S. (1994), “The real exchange rate and foreign direct investment in the United States”, *Journal of International Economics*, 36, 373-89.
- Kyereboah-Coleman, A. and Agyire-Tettey K. F. (2008), “Effect of exchange-rate volatility on foreign direct investment in Sub-Saharan Africa: the case of Ghana (Case study)” *Journal of Risk Finance*, 9(1), 52 – 70
- Lall, P., Norman, D. W., and Featherstone, A. M. (2003). “Determinants Of Us Direct Foreign Investment In The Caribbean”, *Applied Economics*, 35 (13): 1485-1496.
- Lederman, D., Mengistae, T and Xu, L. C. (2010), Microeconomic Consequences and Macroeconomic Causes of Foreign Direct Investment in Southern African Economies, World Bank Policy Research Working Paper 5416, September.
- Leitão, N. C. (2010), “Localization Factors and Inward Foreign Direct Investment in Greece”, *Theoretical and Applied Economics*, Volume XVII, No. 6(547), 17-26.
- Li Q. (2008), “Foreign Direct Investment and Interstate Military Conflict”, *Journal of International Affairs*, 62(1), 53-66.
- Markusen, J. (2001), “Contracts, intellectual property rights, and multinational investment in developing countries”, *Journal of International Economics*, Vol. 53, 2001, pp. 189-204.
- Markusen, J. R. (2002), *Multinational firms and the theory of international trade*, Boston: The MIT Press.

- Mateev, M (2009), “Determinants of Foreign Direct Investment in Central and Southeastern Europe: New Empirical Tests”, *Oxford Journal*, Fall, Vol. 8, N. 1, 133-149.
- Mengistu B. and Adams S. (2007), “Foreign Direct Investment, Governance and Economic Development in Developing Countries”, *Journal of Social, Political and Economic Studies*, 32(2), 223-249.
- Miyamoto K. (2008), *Human Capital Formation and Foreign Direct Investment in Developing Countries. Development Centre on Financing Development.*
- Mkenda, B. K. and Mkenda, A. F (2004), *Determinants of FDI Inflows to African Countries: A Panel Data Analysis*, Economic and Social Research Foundation, Globalisation and East Africa Working Paper Series No. 11, April.
- Mohamed, S. E. and Sidiropoulos, M. G. (2010), “Another Look at the Determinants of Foreign Direct Investment in MENA Countries: An Empirical Investigation”, *Journal of Economic Development*, June, Vol. 35, Issue 2, 75-96.
- Morisset, J. (2000), “Foreign Direct Investment in Africa- Policies also Matter”, *Transnational Corporation*, 9 (2), pp. 107–125.
- Musila J. W. and Sique S. P. (2006), “Accelerating foreign direct investment flow to Africa: from policy statements to successful strategies”, *Managerial Finance*, 32(7), 577-593.
- Nasser, O. M. A. and Gomez, X. G. (2009), “Do Well-Functioning Financial Systems Affect the FDI Flows to Latin America?”, *International Research Journal of Finance and Economics*, Issue 29, 60-75.
- Naudé, W. A. and Krugell, W. F. (2007), "Investigating geography and institutions as determinants of foreign direct investment in Africa using panel data", *Applied Economics*, vol. 39(10), 1223-1233.
- Nigh D. (1986), “Political Events and the Foreign Direct Investment Decision: An Empirical Examination”, *Managerial and Decision Economics*, 7(2), 99-106.
- Ning, Y. Reed, M. R. (1995), “Locational Determinants of the US Direct Foreign Investment in Food and Kindred Products”. *Agribusiness: An International Journal*. 11: 77-85.
- Nnadozie E. and Osili U. O. (2004), *U.S. Foreign Direct Investment in Africa and its Determinants. UNECA Workshop of Financial Systems and Mobilization in Africa*, Nov 2nd 2004
- Nonnemberg, M. B and Cardoso de Mendonça, M. J. (2004), *The Determinants of Foreign Investment in Developing Countries.*  
<http://www.anpec.org.br/encontro2004/artigos/A04A061.pdf>
- Noorbakhsh, F., Paloni, A. and Youssef, A. (2001), "Human Capital and FDI Inflows to Developing Countries: New Empirical Evidence", *World Development*, Vol. 29 (9), 1593-1610.
- Oladipo, O. S. (2008), “Foreign Direct Investment Flow: Determinants and Growth Effects in a Small Open Economy”, *Proceedings of the Northeast Business & Economics Association, Northeast Business & Economics Association 35th Annual Conference, Long Island, New York, November 6th - 8th.*
- Pantelidis, P. and Nikopoulos, E. (2008), “FDI attractiveness in Greece”, *International Advances Economic Research*, Vol. 14, 90-100.
- Quazi, R. M. (2007), “Investment Climate and Foreign Direct Investment: A Study of Selected Countries in Latin America”, *Global Journal of Business Research*, Volume 1, Number 2, 1-13.
- Ramiraz M. D. (2006), “Economic and Institutional Determinants of Foreign Direct Investment in Chile: a time series analysis, 1960-2001”, *Contemporary Economic Policy*, 24(3), 459-471.

- Reiter, S. L et al (2010), "Human Development and Foreign Direct Investment in Developing Countries: The Influence of FDI Policy and Corruption", *World Development*; December, Vol. 38, Issue 12, 1678-1691.
- Rodríguez, X. and Pallas, J. (2008), "Determinants of Foreign Direct Investment in Spain", *Applied Economics*, Vol. 40, 2008, pp. 2443-2450.
- Sanfilippo, M (2010), "Chinese FDI to Africa: What Is the Nexus with Foreign Economic Cooperation?", *African Development Review*, Vol. 22, No. S1 December, 599-614.
- Sekkat, K. and Veganzones-Varoudakis, M-A. (2007), "Openness, Investment Climate, and FDI in Developing Countries", *Review of Development Economics*, 11(4), 607–620.
- Schneider, F. and Frey, B. (1985), "Economic and political determinants of foreign direct investment.", *World Development*, (13), 161-175.
- Smith, S. (1997), "Restrictive Policy toward Multinationals: Argentina and Korea", *Case Studies in Economic Development*, 2nd Edition, 178-189.
- Tarzi S. (2005), "Foreign Direct Investment flows into Developing Countries: Impact Location and Government Policy", *Journal of Social, Political and Economic Studies*, 30(4), 497-515.
- Tsai, P. (1994), "Determinants of Foreign Direct Investment and its Impact on Economic Growth", *Journal of Economic Development*, Vol. 19, pp. 137–63.
- Walsh, J. P. and Yu, J. (2010), Determinants of Foreign Direct Investment: A Sectoral and Institutional Approach, IMF Working Paper, WP/10/187, July.
- Wheeler, D. and Mody, A (1992), "International Investment Location Decision – the Case of United-States Firms", *Journal of International Economics*, Vol. 33(1-2), 1992. pp.57-76.
- UNCTAD (2010a), *World Investment Report 2010- Investing in a Low-Carbon Economy*, United Nations Conference on Trade and Development: Geneva.
- UNCTAD (2010b), Regional Trends: Africa, *World Investment Report 2010- Investing in a Low-Carbon Economy*, United Nations Conference on Trade and Development, Geneva.
- UNCTAD (Online), FDI/TNC database, ([www.unctad-arg/fdistatistics](http://www.unctad-arg/fdistatistics)).
- Voyer P. A. and Beamish P. W. (2004), "The Effect of Corruption on Japanese Foreign Direct Investment", *Journal of Business Ethics*, 50, 211–224.
- Yih Yun Y. J., Groenewold N. and Tcha M. (2000), "The Determinants of Foreign Direct Investment in Australia", *The Economic Record*, 76 (232), 45-54.
- Zhang K. H. (Jul 2001), "What Attracts Foreign Multinational Corporations to China?", *Contemporary Economic Policy*, 19(3), 336-346.
- Zhao J. H., Kim S. H., and Du J. (2003), The Impact of Corruption and Transparency on Foreign Direct Investment: An Empirical Analysis", *Management International Review*, 43(1), 41-62.
- Zheng, P (2009), "A Comparison of FDI Determinants in China and India", *Thunderbird International Business Review*, Vol. 51, No. 3, May/June, 263-279.

## Recent Publications in the Series

n°	Year	Author(s)	Title
135	2011	John C. Anyanwu	International Remittances and Income Inequality in Africa
134	2011	Mthuli Ncube, Eliphaz Ndou	Inflation targeting, exchange rate shocks and output: Evidence from South Africa
133	2011	Mthuli Ncube, Eliphaz Ndou	Monetary Policy Transmission, House Prices and Consumer Spending in South Africa: An SVAR Approach
132	2011	Ousman Gajigo, Emelly Mutambatsere Elvis Adjei	Manganese Industry Analysis: Implications For Project Finance
131	2011	Basil Jones	Linking Research to Policy: The African Development Bank as Knowledge Broker
130	2011	Wolassa L.Kumo	Growth and Macroeconomic Convergence in Southern Africa
129	2011	Jean- Claude Berthelemy	China's Engagement and Aid Effectiveness in Africa
128	2011	Ron Sandrey Hannah Edinger	China's Manufacturing and Industrialization in Africa
127	2011	Richard Schiere Alex Rugamba	Chinese Infrastructure Investments and African integration
126	2011	Mary-Francoise Renard	China's Trade and FDI in Africa





## African Development Bank

Angle de l'avenue du Ghana et des rues Pie  
de Coubertin et Hédi Nouria

BP 323 -1002 Tunis Belvédère (Tunisia)

Tel.: +216 71 333 511 – Fax: +216 71 351

E-mail: [afdb@afdb.org](mailto:afdb@afdb.org) – Internet: [www.afdb.org](http://www.afdb.org)